PCB Analysis
QC Raw Data

prepared
for

ANCHOR ENVIRONMENTAL

KC FORMER SCOTT MILL , 00010501/T2

ARI JOB NO. IH29

prepared
by

Analytical Resources, Inc.

ANALYTICAL RESOURCES INCORPORATED

ORGANICS ANALYSIS DATA SHEET
PSDDA PCB by GC/ECD
Page 1 of 1

Sample ID: MB-072605
METHOD BLANK

Lab Sample ID: MB-072605
LIMS ID: 05-11905
Matrix: Sediment
Data Release Authorized:
Reported: 08/02/05

QC Report No: IH29-Anchor Environmental
Project: KC Former Scott Mill
00010501/T2
Date Sampled: NA
Date Received: NA

Date Extracted: 07/26/05
Date Analyzed: 07/29/05 22:55
Instrument/Analyst: ECD5/PK
GPC Cleanup: No
Sulfur Cleanup: Yes
Acid Cleanup: Yes
Florisil Cleanup: No

Sample Amount: 25.0 g
Final Extract Volume: 5.0 mL
Dilution Factor: 1.00
Silica Gel: No
pH: NA
Percent Moisture: NA

CAS Number	Analyte	RL	Result
12674-11-2	Aroclor 1016	20	< 20 U
53469-21-9	Aroclor 1242	20	< 20 U
12672-29-6	Aroclor 1248	20	< 20 U
11097-69-1	Aroclor 1254	20	< 20 U
11096-82-5	Aroclor 1260	20	< 20 U
11104-28-2	Aroclor 1221	20	< 20 U
11141-16-5	Aroclor 1232	20	< 20 U

Reported in µg/kg (ppb)

PCB Surrogate Recovery

Decachlorobiphenyl	106%
Tetrachlorometaxylene	96.2%

Analytical Resources Inc.
Dual Column PCB Quantitation Report

Data file 1: 20050720.b/0729-1.b/0729B034.d
Data file 2: 20050720.b/0729-2.b/0729B034.d
Method: /chem2/ecd5.i/20050720.b/PCB1.m
Compound Sublist: PCB
Instrument, Inj. Vol.: ecd5.i, 3ul
Quant Method: Internal Std

ARI ID: IH29MBS1
Client ID: IH29MBS1
Injection Date: 29-JUL-2005 22:55
Report Date: 08/02/2005 09:56
Matrix: SOIL
Dilution Factor: 1.000

CLP Col RT	CLP Col Shift	CLP Col Response	ZB35 Col RT	ZB35 Col Shift	ZB35 Col Response	CLP on col	ZB35 on col	RPD	Compound/Flag
3.564	0.022	82032941	4.744	0.016	13715583	0.0385	0.0385	0.1	Tetrachloro-m-xylene
10.316	0.009	66829449	12.286	0.010	6459402	0.0422	0.0402	4.8	Decachlorobiphenyl

* Indicates RPD > 40%
M Indicates Column 1 peak was manually integrated
N Indicates Column 2 peak was manually integrated

SURROGATE PERCENT RECOVERY

SURROGATE	Col1	Col2
Tetrachloro-m-xylene	96.2	96.3
Decachlorobiphenyl	105.5	100.6

INTERNAL STANDARD SUMMARY

Column 1

Standard Cpnd	Standard Area*	Sample Area	%D
Bromo-Nitrobenzene	125791287	150669316	19.8
Hexabromobiphenyl	62776174	99859769	59.1

Column 2

Standard Cpnd	Standard Area*	Sample Area	%D
Bromo-Nitrobenzene	23643829	26149304	10.6
Hexabromobiphenyl	10484374	10617368	1.3

* Standard Areas taken from Initial Cal Level 4
Initial Calibration Date: 20-JUL-2005
<- Indicates standard response outside Limits (-50 to +100%)

Aroclor	Peak#	RT	CLP Col Shift	Area	Amount	Peak#	RT	ZB35 Col Shift	Area	Amount
Aroclor-1016	1	---			0.000	1	---			0.000
Aroclor-1016	2	---			0.000	2	---			0.000
Aroclor-1016	3	---			0.000	3	---			0.000
Aroclor-1016	4	---			0.000	4	---			0.000
	Col1Ave: <3 Quant Peaks					Col2Ave: <3 Quant Peaks				
Aroclor-1221	1	---			0.000	1	---			0.000
Aroclor-1221	2	---			0.000	2	---			0.000
Aroclor-1221	3	---			0.000	3	---			0.000
	Col1Ave: <3 Quant Peaks					Col2Ave: <3 Quant Peaks				
Aroclor-1232	1	---			0.000	1	---			0.000
Aroclor-1232	2	---			0.000	2	---			0.000
Aroclor-1232	3	---			0.000	3	---			0.000
Aroclor-1232	4	---			0.000	4	---			0.000
	Col1Ave: <3 Quant Peaks					Col2Ave: <3 Quant Peaks				
Aroclor-1242	1	---			0.000	1	---			0.000
Aroclor-1242	2	---			0.000	2	---			0.000
Aroclor-1242	3	---			0.000	3	---			0.000
Aroclor-1242	4	---			0.000	4	---			0.000
Aroclor-1242	NS	---			----	5	---			0.000
	Col1Ave: <3 Quant Peaks					Col2Ave: <3 Quant Peaks				
Aroclor-1248	1	---			0.000	1	---			0.000
Aroclor-1248	2	---			0.000	2	---			0.000
Aroclor-1248	3	---			0.000	3	---			0.000
Aroclor-1248	4	---			0.000	4	---			0.000
	Col1Ave: <3 Quant Peaks					Col2Ave: <3 Quant Peaks				
Aroclor-1254	1	---			0.000	1	---			0.000
Aroclor-1254	2	---			0.000	2	---			0.000
Aroclor-1254	3	---			0.000	3	---			0.000
Aroclor-1254	4	---			0.000	4	---			0.000
	Col1Ave: <3 Quant Peaks					Col2Ave: <3 Quant Peaks				
Aroclor-1260	1	---			0.000	1	---			0.000
Aroclor-1260	2	---			0.000	2	---			0.000
Aroclor-1260	3	---			0.000	3	---			0.000
Aroclor-1260	4	---			0.000	4	---			0.000
Aroclor-1260	5	---			0.000	5	---			0.000
	Col1Ave: <3 Quant Peaks					Col2Ave: <3 Quant Peaks				
Aroclor-1262	1	---			0.000	1	---			0.000
Aroclor-1262	2	---			0.000	2	---			0.000
Aroclor-1262	3	---			0.000	3	---			0.000
Aroclor-1262	4	---			0.000	4	---			0.000
	Col1Ave: <3 Quant Peaks					Col2Ave: <3 Quant Peaks				
Aroclor-1268	1	---			0.000	1	---			0.000
Aroclor-1268	2	---			0.000	2	---			0.000
Aroclor-1268	3	---			0.000	3	---			0.000
Aroclor-1268	4	---			0.000	4	---			0.000
	Col1Ave: <3 Quant Peaks					Col2Ave: <3 Quant Peaks				

Total PCB Area Col1 (3.642 - 10.391) = 71571634 Col1 Total PCB = 0.1 ppm*

Total PCB Area Col2 (4.829 - 10.391) = 158894 Col2 Total PCB = 0.0 ppm*

* Quantitated against AR1660 0.5ppm in ical

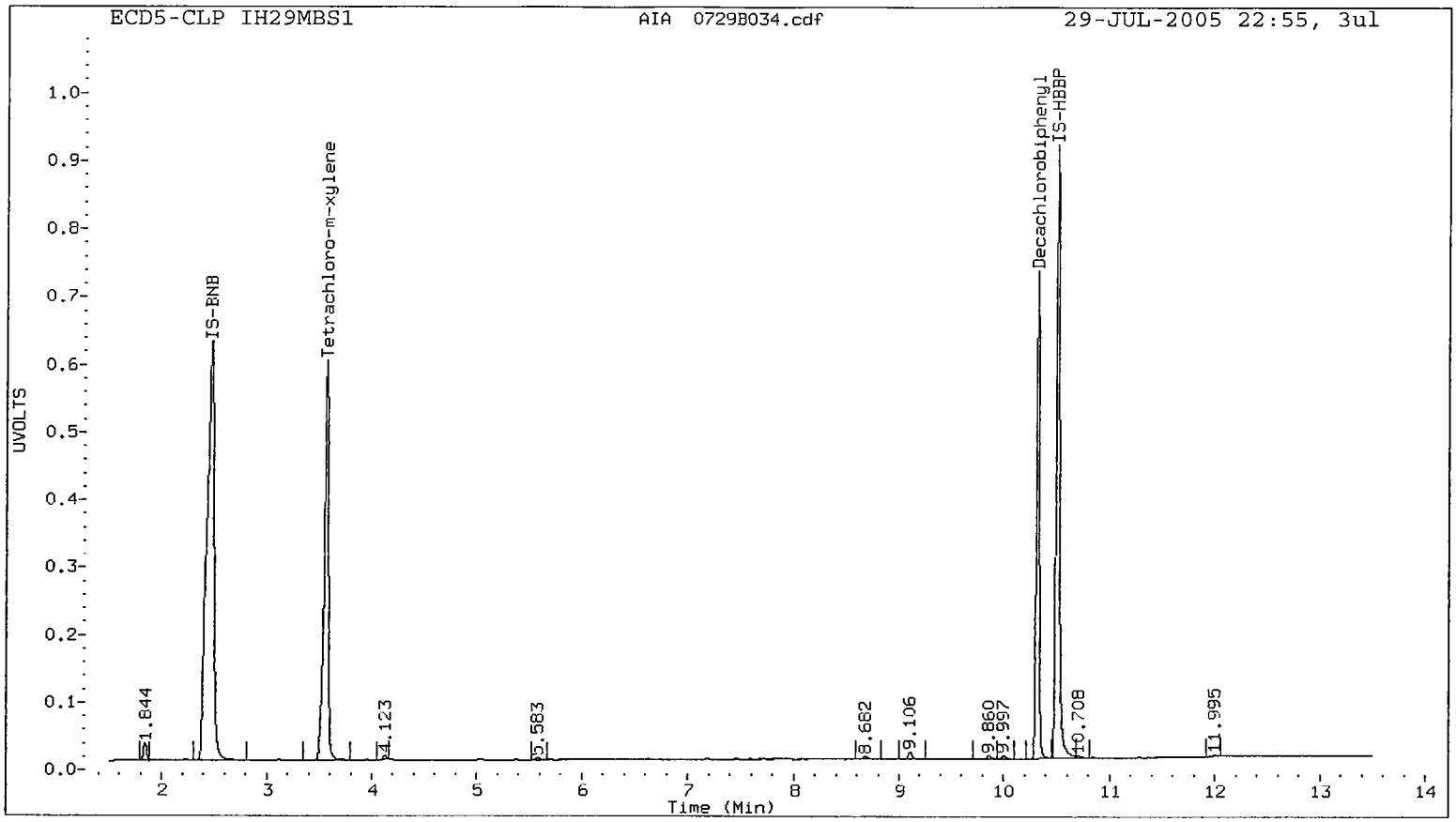
ECD5-CLP IH29MBS1
AIA 0729B034.cdf
29-JUL-2005 22:55, 3ul
UVOLTS
IS-BNB
Tetrachloro-m-xylene
Decachlorobiphenyl
IS-HBBP
1.844
4.123
5.583
8.682
9.106
9.860
9.997
10.708
11.995
Time (Min)

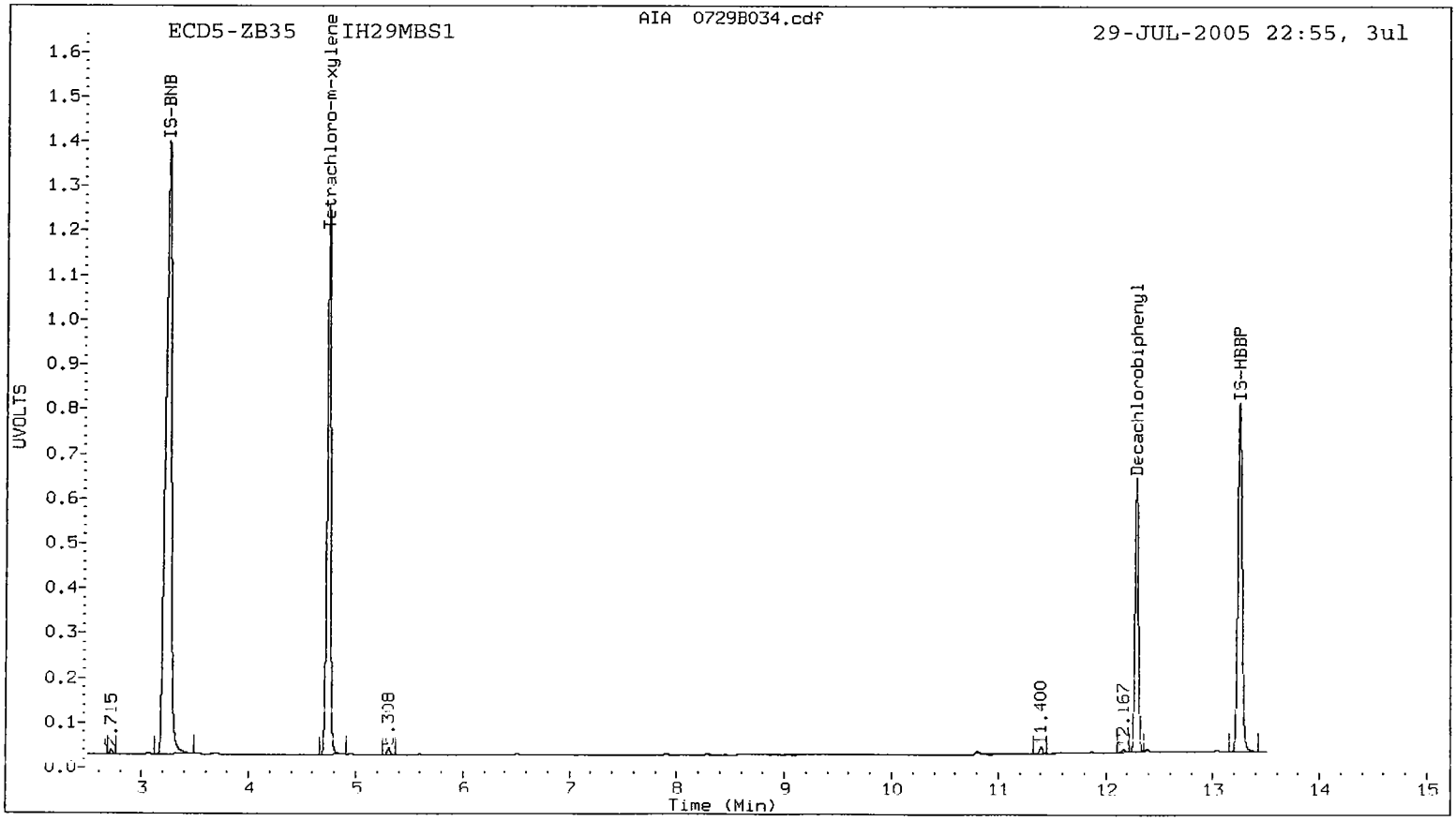
ECD5-ZB35 IH29MBS1
AIA 0729B034.cdf
29-JUL-2005 22:55, 3ul
UVOLTS
IS-BNB
Tetrachloro-m-xylene
Decachlorobiphenyl
IS-HBBP
2.715
4.308
11.400
12.167
Time (Min)

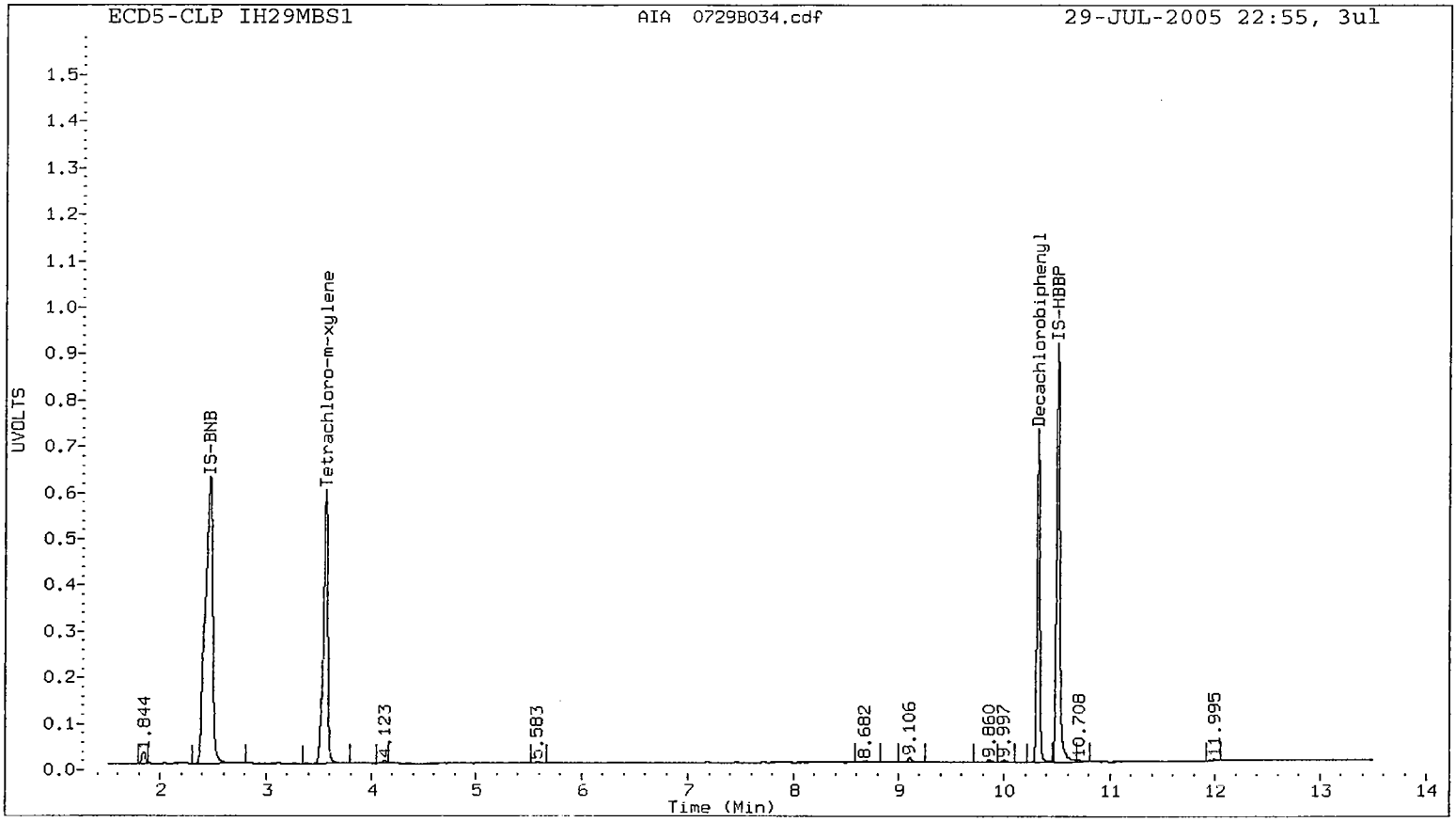
ECD5-CLP IH29MBS1
AIA 0729B034.cdf
29-JUL-2005 22:55, 3ul
UVOLTS
IS-BNB
Tetrachloro-m-xylene
Decachlorobiphenyl
IS-HBBP
1.844
4.123
5.583
8.682
9.106
9.860
9.997
10.708
11.995
Time (Min)

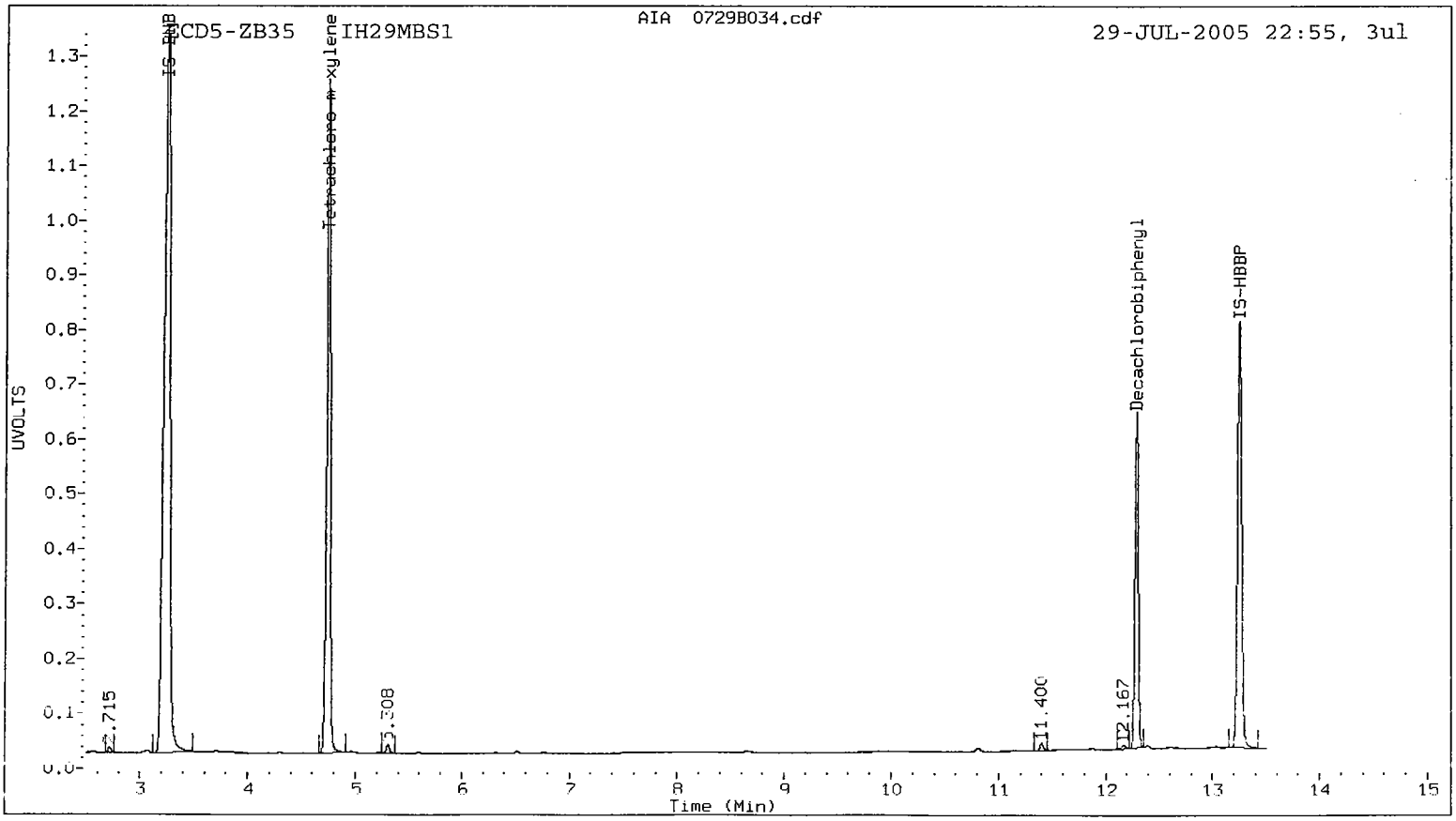
ECD5-ZB35 IH29MBS1
AIA 0729B034.cdf
29-JUL-2005 22:55, 3ul
UVOLTS
IS-BNB
Tetrachloro-m-xylene
Decachlorobiphenyl
IS-HBBP
2.715
5.308
11.400
12.167
Time (Min)

ANALYTICAL RESOURCES INCORPORATED

ORGANICS ANALYSIS DATA SHEET
PSDDA PCB by GC/ECD

Sample ID: AN-RI-SEDC-01C
MATRIX SPIKE

Lab Sample ID: IH29C
LIMS ID: 05-11905
Matrix: Sediment
Data Release Authorized:
Reported: 08/02/05

QC Report No: IH29-Anchor Environmental
Project: KC Former Scott Mill
00010501/T2
Date Sampled: 07/15/05
Date Received: 07/18/05

Date Extracted: 07/26/05
Date Analyzed: 07/30/05 00:37
Instrument/Analyst: ECD5/PK
GPC Cleanup: No
Sulfur Cleanup: Yes
Acid Cleanup: Yes
Florisil Cleanup: No

Sample Amount: 25.8 g-dry-wt
Final Extract Volume: 5.0 mL
Dilution Factor: 1.00
Silica Gel: No
pH: 8.1
Percent Moisture: 20.1%

CAS Number	Analyte	RL	Result
12674-11-2	Aroclor 1016	19	---
53469-21-9	Aroclor 1242	19	< 19 U
12672-29-6	Aroclor 1248	19	< 19 U
11097-69-1	Aroclor 1254	19	< 19 U
11096-82-5	Aroclor 1260	19	---
11104-28-2	Aroclor 1221	19	< 19 U
11141-16-5	Aroclor 1232	19	< 19 U

Reported in µg/kg (ppb)

PCB Surrogate Recovery	
Decachlorobiphenyl	97.0%
Tetrachlorometaxylene	91.8%

Analytical Resources Inc.
Dual Column PCB Quantitation Report

Data file 1: 20050720.b/0729-1.b/0729B040.d
Data file 2: 20050720.b/0729-2.b/0729B040.d
Method: /chem2/ecd5.i/20050720.b/PCB1.m
Compound Sublist: PCB
Instrument, Inj. Vol.: ecd5.i, 3ul
Quant Method: Internal Std

ARI ID: IH29CMS
Client ID: AN-RI-SEDC-01C MS
Injection Date: 30-JUL-2005 00:37
Report Date: 08/02/2005 09:57
Matrix: SOIL
Dilution Factor: 1.000

CLP Col RT	CLP Col Shift	CLP Col Response	ZB35 Col RT	ZB35 Col Shift	ZB35 Col Response	CLP on col	ZB35 on col	RPD	Compound/Flag
3.562	0.020	79540953	4.743	0.014	13156399	0.0367	0.0364	0.6	Tetrachloro-m-xylene
10.314	0.007	65563245	12.284	0.009	6410712	0.0388	0.0377	2.8	Decachlorobiphenyl

* Indicates RPD > 40%
M Indicates Column 1 peak was manually integrated
N Indicates Column 2 peak was manually integrated

SURROGATE PERCENT RECOVERY

SURROGATE	Col1	Col2
Tetrachloro-m-xylene	91.7	91.1
Decachlorobiphenyl	96.9	94.2

INTERNAL STANDARD SUMMARY

Column 1

Standard Cpnd	Standard Area*	Sample Area	%D
Bromo-Nitrobenzene	125791287	153272790	21.8
Hexabromobiphenyl	62776174	106685088	69.9

Column 2

Standard Cpnd	Standard Area*	Sample Area	%D
Bromo-Nitrobenzene	23643829	26501921	12.1
Hexabromobiphenyl	10484374	11251145	7.3

* Standard Areas taken from Initial Cal Level 4
Initial Calibration Date: 20-JUL-2005
<- Indicates standard response outside Limits (-50 to +100%)

Aroclor	Peak#	RT	CLP Col Shift	Area	Amount	Peak#	ZB35 Col RT	Shift	Area	Amount
Aroclor-1016	1	4.582	0.020	26191273	0.386	1	6.158	0.012	5029153	0.421
Aroclor-1016	2	5.201	0.017	59482271	0.405	2	6.718	0.013	9994452	0.398
Aroclor-1016	3	5.370	0.015	26512149	0.419	3	6.904	0.010	4050365	0.428
Aroclor-1016	4	5.884	0.013	24041609	0.413	4	7.519	0.008	2834511	0.428
Total Col1Ave (4 peaks): 0.406						Total Col2Ave (4 peaks): 0.419			RPD = 3	
Corrected Ave (4 peaks): 0.406						Corrected Ave (4 peaks): 0.419			RPD = 3	
Aroclor-1221	1	---			0.000	1	5.274	0.014	398414	0.105
Aroclor-1221	2	---			0.000	2	5.473	0.011	444071	0.196
Aroclor-1221	3	---			0.000	3	5.568	0.011	2070256	0.276
Col1Ave: <3 Quant Peaks						Col2Ave: 0.192				
Aroclor-1232	1	4.095	0.019	17318163	0.433	1	5.568	0.012	2070256	0.340
Aroclor-1232	2	4.582	0.014	26191273	0.942	2	6.158	0.009	5029153	0.889
Aroclor-1232	3	5.201	0.014	59482271	0.993	3	6.718	0.011	9994452	0.954
Aroclor-1232	4	5.370	0.013	26512149	0.998	4	7.064	0.009	2473129	1.016
Total Col1Ave (4 peaks): 0.841						Total Col2Ave (4 peaks): 0.800			RPD = 5	
Corrected Ave (4 peaks): 0.841						Corrected Ave (4 peaks): 0.800			RPD = 5	
Aroclor-1242	1	4.095	0.016	17318163	0.568	1	5.568	0.011	2070256	0.477
Aroclor-1242	2	5.201	0.012	59482271	0.555	2	6.718	0.012	9994452	0.520
Aroclor-1242	3	5.370	0.011	26512149	0.522	3	6.904	0.009	4050365	0.541
Aroclor-1242	4	5.884	0.010	24041609	0.498	4	7.064	0.010	2473129	0.530
Aroclor-1242	NS	---			----	5	7.519	0.007	2834511	0.490
Total Col1Ave (4 peaks): 0.536						Total Col2Ave (5 peaks): 0.512			RPD = 5	
Corrected Ave (4 peaks): 0.536						Corrected Ave (5 peaks): 0.512			RPD = 5	
Aroclor-1248	1	5.201	0.016	59482271	0.706	1	6.718	0.014	9994452	0.701
Aroclor-1248	2	5.884	0.010	24041609	0.312	2	7.140	0.008	2695524	0.347
Aroclor-1248	3	5.988	0.008	9204544	0.205	3	7.519	0.006	2834511	0.317
Aroclor-1248	4	6.407	0.011	5675764	0.078	4	7.898	-0.014	1061792	0.084
Total Col1Ave (4 peaks): 0.326						Total Col2Ave (4 peaks): 0.362			RPD = 11	
Corrected Ave (3 peaks): 0.199						Corrected Ave (3 peaks): 0.249			RPD = 23	
Aroclor-1254	1	6.664	0.008	14782879	0.134	1	8.192	0.006	2232240	0.202
Aroclor-1254	2	6.979	-0.005	8928750	0.164	2	8.667	0.006	478561	0.056
Aroclor-1254	3	7.136	0.007	7317506	0.066	3	8.827	0.033	4463413	0.269
Aroclor-1254	4	7.465	0.009	6424786	0.072	4	9.502	0.018	2010424	0.209
Total Col1Ave (4 peaks): 0.109						Total Col2Ave (4 peaks): 0.184			RPD = 51*	
Corrected Ave (4 peaks): 0.109						Corrected Ave (4 peaks): 0.184			RPD = 51*	
Aroclor-1260	1	8.123	0.008	31238858	0.352	1	9.756	0.008	3653169	0.481
Aroclor-1260	2	8.406	0.008	32089423	0.340	2	10.155	0.007	4269165	0.473
Aroclor-1260	3	8.762	0.009	77220983	0.383	3	10.369	0.008	8814458	0.481
Aroclor-1260	4	9.086	0.006	51135233	0.331	4	10.819	0.007	2286049	0.479
Aroclor-1260	5	9.170	0.008	18934420	0.373	5	10.875	0.008	5416718	0.470
Total Col1Ave (5 peaks): 0.356						Total Col2Ave (5 peaks): 0.477			RPD = 29	
Corrected Ave (5 peaks): 0.356						Corrected Ave (5 peaks): 0.477			RPD = 29	
Aroclor-1262	1	8.123	0.007	31238858	0.201	1	10.155	0.008	4269165	0.313
Aroclor-1262	2	8.762	0.008	77220983	0.265	2	10.369	0.008	8814458	0.323
Aroclor-1262	3	9.170	0.008	18934420	0.159	3	10.875	0.007	5416718	0.319
Aroclor-1262	4	9.787	0.008	15711797	0.195	4	11.476	0.008	1802269	0.218
Total Col1Ave (4 peaks): 0.205						Total Col2Ave (4 peaks): 0.293			RPD = 35	
Corrected Ave (4 peaks): 0.205						Corrected Ave (4 peaks): 0.293			RPD = 35	
Aroclor-1268	1	9.170	0.013	18934420	0.066	1	10.819	0.010	2286049	0.085
Aroclor-1268	2	9.380	0.008	1219658	0.005	2	10.875	0.007	5416718	0.221
Aroclor-1268	3	9.787	0.009	15711797	0.186	3	11.215	0.007	122140	0.006
Aroclor-1268	4	10.105	0.007	4885095	0.008	4	11.894	0.008	522555	0.009
Total Col1Ave (4 peaks): 0.067						Total Col2Ave (4 peaks): 0.080			RPD = 19	
Corrected Ave (3 peaks): 0.027						Corrected Ave (3 peaks): 0.033			RPD = 22	

Total PCB Area Col1 (3.642 - 10.391) = 950540118 Col1 Total PCB = 1.2 ppm*

Total PCB Area Col2 (4.829 - 10.391) = 111836560 Col2 Total PCB = 1.0 ppm*

* Quantitated against AR1660 0.5ppm in Ical

PCB-Form 10 Mod.

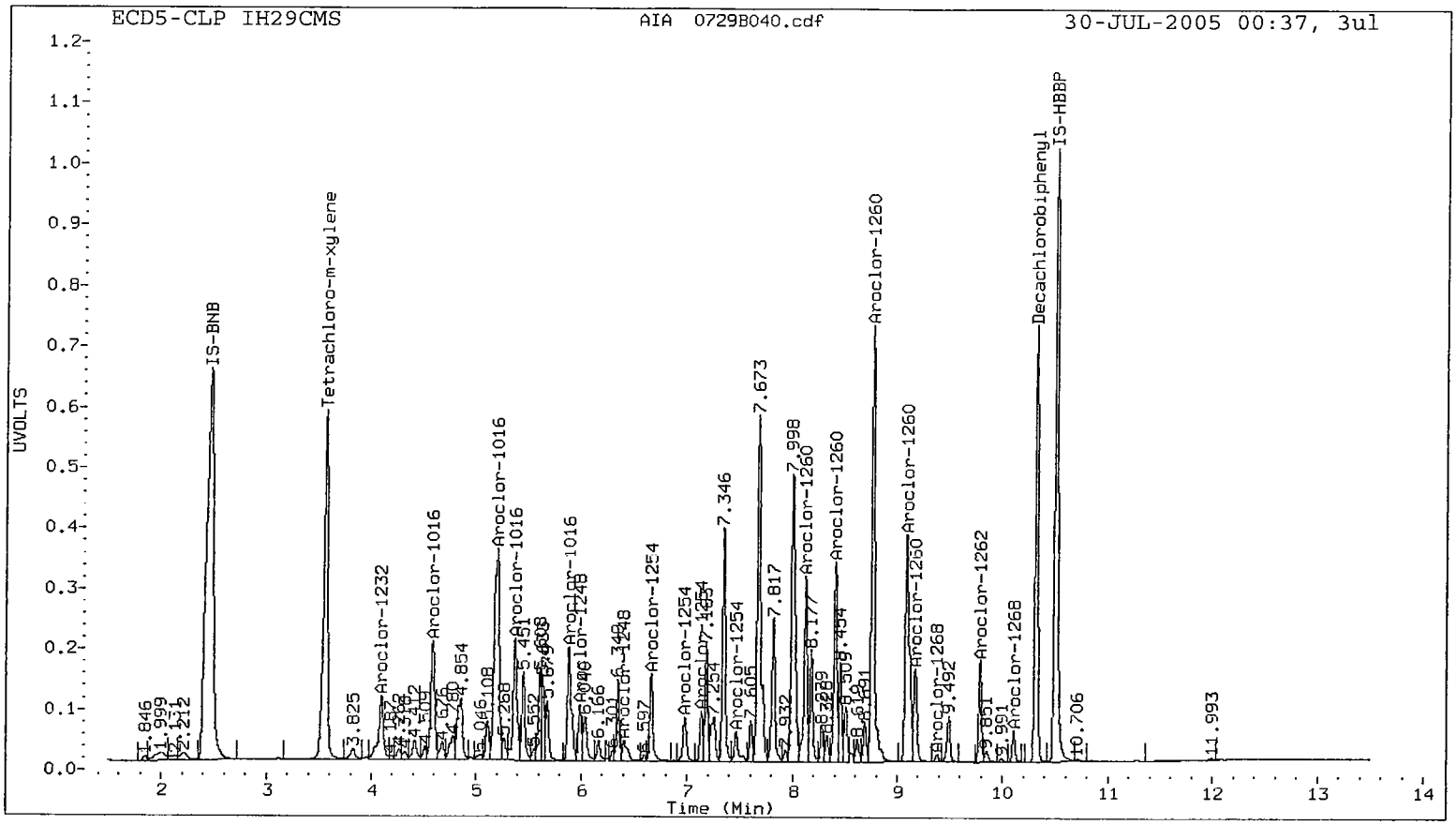
ECD5-CLP IH29CMS
AIA 0729B040.cdf
30-JUL-2005 00:37, 3ul
UVOLTS
Time (Min)
IS-BNB
Tetrachloro-m-xylene
Aroclor-1232
Aroclor-1016
Aroclor-1254
Aroclor-1260
Aroclor-1268
Aroclor-1262
Decachlorobiphenyl
IS-HBBP

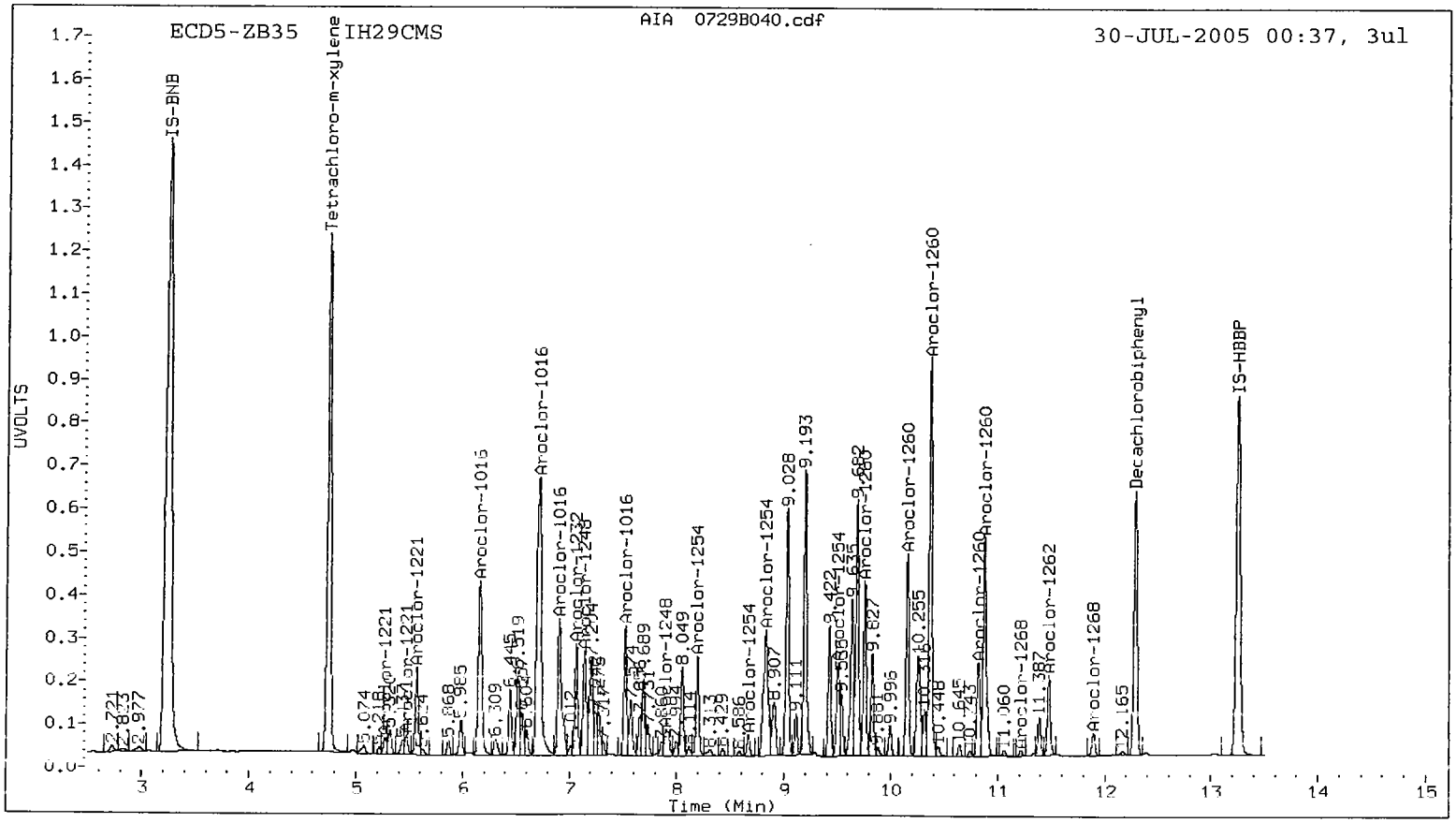
ECD5-ZB35 IH29CMS
AIA 0729B040.cdf
30-JUL-2005 00:37, 3ul
UVOLTS
Time (Min)
IS-BNB
Tetrachloro-m-xylene
Aroclor-1016
Aroclor-1254
Aroclor-1260
Decachlorobiphenyl
IS-HBBP

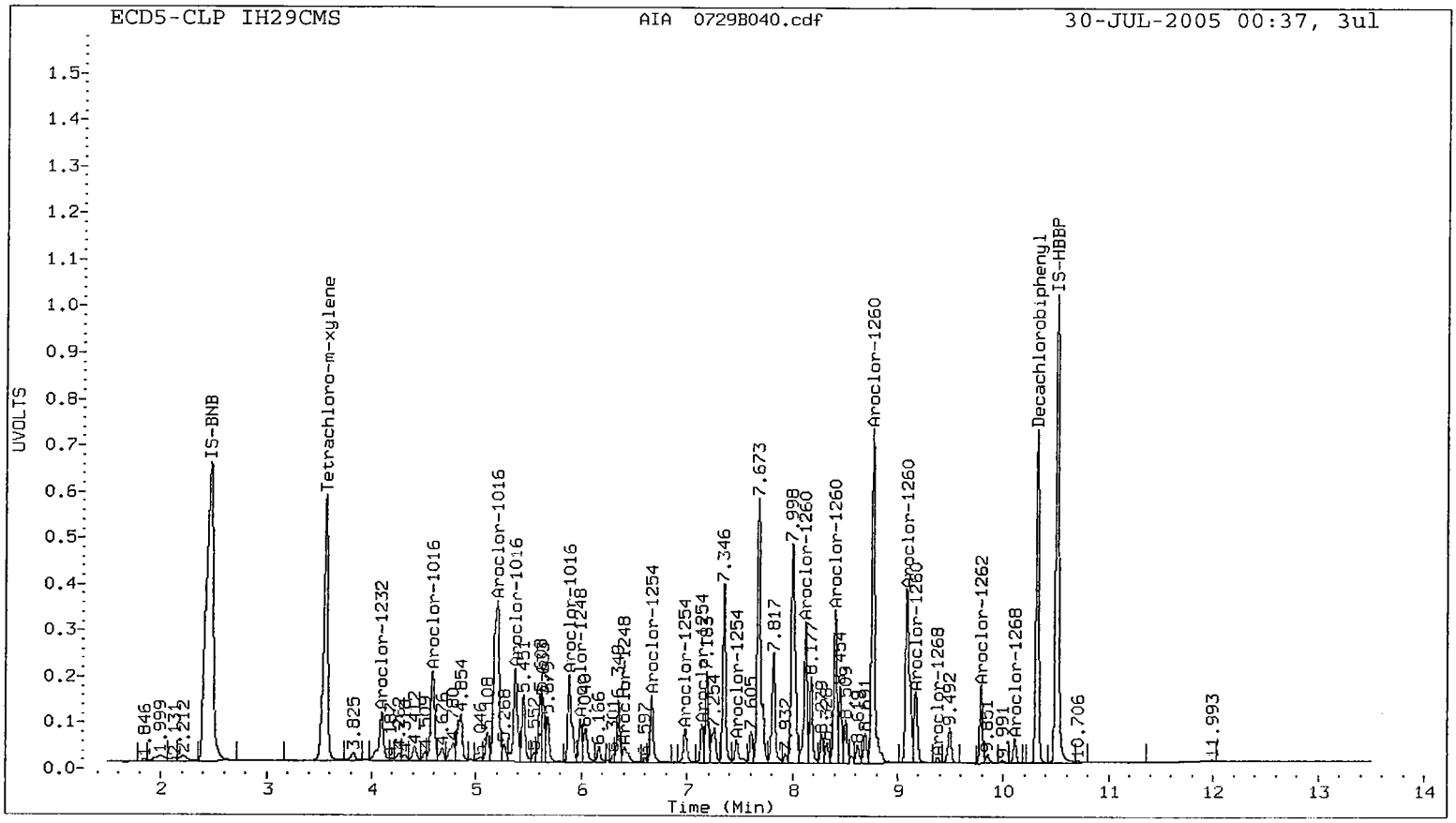
ECD5-CLP IH29CMS
AIA 0729B040.cdf
30-JUL-2005 00:37, 3ul
UVOLTS
Time (Min)
IS-BNB
Tetrachloro-m-xylene
Aroclor-1232
Aroclor-1016
Aroclor-1254
Aroclor-1260
Aroclor-1268
Decachlorobiphenyl
IS-HBBP

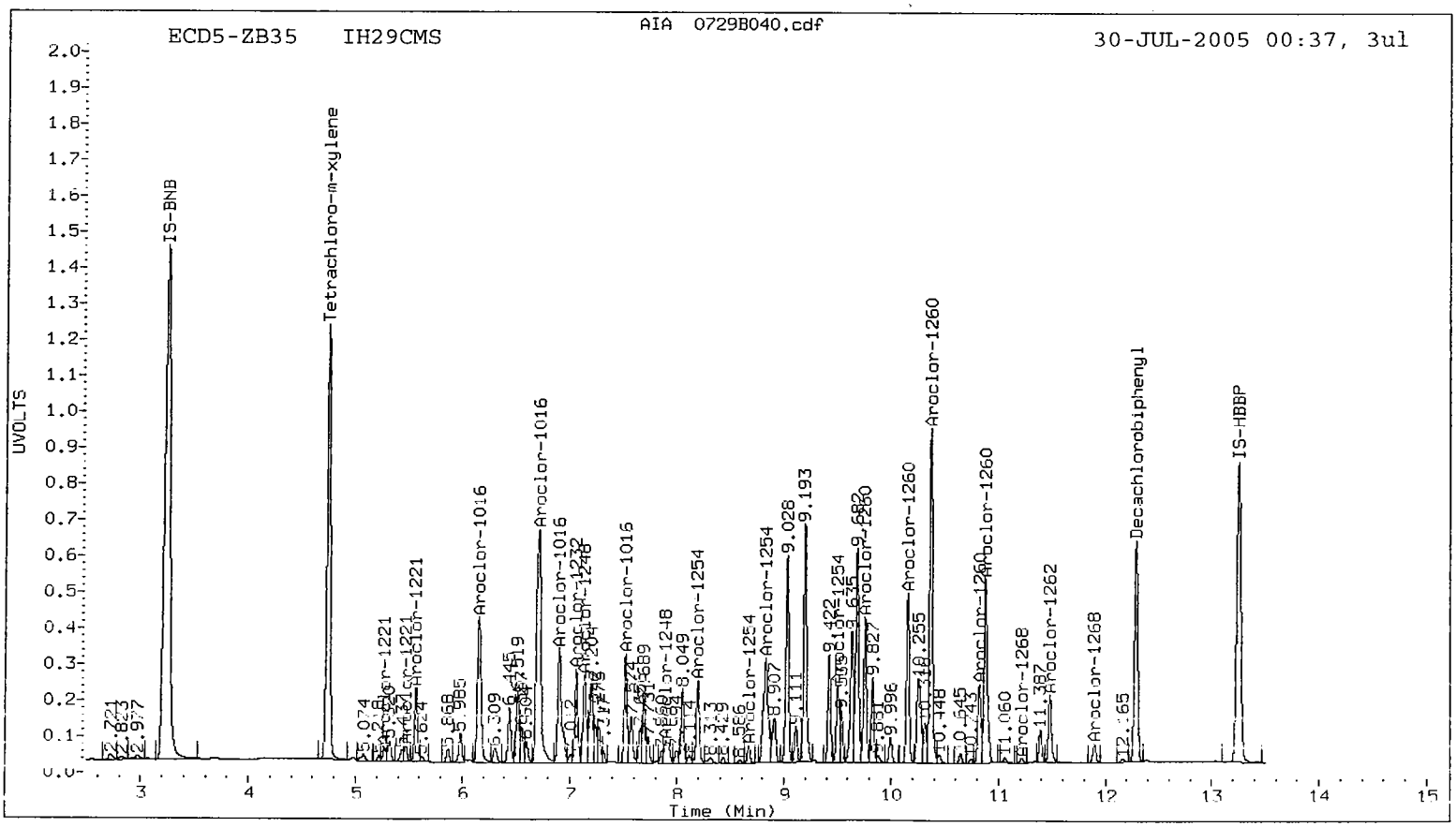
ECD5-ZB35 IH29CMS
AIA 0729B040.cdf
30-JUL-2005 00:37, 3ul
UVOLTS
Time (Min)
IS-BNB
Tetrachloro-m-xylene
Aroclor-1016
Aroclor-1254
Aroclor-1260
Aroclor-1268
Decachlorobiphenyl
IS-HBBP

ANALYTICAL RESOURCES INCORPORATED

ORGANICS ANALYSIS DATA SHEET
PSDDA PCB by GC/ECD

Sample ID: AN-RI-SEDC-01C
MATRIX SPIKE DUP

Lab Sample ID: IH29C
LIMS ID: 05-11905
Matrix: Sediment
Data Release Authorized:
Reported: 08/02/05

QC Report No: IH29-Anchor Environmental
Project: KC Former Scott Mill
00010501/T2
Date Sampled: 07/15/05
Date Received: 07/18/05

Date Extracted: 07/26/05
Date Analyzed: 07/30/05 00:54
Instrument/Analyst: ECD5/PK
GPC Cleanup: No
Sulfur Cleanup: Yes
Acid Cleanup: Yes
Florisil Cleanup: No

Sample Amount: 25.8 g-dry-wt
Final Extract Volume: 5.0 mL
Dilution Factor: 1.00
Silica Gel: No
pH: 8.1
Percent Moisture: 20.1%

CAS Number	Analyte	RL	Result
12674-11-2	Aroclor 1016	19	---
53469-21-9	Aroclor 1242	19	< 19 U
12672-29-6	Aroclor 1248	19	< 19 U
11097-69-1	Aroclor 1254	19	< 19 U
11096-82-5	Aroclor 1260	19	---
11104-28-2	Aroclor 1221	19	< 19 U
11141-16-5	Aroclor 1232	19	< 19 U

Reported in µg/kg (ppb)

PCB Surrogate Recovery

Decachlorobiphenyl	101%
Tetrachlorometaxylene	92.2%

Analytical Resources Inc.
Dual Column PCB Quantitation Report

Data file 1: 20050720.b/0729-1.b/0729B041.d
Data file 2: 20050720.b/0729-2.b/0729B041.d
Method: /chem2/ecd5.i/20050720.b/PCB1.m
Compound Sublist: PCB
Instrument, Inj. Vol.: ecd5.i, 3ul
Quant Method: Internal Std

ARI ID: IH29CMSD
Client ID: AN-RI-SEDC-01C MSD
Injection Date: 30-JUL-2005 00:54
Report Date: 08/02/2005 09:57
Matrix: SOIL
Dilution Factor: 1.000

CLP Col RT	CLP Col Shift	CLP Col Response	ZB35 Col RT	ZB35 Col Shift	ZB35 Col Response	CLP on col	ZB35 on col	RPD	Compound/Flag
3.563	0.021	78462059	4.744	0.015	13350963	0.0344	0.0369	6.9	Tetrachloro-m-xylene
10.316	0.009	68551407	12.286	0.011	6686585	0.0403	0.0391	3.1	Decachlorobiphenyl

* Indicates RPD > 40%
M Indicates Column 1 peak was manually integrated
N Indicates Column 2 peak was manually integrated

SURROGATE PERCENT RECOVERY

SURROGATE	Col1	Col2
Tetrachloro-m-xylene	86.0	92.2
Decachlorobiphenyl	100.8	97.7

INTERNAL STANDARD SUMMARY

Column 1

Standard Cpnd	Standard Area*	Sample Area	%D
Bromo-Nitrobenzene	125791287	161204928	28.2
Hexabromobiphenyl	62776174	107312173	70.9

Column 2

Standard Cpnd	Standard Area*	Sample Area	%D
Bromo-Nitrobenzene	23643829	26586466	12.4
Hexabromobiphenyl	10484374	11317357	7.9

* Standard Areas taken from Initial Cal Level 4
Initial Calibration Date: 20-JUL-2005
<- Indicates standard response outside Limits (-50 to +100%)

Aroclor	Peak#	RT	CLP Col Shift	Area	Amount	Peak#	ZB35 Col RT	Shift	Area	Amount
Aroclor-1016	1	4.583	0.021	28282527	0.397	1	6.159	0.013	5161093	0.431
Aroclor-1016	2	5.201	0.017	61771688	0.400	2	6.718	0.013	10353520	0.411
Aroclor-1016	3	5.371	0.016	27691065	0.416	3	6.905	0.012	4128189	0.435
Aroclor-1016	4	5.885	0.014	24787850	0.405	4	7.521	0.009	2946690	0.444
Total Col1Ave (4 peaks): 0.404						Total Col2Ave (4 peaks): 0.430			RPD = 6	
Corrected Ave (4 peaks): 0.404						Corrected Ave (4 peaks): 0.430			RPD = 6	
Aroclor-1221	1	---			0.000	1	5.274	0.014	396919	0.105
Aroclor-1221	2	---			0.000	2	5.473	0.011	425795	0.188
Aroclor-1221	3	---			0.000	3	5.569	0.012	2093505	0.278
Col1Ave: <3 Quant Peaks						Col2Ave: 0.190				
Aroclor-1232	1	4.097	0.021	22093421	0.525	1	5.569	0.012	2093505	0.343
Aroclor-1232	2	4.583	0.015	28282527	0.967	2	6.159	0.010	5161093	0.910
Aroclor-1232	3	5.201	0.014	61771688	0.981	3	6.718	0.012	10353520	0.985
Aroclor-1232	4	5.371	0.013	27691065	0.991	4	7.064	0.010	2524043	1.034
Total Col1Ave (4 peaks): 0.866						Total Col2Ave (4 peaks): 0.818			RPD = 6	
Corrected Ave (4 peaks): 0.866						Corrected Ave (4 peaks): 0.818			RPD = 6	
Aroclor-1242	1	4.097	0.018	22093421	0.688	1	5.569	0.012	2093505	0.481
Aroclor-1242	2	5.201	0.012	61771688	0.548	2	6.718	0.012	10353520	0.537
Aroclor-1242	3	5.371	0.012	27691065	0.518	3	6.905	0.011	4128189	0.549
Aroclor-1242	4	5.885	0.011	24787850	0.488	4	7.064	0.010	2524043	0.539
Aroclor-1242 NS		---			----	5	7.521	0.009	2946690	0.508
Total Col1Ave (4 peaks): 0.561						Total Col2Ave (5 peaks): 0.523			RPD = 7	
Corrected Ave (4 peaks): 0.561						Corrected Ave (5 peaks): 0.523			RPD = 7	
Aroclor-1248	1	5.201	0.016	61771688	0.698	1	6.718	0.014	10353520	0.724
Aroclor-1248	2	5.885	0.011	24787850	0.306	2	7.141	0.009	2553974	0.328
Aroclor-1248	3	5.990	0.010	10225575	0.217	3	7.521	0.008	2946690	0.328
Aroclor-1248	4	6.407	0.011	5726701	0.075	4	7.898	-0.014	1081181	0.086
Total Col1Ave (4 peaks): 0.324						Total Col2Ave (4 peaks): 0.366			RPD = 12	
Corrected Ave (3 peaks): 0.199						Corrected Ave (3 peaks): 0.247			RPD = 21	
Aroclor-1254	1	6.664	0.008	15858674	0.137	1	8.193	0.007	2290376	0.206
Aroclor-1254	2	6.980	-0.004	9153525	0.160	2	8.668	0.007	491821	0.058
Aroclor-1254	3	7.137	0.008	7620170	0.065	3	8.828	0.034	4632275	0.278
Aroclor-1254	4	7.465	0.009	5354954	0.057	4	9.504	0.020	2077667	0.215
Total Col1Ave (4 peaks): 0.105						Total Col2Ave (4 peaks): 0.189			RPD = 57*	
Corrected Ave (4 peaks): 0.105						Corrected Ave (4 peaks): 0.189			RPD = 57*	
Aroclor-1260	1	8.124	0.009	32068693	0.359	1	9.756	0.008	3809978	0.498
Aroclor-1260	2	8.407	0.009	33648515	0.355	2	10.156	0.008	4448189	0.490
Aroclor-1260	3	8.762	0.009	81020836	0.400	3	10.370	0.009	9186934	0.499
Aroclor-1260	4	9.087	0.007	53666615	0.345	4	10.820	0.008	2334705	0.486
Aroclor-1260	5	9.171	0.009	19780086	0.388	5	10.876	0.009	5609671	0.484
Total Col1Ave (5 peaks): 0.369						Total Col2Ave (5 peaks): 0.491			RPD = 28	
Corrected Ave (5 peaks): 0.369						Corrected Ave (5 peaks): 0.491			RPD = 28	
Aroclor-1262	1	8.124	0.008	32068693	0.206	1	10.156	0.009	4448189	0.324
Aroclor-1262	2	8.762	0.008	81020836	0.276	2	10.370	0.009	9186934	0.335
Aroclor-1262	3	9.171	0.009	19780086	0.165	3	10.876	0.007	5609671	0.329
Aroclor-1262	4	9.788	0.009	16678606	0.206	4	11.477	0.008	1874710	0.225
Total Col1Ave (4 peaks): 0.213						Total Col2Ave (4 peaks): 0.303			RPD = 35	
Corrected Ave (4 peaks): 0.213						Corrected Ave (4 peaks): 0.303			RPD = 35	
Aroclor-1268	1	9.171	0.014	19780086	0.069	1	10.820	0.012	2334705	0.087
Aroclor-1268	2	9.381	0.009	1277188	0.006	2	10.876	0.008	5609671	0.228
Aroclor-1268	3	9.788	0.010	16678606	0.197	3	11.217	0.008	126667	0.006
Aroclor-1268	4	10.107	0.009	5088405	0.008	4	11.895	0.009	542054	0.009
Total Col1Ave (4 peaks): 0.070						Total Col2Ave (4 peaks): 0.082			RPD = 16	
Corrected Ave (3 peaks): 0.028						Corrected Ave (3 peaks): 0.034			RPD = 20	

Total PCB Area Col1 (3.642 - 10.391) = 1019498405 Col1 Total PCB = 1.2 ppm*

Total PCB Area Col2 (4.829 - 10.391) = 117477051 Col2 Total PCB = 1.1 ppm*

* Quantitated against AR1660 0.5ppm in Ical

PCB-Form 10 Mod.

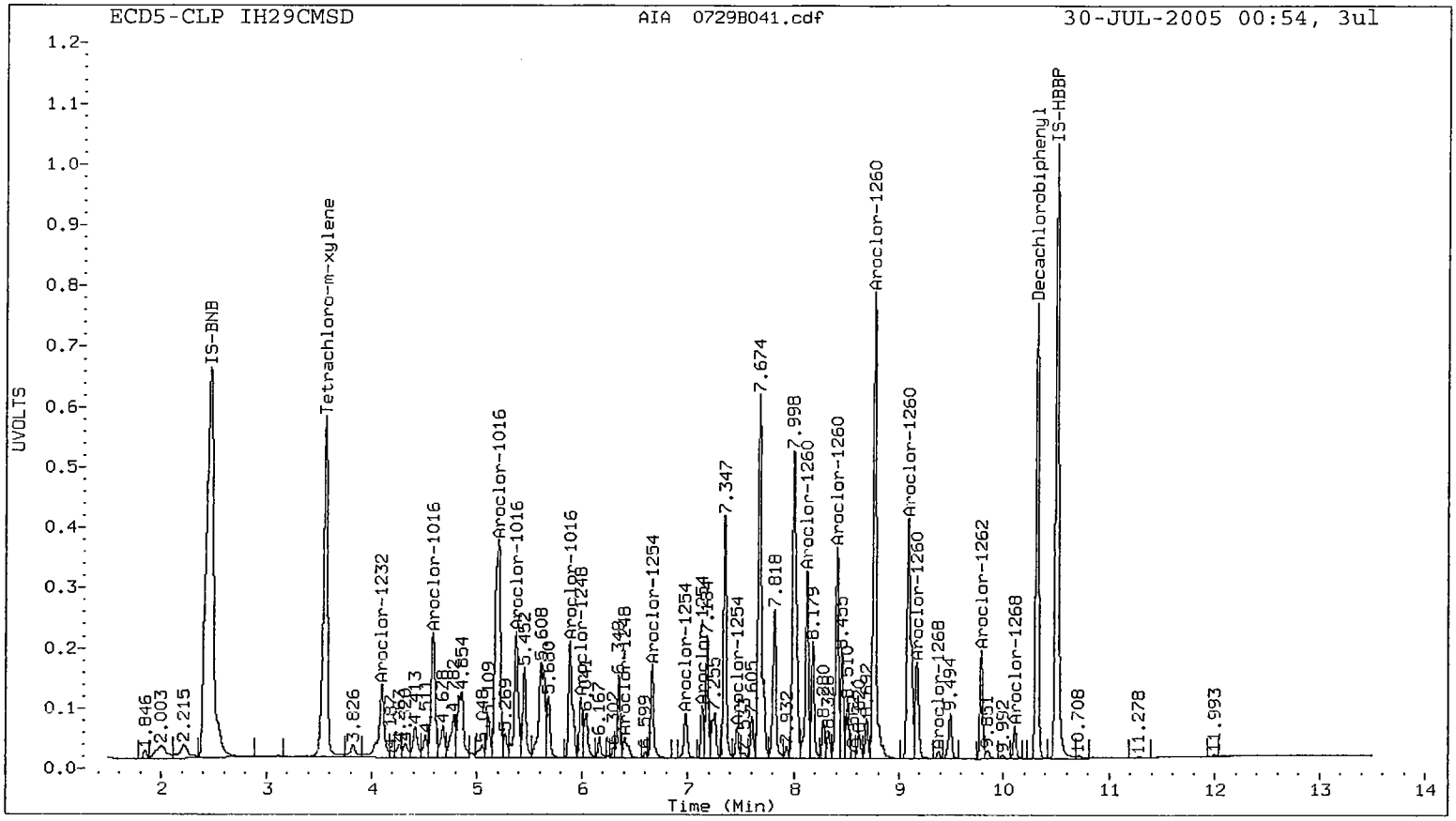
ECD5-CLP IH29CMSD
AIA 0729B041.cdf
30-JUL-2005 00:54, 3ul
UVOLTS
Time (Min)
IS-BNB
Tetrachloro-m-xylene
Aroclor-1232
Aroclor-1016
Aroclor-1254
Aroclor-1260
Aroclor-1262
Aroclor-1268
Decachlorobiphenyl
IS-HBBP

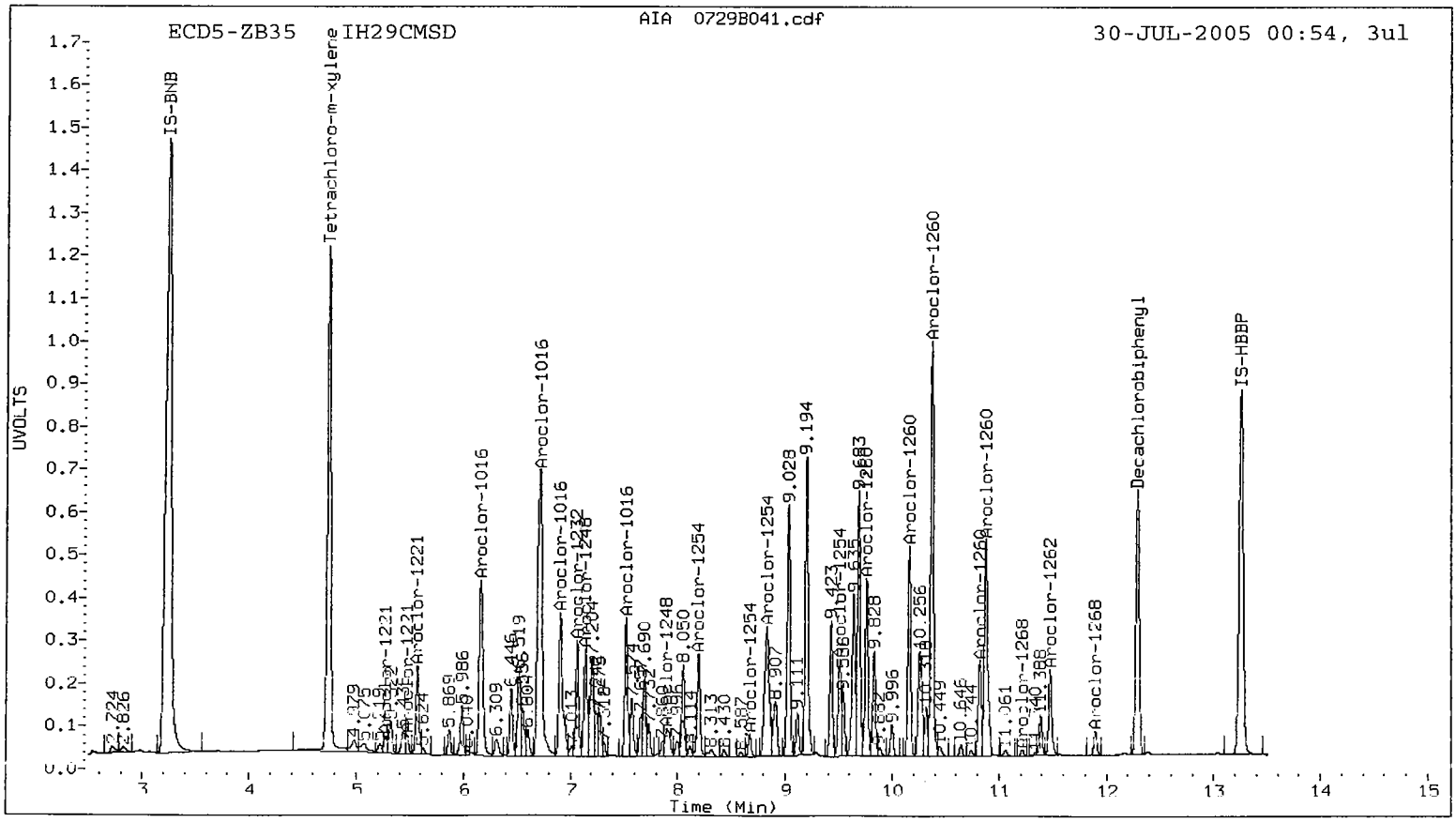
ECD5-ZB35 IH29CMSD
AIA 0729B041.cdf
30-JUL-2005 00:54, 3ul
UVOLTS
Time (Min)
IS-BNB
Tetrachloro-m-xylene
Aroclor-1016
Aroclor-1254
Aroclor-1260
Aroclor-1262
Aroclor-1268
Decachlorobiphenyl
IS-HBBP

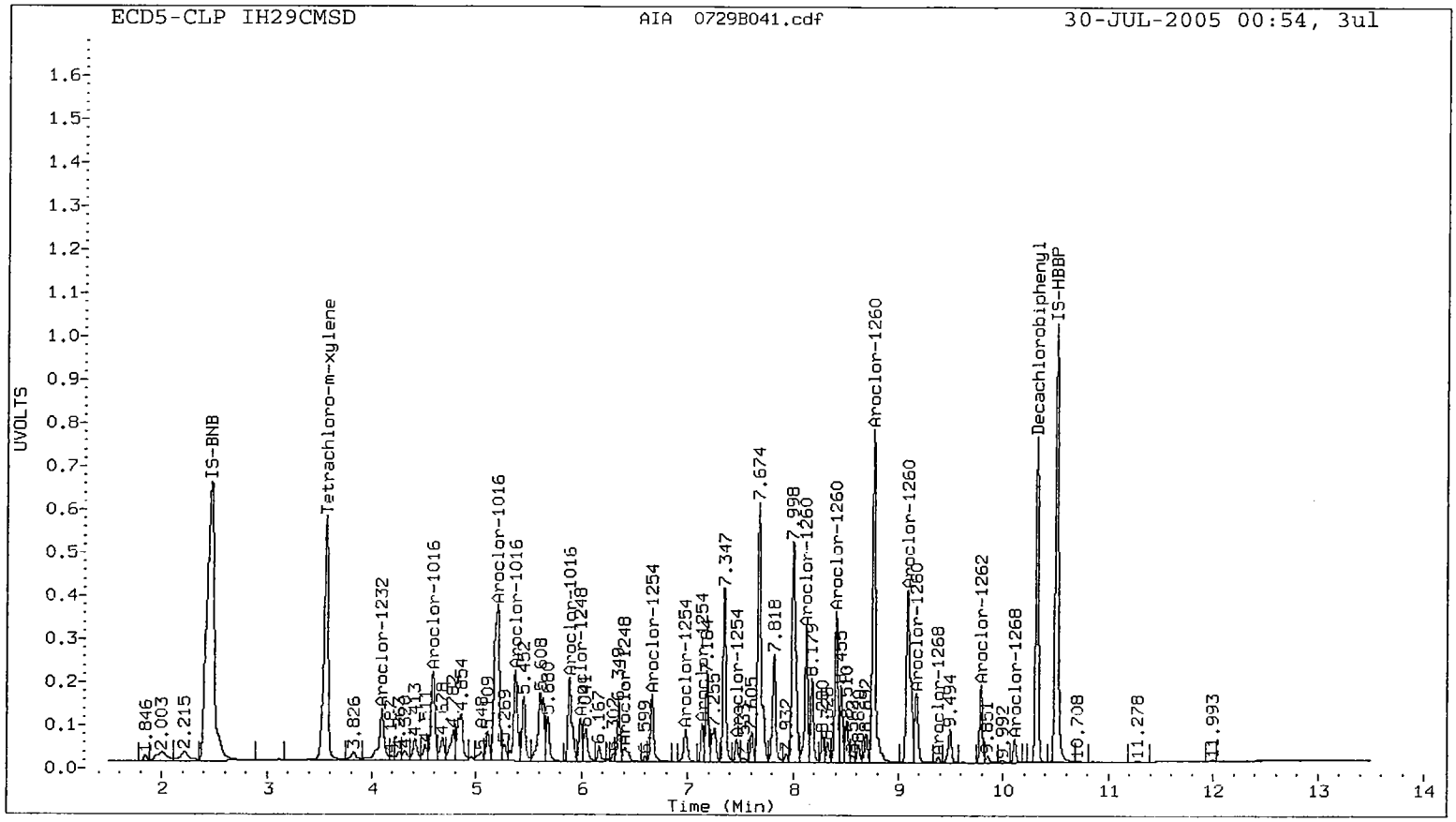
ECD5-CLP IH29CMSD
AIA 0729B041.cdf
30-JUL-2005 00:54, 3ul
UVOLTS
IS-BNB
Tetrachloro-m-xylene
Aroclor-1232
Aroclor-1016
Aroclor-1254
Aroclor-1260
Aroclor-1262
Aroclor-1268
Decachlorobiphenyl
IS-HBBP
Time (Min)

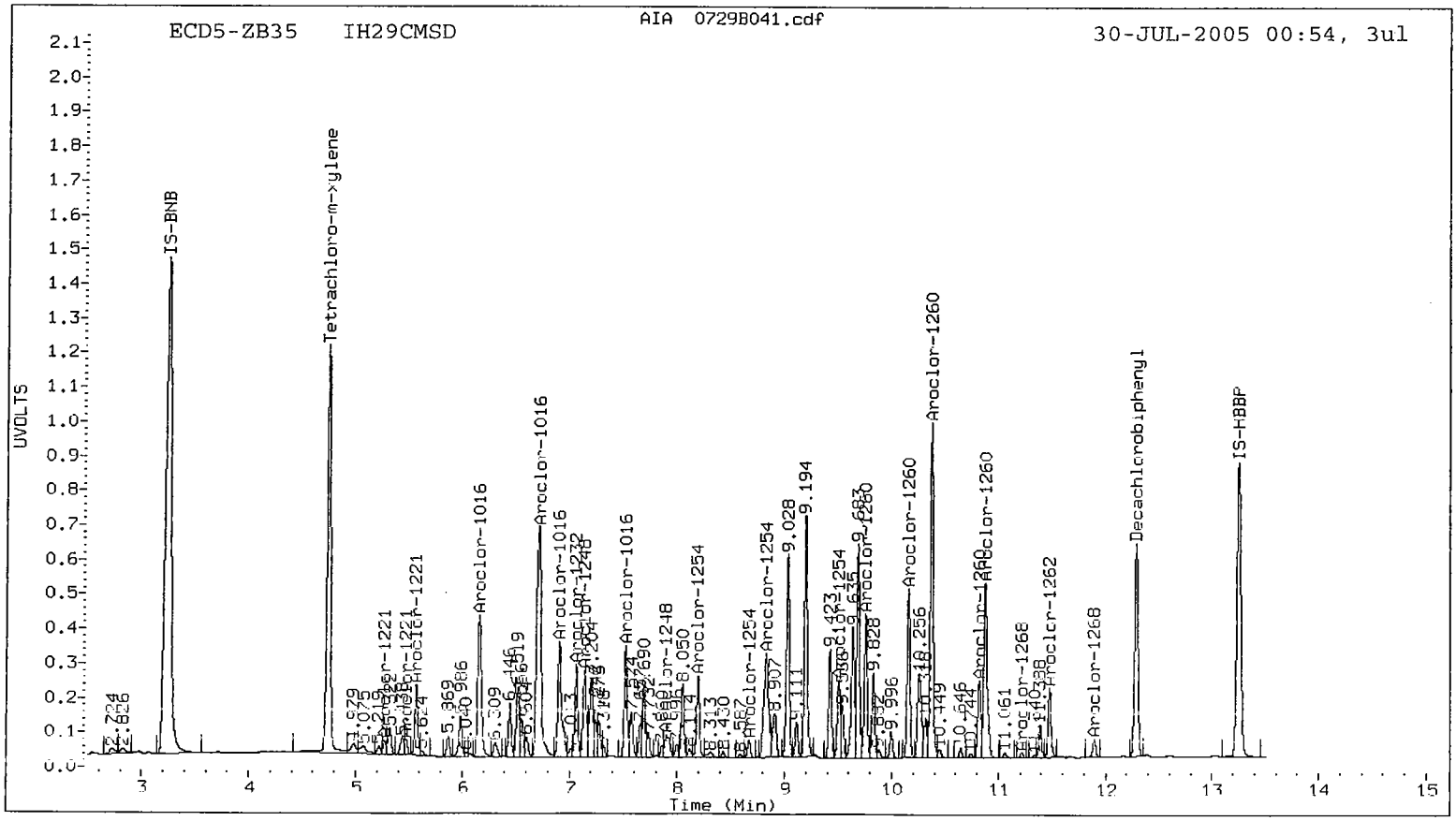
ECD5-ZB35 IH29CMSD
AIA 0729B041.cdf
30-JUL-2005 00:54, 3ul
UVOLTS
IS-BNB
Tetrachloro-m-xylene
Aroclor-1016
Aroclor-1254
Aroclor-1260
Aroclor-1262
Aroclor-1268
Decachlorobiphenyl
IS-HBBP
Time (Min)

ANALYTICAL RESOURCES INCORPORATED

ORGANICS ANALYSIS DATA SHEET
PSDDA PCB by GC/ECD **Sample ID: SRM SQ-1**
Page 1 of 1 **STANDARD REFERENCE**

Lab Sample ID: SRM SQ-1
LIMS ID: 05-11905
Matrix: Sediment
Data Release Authorized:
Reported: 08/02/05

QC Report No: IH29-Anchor Environmental
Project: KC Former Scott Mill
00010501/T2
Date Sampled: NA
Date Received: NA

Date Extracted: 07/26/05
Date Analyzed: 07/29/05 23:29
Instrument/Analyst: ECD5/PK
GPC Cleanup: No
Sulfur Cleanup: Yes
Acid Cleanup: Yes
Florisil Cleanup: No

Sample Amount: 15.0 g-dry-wt
Final Extract Volume: 5.0 mL
Dilution Factor: 1.00
Silica Gel: No
pH: NA
Percent Moisture: 40.2%

CAS Number	Analyte	RL	Result
12674-11-2	Aroclor 1016	33	< 33 U
53469-21-9	Aroclor 1242	33	< 33 U
12672-29-6	Aroclor 1248	33	< 33 U
11097-69-1	**Aroclor 1254**	**33**	**200**
11096-82-5	Aroclor 1260	33	< 33 U
11104-28-2	Aroclor 1221	33	< 33 U
11141-16-5	Aroclor 1232	33	< 33 U

Reported in µg/kg (ppb)

PCB Surrogate Recovery

Decachlorobiphenyl	104%
Tetrachlorometaxylene	111%

Analytical Resources Inc.
Dual Column PCB Quantitation Report

Data file 1: 20050720.b/0729-1.b/0729B036.d
Data file 2: 20050720.b/0729-2.b/0729B036.d
Method: /chem2/ecd5.i/20050720.b/PCB1.m
Compound Sublist: PCB
Instrument, Inj. Vol.: ecd5.i, 3ul
Quant Method: Internal Std

ARI ID: IH29SRM
Client ID: SQ-1
Injection Date: 29-JUL-2005 23:29
Report Date: 08/02/2005 09:56
Matrix: SOIL
Dilution Factor: 1.000

CLP Col RT	CLP Col Shift	CLP Col Response	ZB35 Col RT	ZB35 Col Shift	ZB35 Col Response	CLP on col	ZB35 on col	RPD	Compound/Flag
3.566	0.024	72485401	4.745	0.016	11305366	0.0444	0.0388	13.3	Tetrachloro-m-xylene
10.314	0.007	63693629	12.284	0.008	7078134	0.0417	0.0415	0.6	Decachlorobiphenyl

* Indicates RPD > 40%
M Indicates Column 1 peak was manually integrated
N Indicates Column 2 peak was manually integrated

SURROGATE PERCENT RECOVERY

SURROGATE	Col1	Col2
Tetrachloro-m-xylene	110.9	97.1
Decachlorobiphenyl	104.3	103.7

INTERNAL STANDARD SUMMARY

Column 1

Standard Cpnd	Standard Area*	Sample Area	%D
Bromo-Nitrobenzene	125791287	115471222	-8.2
Hexabromobiphenyl	62776174	96297048	53.4

Column 2

Standard Cpnd	Standard Area*	Sample Area	%D
Bromo-Nitrobenzene	23643829	21373594	-9.6
Hexabromobiphenyl	10484374	11282833	7.6

* Standard Areas taken from Initial Cal Level 4
Initial Calibration Date: 20-JUL-2005
<- Indicates standard response outside Limits (-50 to +100%)

Aroclor	Peak#	RT	CLP Col Shift	Area	Amount	Peak#	RT	ZB35 Col Shift	Area	Amount
Aroclor-1016	1	---			0.000	1	---			0.000
Aroclor-1016	2	---			0.000	2	---			0.000
Aroclor-1016	3	---			0.000	3	---			0.000
Aroclor-1016	4	---			0.000	4	---			0.000
	Col1Ave: <3 Quant Peaks					Col2Ave: <3 Quant Peaks				
Aroclor-1221	1	3.824	0.017	915007	0.060	1	5.221	-0.039	189489	0.062
Aroclor-1221	2	3.991	-0.028	27408222	3.419	2	5.436	-0.026	471396	0.258
Aroclor-1221	3	4.121	0.045	14172954	0.376	3	5.522	-0.035	8290030	1.368
	Total Col1Ave (3 peaks): 1.285					Total Col2Ave (3 peaks): 0.563 RPD = 78*				
	Corrected Ave: < 3 Peaks					Corrected Ave: < 3 Peaks				
Aroclor-1232	1	---			0.000	1	---			0.000
Aroclor-1232	2	---			0.000	2	---			0.000
Aroclor-1232	3	---			0.000	3	---			0.000
Aroclor-1232	4	---			0.000	4	---			0.000
	Col1Ave: <3 Quant Peaks					Col2Ave: <3 Quant Peaks				
Aroclor-1242	1	---			0.000	1	---			0.000
Aroclor-1242	2	---			0.000	2	---			0.000
Aroclor-1242	3	---			0.000	3	---			0.000
Aroclor-1242	4	---			0.000	4	---			0.000
Aroclor-1242	NS	---			----	5	---			0.000
	Col1Ave: <3 Quant Peaks					Col2Ave: <3 Quant Peaks				
Aroclor-1248	1	---			0.000	1	---			0.000
Aroclor-1248	2	5.884	0.010	10294034	0.177	2	7.141	0.009	2535243	0.405
Aroclor-1248	3	5.988	0.008	4206837	0.125	3	7.522	0.009	1686691	0.234
Aroclor-1248	4	6.407	0.011	22172769	0.406	4	7.917	0.005	4268564	0.421
	Total Col1Ave (3 peaks): 0.236					Total Col2Ave (3 peaks): 0.353 RPD = 40				
	Corrected Ave: < 3 Peaks					Corrected Ave (3 peaks): 0.353				
Aroclor-1254	1	6.663	0.007	38150840	0.460	1	8.193	0.007	5213560	0.584
Aroclor-1254	2	6.939	-0.045	11679823	0.284	2	8.668	0.007	4085637	0.596
Aroclor-1254	3	7.136	0.007	48639903	0.578	3	8.802	0.008	7947460	0.593
Aroclor-1254	4	7.463	0.007	41028199	0.613	4	9.492	0.008	4960671	0.638
	Total Col1Ave (4 peaks): 0.484					Total Col2Ave (4 peaks): 0.603 RPD = 22				
	Corrected Ave (4 peaks): 0.484					Corrected Ave (4 peaks): 0.603 RPD = 22				
Aroclor-1260	1	8.092	-0.023	6136231	0.077	1	9.755	0.007	310492	0.041
Aroclor-1260	2	8.405	0.007	2625364	0.031	2	10.159	0.011	1915614	0.212
Aroclor-1260	3	8.759	0.006	5171515	0.028	3	10.370	0.009	945915	0.051
Aroclor-1260	4	9.086	0.006	6449169	0.046	4	10.823	0.010	140082	0.029
Aroclor-1260	5	9.169	0.007	4399657	0.096	5	10.874	0.007	601839	0.052
	Total Col1Ave (5 peaks): 0.056					Total Col2Ave (5 peaks): 0.077 RPD = 32				
	Corrected Ave (4 peaks): 0.045					Corrected Ave (4 peaks): 0.043 RPD = 5				
Aroclor-1262	1	8.092	-0.024	6136231	0.044	1	10.159	0.012	1915614	0.140
Aroclor-1262	2	8.759	0.005	5171515	0.020	2	10.370	0.009	945915	0.035
Aroclor-1262	3	9.169	0.007	4399657	0.041	3	10.874	0.006	601839	0.035
Aroclor-1262	4	9.786	0.007	451636	0.006	4	11.474	0.006	58783	0.007
	Total Col1Ave (4 peaks): 0.028					Total Col2Ave (4 peaks): 0.054 RPD = 65*				
	Corrected Ave (4 peaks): 0.028					Corrected Ave (3 peaks): 0.026 RPD = 7				
Aroclor-1268	1	9.169	0.012	4399657	0.017	1	---			0.000
Aroclor-1268	2	---			0.000	2	---			0.000
Aroclor-1268	3	9.786	0.008	451636	0.006	3	---			0.000
Aroclor-1268	4	10.105	0.007	470113	0.001	4	---			0.000
	Total Col1Ave (3 peaks): 0.008					Col2Ave: <3 Quant Peaks				

Total PCB Area Col1 (3.642 - 10.391) = 1717335712 Col1 Total PCB = 2.1 ppm*

Total PCB Area Col2 (4.829 - 10.391) = 304958170 Col2 Total PCB = 2.8 ppm*

* Quantitated against AR1660 0.5ppm in Ical

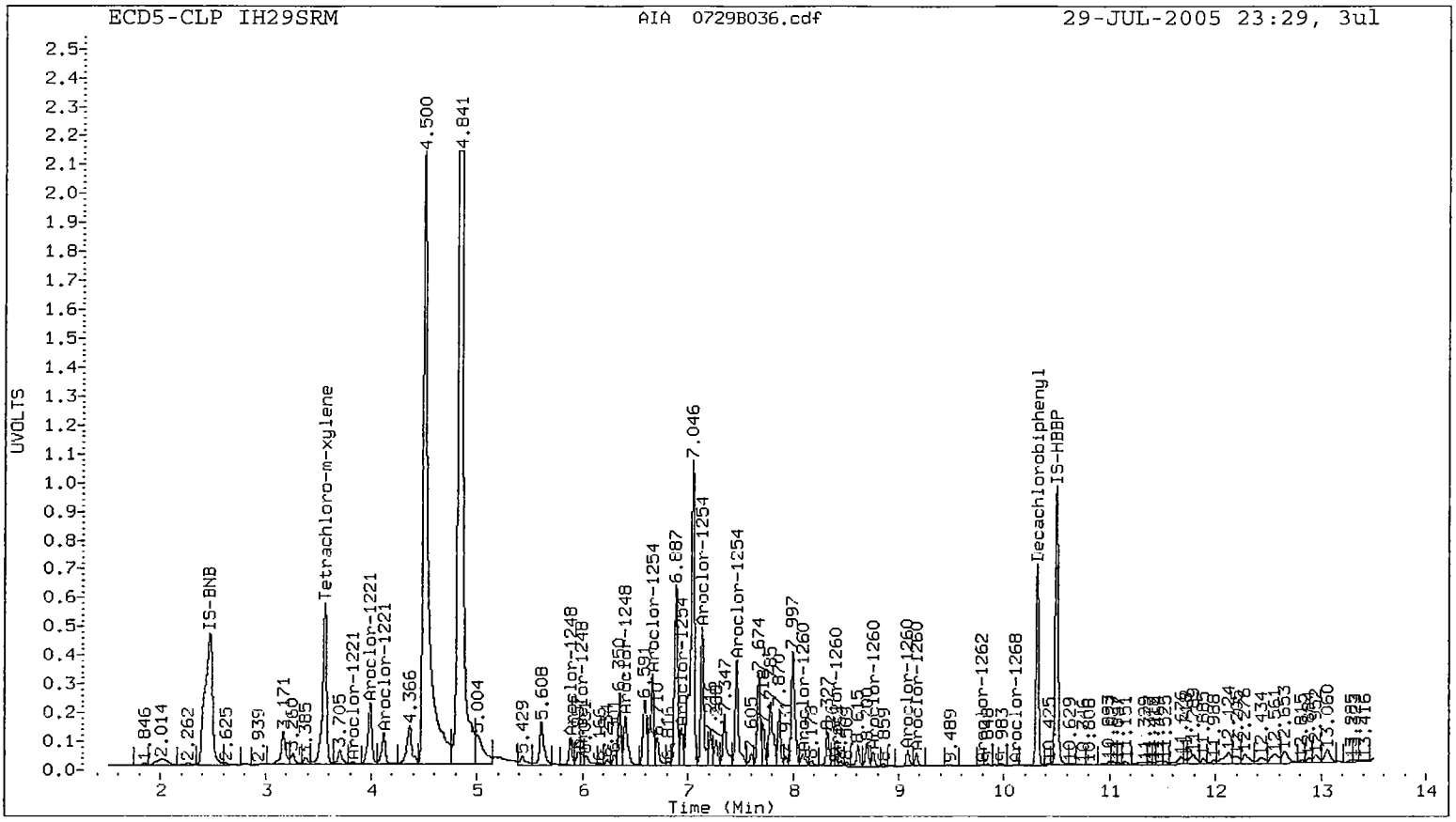
ECD5-CLP IH29SRM
AIA 0729B036.cdf
29-JUL-2005 23:29, 3ul
UVOLTS
Time (Min)
IS-BNB
Tetrachloro-m-xylene
Aroclor-1221
Aroclor-1248
Aroclor-1254
Aroclor-1260
Aroclor-1262
Aroclor-1268
Decachlorobiphenyl
IS-HBBP
4.500
4.841
7.046

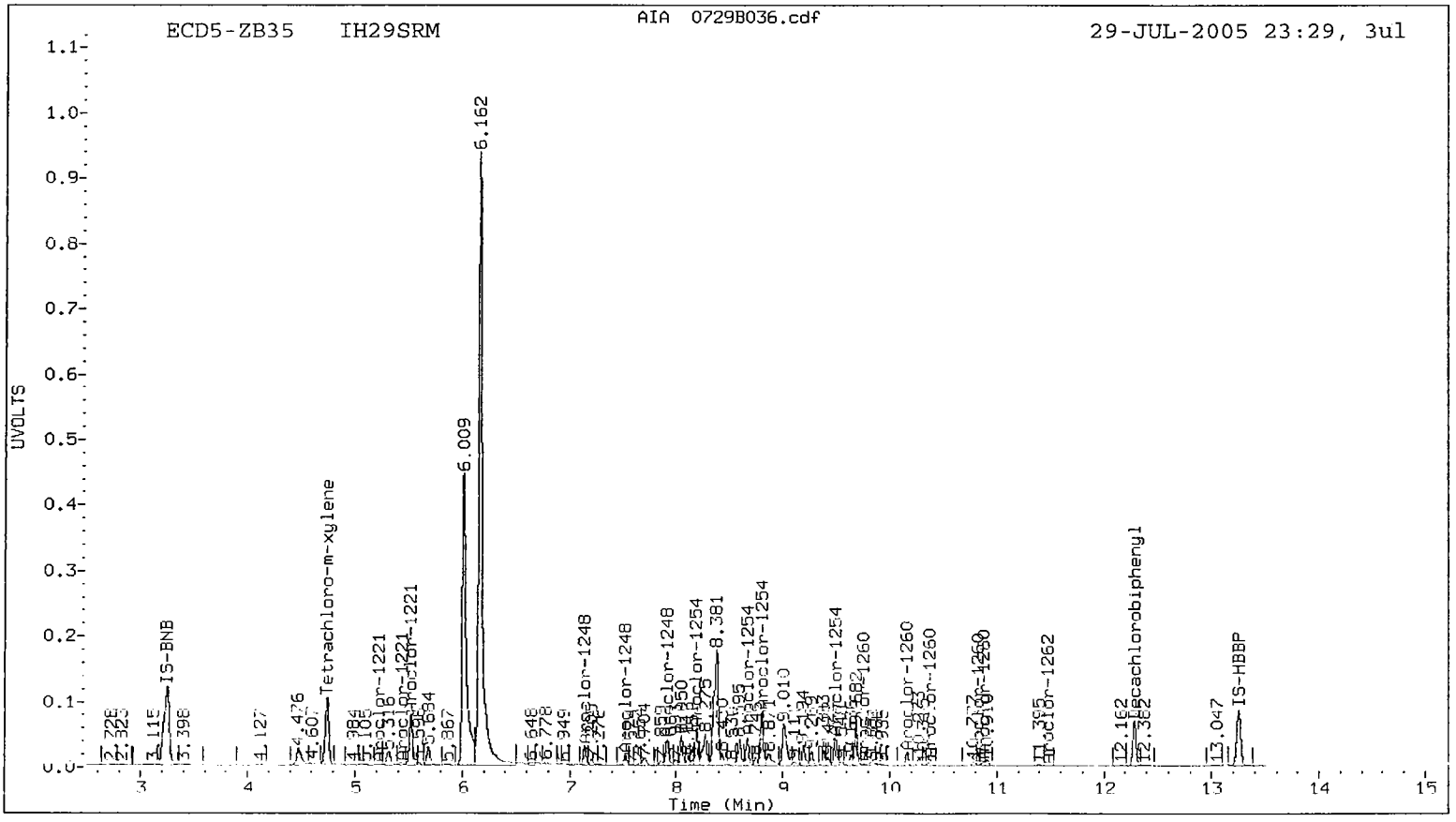
ECD5-ZB35 IH29SRM
AIA 0729B036.cdf
29-JUL-2005 23:29, 3ul
UVOLTS
Time (Min)
IS-BNB
Tetrachloro-m-xylene
Aroclor-1221
Aroclor-1248
Aroclor-1254
Aroclor-1260
Aroclor-1262
Decachlorobiphenyl
IS-HBBP
6.009
6.162

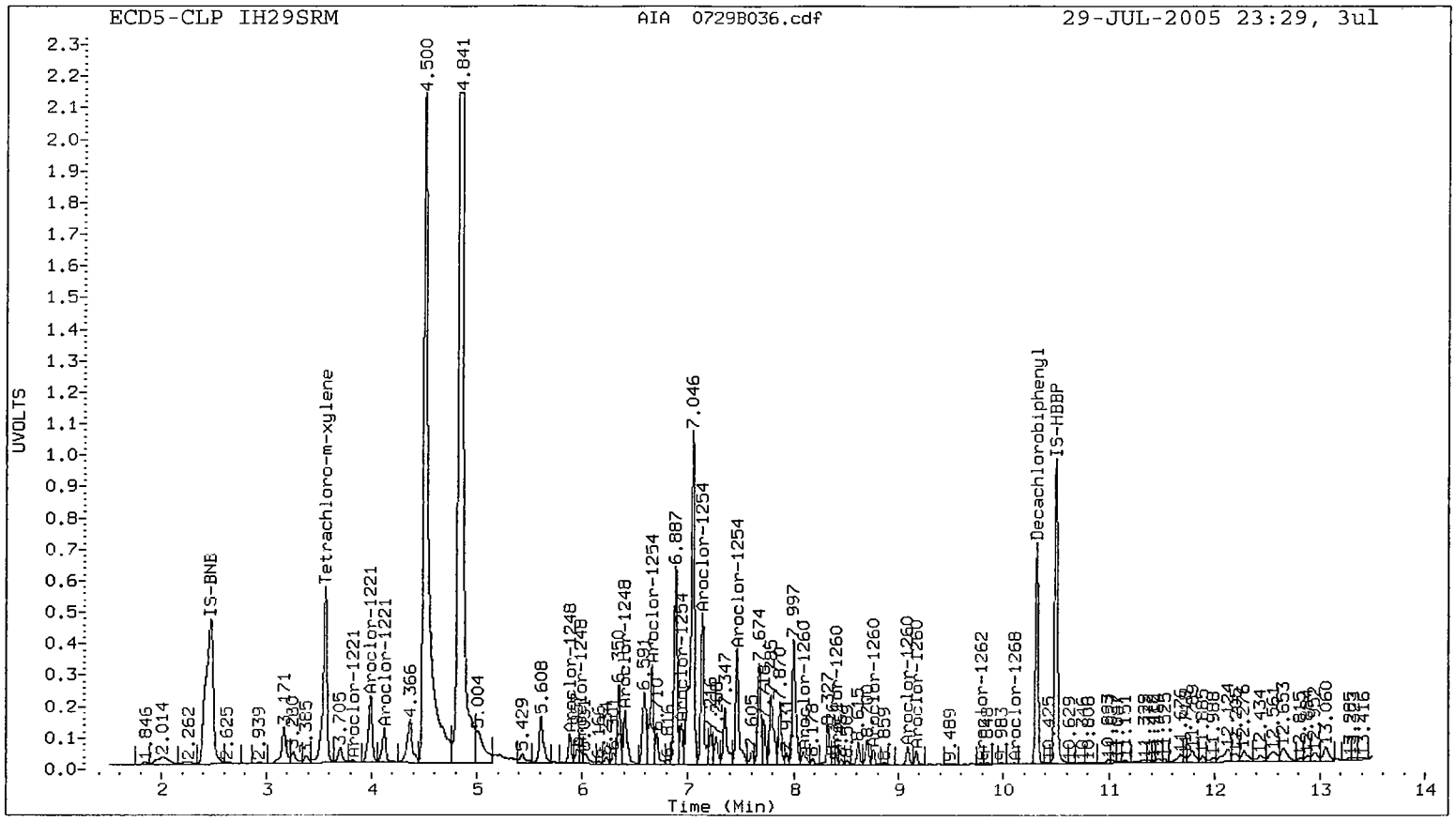
ECD5-CLP IH29SRM
AIA 0729B036.cdf
29-JUL-2005 23:29, 3ul
UVOLTS
Time (Min)
IS-BNB
Tetrachloro-m-xylene
Aroclor-1221
Aroclor-1248
Aroclor-1254
Aroclor-1260
Aroclor-1262
Aroclor-1268
Decachlorobiphenyl
IS-HBBP
4.500
4.841
7.046
6.887
5.004
5.608
4.366
3.705
2.262
2.014
2.625
2.939
3.171
5.429
7.997
7.674
7.347
9.489
10.425

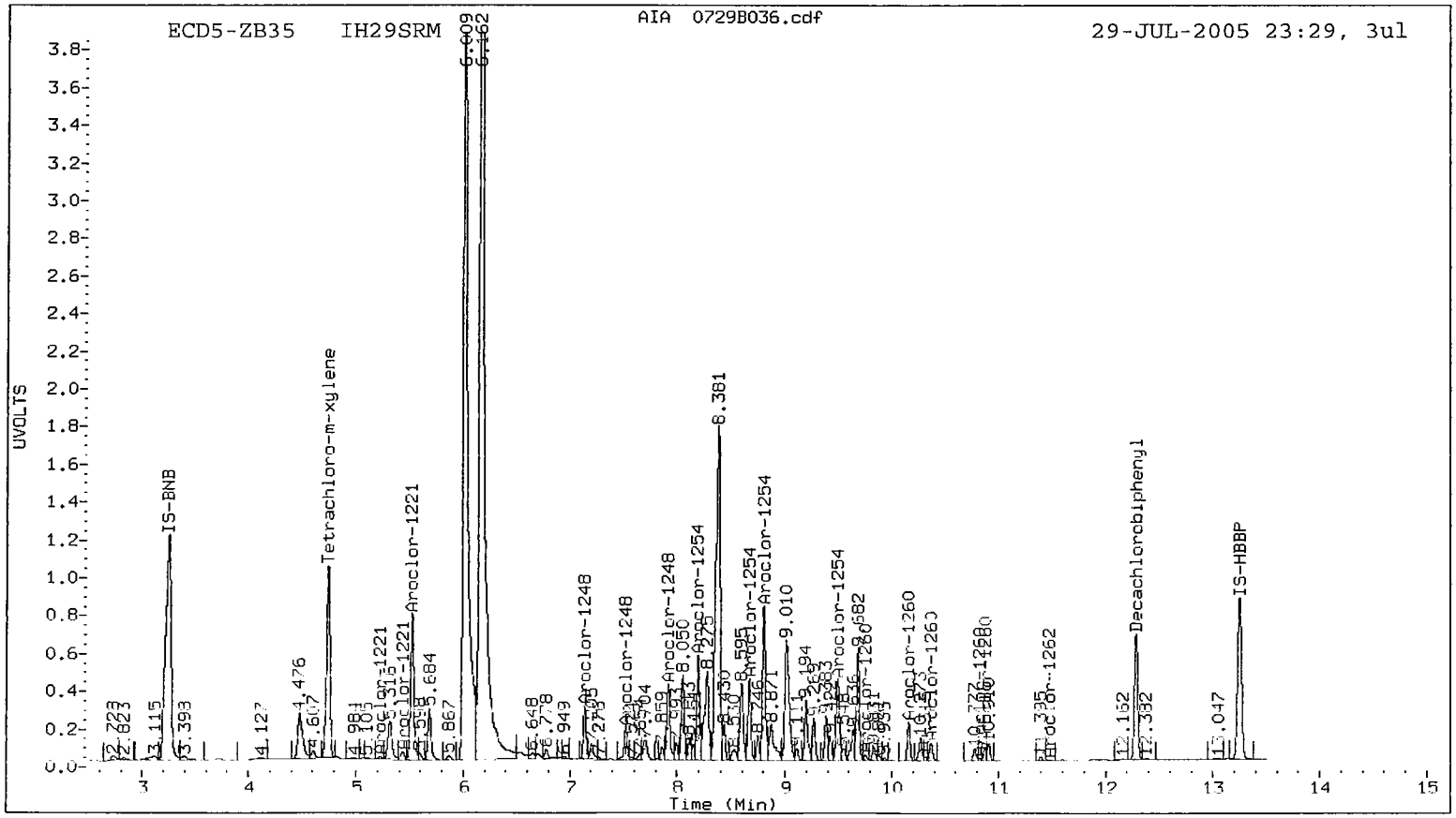
ECD5-ZB35 IH29SRM
AIA 0729B036.cdf
29-JUL-2005 23:29, 3ul
UVOLTS
Time (Min)
IS-BNB
Tetrachloro-m-xylene
Aroclor-1221
Aroclor-1248
Aroclor-1254
Aroclor-1260
Aroclor-1262
Decachlorobiphenyl
IS-HBBP
6.009
6.162
8.381
9.010
8.050
8.225
8.595
8.871
12.162
12.332
13.047
4.476
4.607
5.684
5.867
3.393
3.115
2.723
2.823
4.127
5.648
5.778
5.949
6.648
6.778
6.949
8.430
8.595
8.746
8.871
9.194
9.268
9.383
9.636
9.682
10.335
10.377
10.410
10.580
10.682
10.935
11.194
11.268
11.383
11.636
11.682
11.935
12.162
12.332
13.047

Analytical Resources Inc.
Dual Column PCB Quantitation Report

Data file 1: 20050720.b/0729-1.b/0729B035.d
Data file 2: 20050720.b/0729-2.b/0729B035.d
Method: /chem2/ecd5.i/20050720.b/PCB1.m
Compound Sublist: PCB
Instrument, Inj. Vol.: ecd5.i, 3ul
Quant Method: Internal Std

ARI ID: IH29LCSS1
Client ID: IH29LCSS1
Injection Date: 29-JUL-2005 23:12
Report Date: 08/02/2005 09:56
Matrix: SOIL
Dilution Factor: 1.000

CLP Col RT	CLP Col Shift	CLP Col Response	ZB35 Col RT	ZB35 Col Shift	ZB35 Col Response	CLP on col	ZB35 on col	RPD	Compound/Flag
3.562	0.020	82021663	4.742	0.013	13773013	0.0373	0.0375	0.6	Tetrachloro-m-xylene
10.317	0.010	69875628	12.285	0.009	6870160	0.0422	0.0404	4.3	Decachlorobiphenyl

* Indicates RPD > 40%
M Indicates Column 1 peak was manually integrated
N Indicates Column 2 peak was manually integrated

SURROGATE PERCENT RECOVERY

SURROGATE	Col1	Col2
Tetrachloro-m-xylene	93.1	93.7
Decachlorobiphenyl	105.4	101.0

INTERNAL STANDARD SUMMARY

Column 1

Standard Cpnd	Standard Area*	Sample Area	%D
Bromo-Nitrobenzene	125791287	155585512	23.7
Hexabromobiphenyl	62776174	104513162	66.5

Column 2

Standard Cpnd	Standard Area*	Sample Area	%D
Bromo-Nitrobenzene	23643829	26987032	14.1
Hexabromobiphenyl	10484374	11250056	7.3

* Standard Areas taken from Initial Cal Level 4
Initial Calibration Date: 20-JUL-2005
<- Indicates standard response outside Limits (-50 to +100%)

Aroclor	Peak#	CLP Col RT	Shift	Area	Amount	Peak#	ZB35 Col RT	Shift	Area	Amount
Aroclor-1016	1	4.582	0.020	28815737	0.419	1	6.158	0.012	5253669	0.432
Aroclor-1016	2	5.201	0.017	65227672	0.437	2	6.715	0.010	10844566	0.425
Aroclor-1016	3	5.371	0.016	28704613	0.447	3	6.904	0.011	4241152	0.440
Aroclor-1016	4	5.885	0.014	26871624	0.455	4	7.521	0.010	3155106	0.468
	Total Col1Ave (4 peaks):		0.439			Total Col2Ave (4 peaks):		0.441	RPD = 0	
	Corrected Ave (4 peaks):		0.439			Corrected Ave (4 peaks):		0.441	RPD = 0	
Aroclor-1221	1	---			0.000	1	5.272	0.012	582007	0.151
Aroclor-1221	2	---			0.000	2	5.473	0.011	458873	0.199
Aroclor-1221	3	---			0.000	3	5.568	0.011	2194784	0.287
	Col1Ave: <3 Quant Peaks					Col2Ave: 0.212				
Aroclor-1232	1	4.094	0.018	16001795	0.394	1	5.568	0.012	2194784	0.354
Aroclor-1232	2	4.582	0.014	28815737	1.021	2	6.158	0.009	5253669	0.912
Aroclor-1232	3	5.201	0.014	65227672	1.073	3	6.715	0.009	10844566	1.016
Aroclor-1232	4	5.371	0.013	28704613	1.064	4	7.064	0.010	2581618	1.042
	Total Col1Ave (4 peaks):		0.888			Total Col2Ave (4 peaks):		0.831	RPD = 7	
	Corrected Ave (4 peaks):		0.888			Corrected Ave (4 peaks):		0.831	RPD = 7	
Aroclor-1242	1	4.094	0.015	16001795	0.517	1	5.568	0.011	2194784	0.497
Aroclor-1242	2	5.201	0.012	65227672	0.599	2	6.715	0.009	10844566	0.554
Aroclor-1242	3	5.371	0.012	28704613	0.557	3	6.904	0.010	4241152	0.556
Aroclor-1242	4	5.885	0.011	26871624	0.549	4	7.064	0.010	2581618	0.543
Aroclor-1242	NS	---			----	5	7.521	0.009	3155106	0.536
	Total Col1Ave (4 peaks):		0.555			Total Col2Ave (5 peaks):		0.537	RPD = 3	
	Corrected Ave (4 peaks):		0.555			Corrected Ave (5 peaks):		0.537	RPD = 3	
Aroclor-1248	1	5.201	0.016	65227672	0.763	1	6.715	0.011	10844566	0.747
Aroclor-1248	2	5.885	0.011	26871624	0.343	2	7.141	0.009	2637817	0.333
Aroclor-1248	3	5.992	0.012	13113867	0.288	3	7.521	0.008	3155106	0.346
Aroclor-1248	4	6.408	0.012	7099570	0.096	4	7.897	-0.015	1128468	0.088
	Total Col1Ave (4 peaks):		0.373			Total Col2Ave (4 peaks):		0.379	RPD = 2	
	Corrected Ave (3 peaks):		0.243			Corrected Ave (3 peaks):		0.256	RPD = 5	
Aroclor-1254	1	6.665	0.009	18985306	0.170	1	8.193	0.007	2338972	0.208
Aroclor-1254	2	6.979	-0.005	10967077	0.198	2	8.669	0.008	490847	0.057
Aroclor-1254	3	7.138	0.009	8089237	0.071	3	8.828	0.034	4744811	0.280
Aroclor-1254	4	7.466	0.010	7228889	0.080	4	9.503	0.019	2136290	0.218
	Total Col1Ave (4 peaks):		0.130			Total Col2Ave (4 peaks):		0.191	RPD = 38	
	Corrected Ave (4 peaks):		0.130			Corrected Ave (4 peaks):		0.191	RPD = 38	
Aroclor-1260	1	8.125	0.010	34597911	0.397	1	9.756	0.008	3950884	0.520
Aroclor-1260	2	8.408	0.010	34897808	0.378	2	10.156	0.008	4506330	0.500
Aroclor-1260	3	8.764	0.011	83884978	0.426	3	10.370	0.009	9197981	0.502
Aroclor-1260	4	9.089	0.009	55773947	0.368	4	10.820	0.007	2320284	0.486
Aroclor-1260	5	9.172	0.010	21149211	0.426	5	10.876	0.010	5782353	0.502
	Total Col1Ave (5 peaks):		0.399			Total Col2Ave (5 peaks):		0.502	RPD = 23	
	Corrected Ave (5 peaks):		0.399			Corrected Ave (5 peaks):		0.502	RPD = 23	
Aroclor-1262	1	8.125	0.009	34597911	0.228	1	10.156	0.008	4506330	0.330
Aroclor-1262	2	8.764	0.010	83884978	0.294	2	10.370	0.009	9197981	0.337
Aroclor-1262	3	9.172	0.010	21149211	0.181	3	10.876	0.008	5782353	0.341
Aroclor-1262	4	9.790	0.011	16715344	0.212	4	11.477	0.008	1925826	0.233
	Total Col1Ave (4 peaks):		0.229			Total Col2Ave (4 peaks):		0.310	RPD = 30	
	Corrected Ave (4 peaks):		0.229			Corrected Ave (4 peaks):		0.310	RPD = 30	
Aroclor-1268	1	9.172	0.015	21149211	0.076	1	10.820	0.011	2320284	0.087
Aroclor-1268	2	9.381	0.009	1225794	0.006	2	10.876	0.009	5782353	0.236
Aroclor-1268	3	9.790	0.012	16715344	0.202	3	11.216	0.008	123517	0.006
Aroclor-1268	4	10.108	0.010	5170812	0.009	4	11.895	0.009	544810	0.009
	Total Col1Ave (4 peaks):		0.073			Total Col2Ave (4 peaks):		0.084	RPD = 14	
	Corrected Ave (3 peaks):		0.030			Corrected Ave (3 peaks):		0.034	RPD = 12	

Total PCB Area Col1 (3.642 - 10.391) = 1026944457 Col1 Total PCB = 1.2 ppm*

Total PCB Area Col2 (4.829 - 10.391) = 116327610 Col2 Total PCB = 1.1 ppm*

* Quantitated against AR1660 0.5ppm in Ical

PCB-Form 10 Mod.

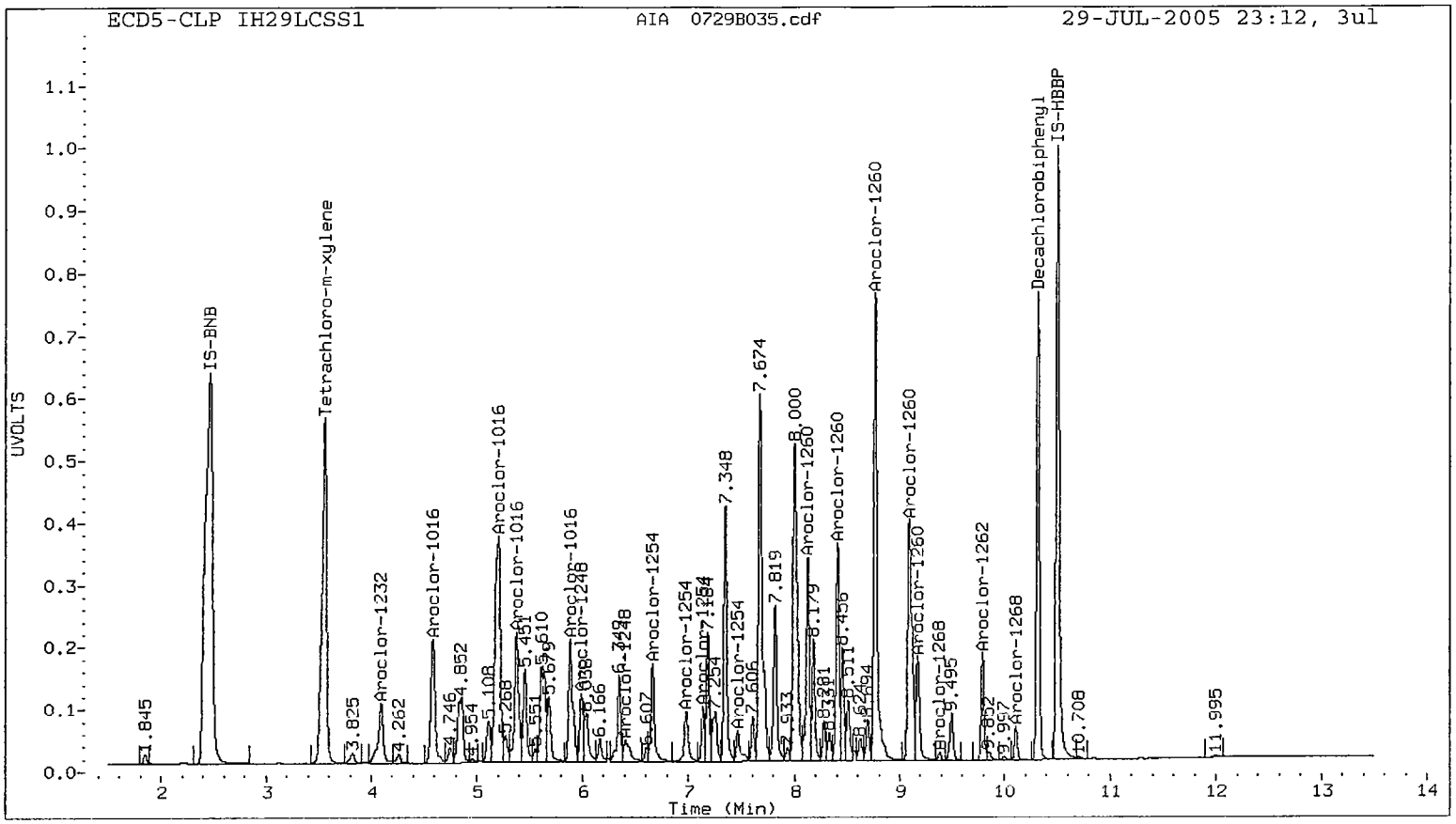
ECD5-CLP IH29LCSS1
AIA 0729B035.cdf
29-JUL-2005 23:12, 3ul
UVOLTS
Time (Min)
IS-BNB
Tetrachloro-m-xylene
Aroclor-1232
Aroclor-1016
Aroclor-1254
Aroclor-1260
Aroclor-1262
Aroclor-1268
Decachlorobiphenyl
IS-HBBP

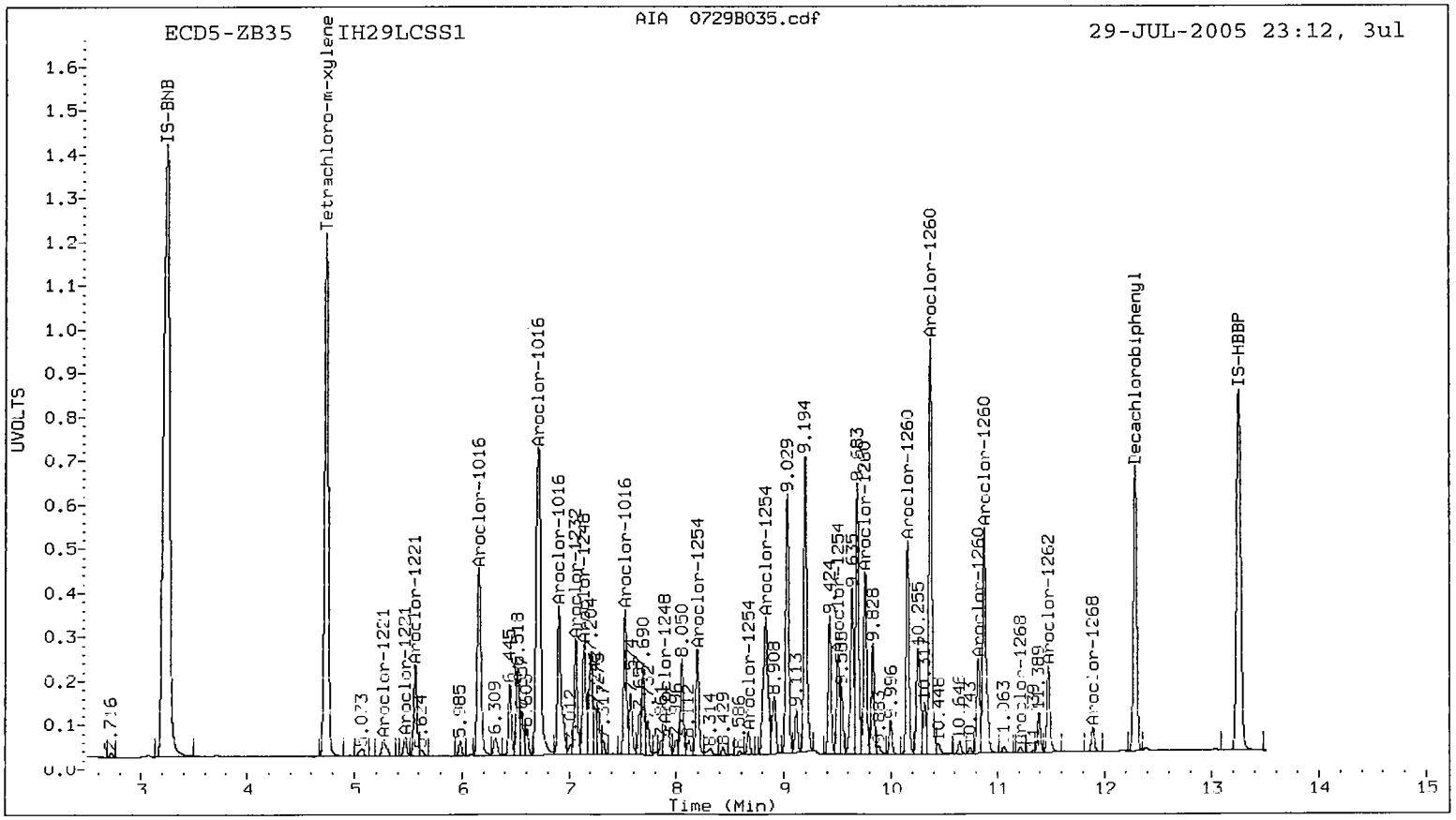
ECD5-ZB35 IH29LCSS1
AIA 0729B035.cdf
29-JUL-2005 23:12, 3ul
UVOLTS
Time (Min)
IS-BNB
Tetrachloro-m-xylene
Aroclor-1221
Aroclor-1016
Aroclor-1248
Aroclor-1254
Aroclor-1260
Aroclor-1262
Aroclor-1268
Decachlorobiphenyl
IS-HBBP

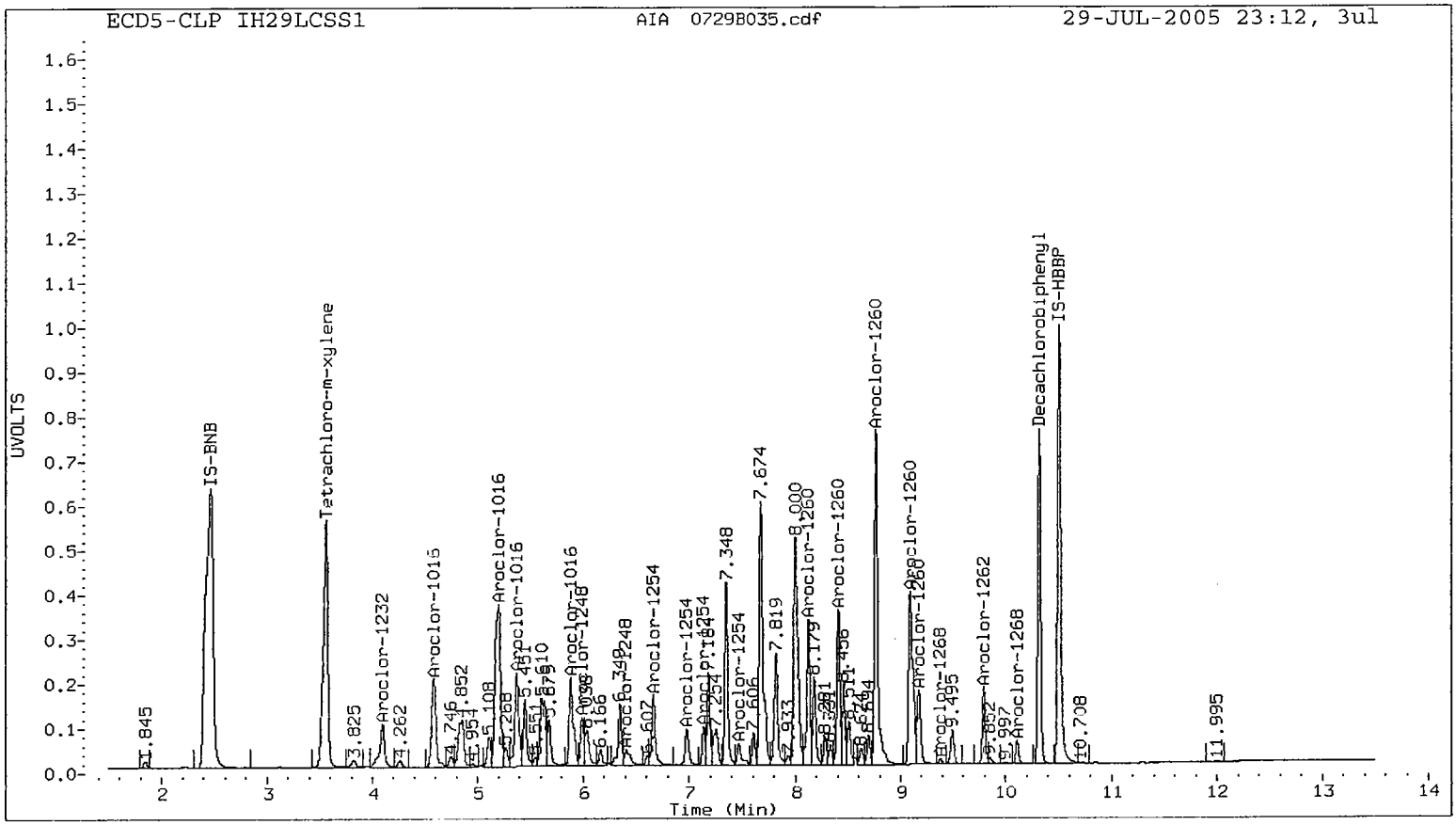
ECD5-CLP IH29LCSS1
AIA 0729B035.cdf
29-JUL-2005 23:12, 3ul
UVOLTS
Time (Min)
IS-BNB
Tetrachloro-m-xylene
Aroclor-1232
Aroclor-1015
Aroclor-1016
Aroclor-1254
Aroclor-1260
Aroclor-1262
Aroclor-1268
Decachlorobiphenyl
IS-HBBP

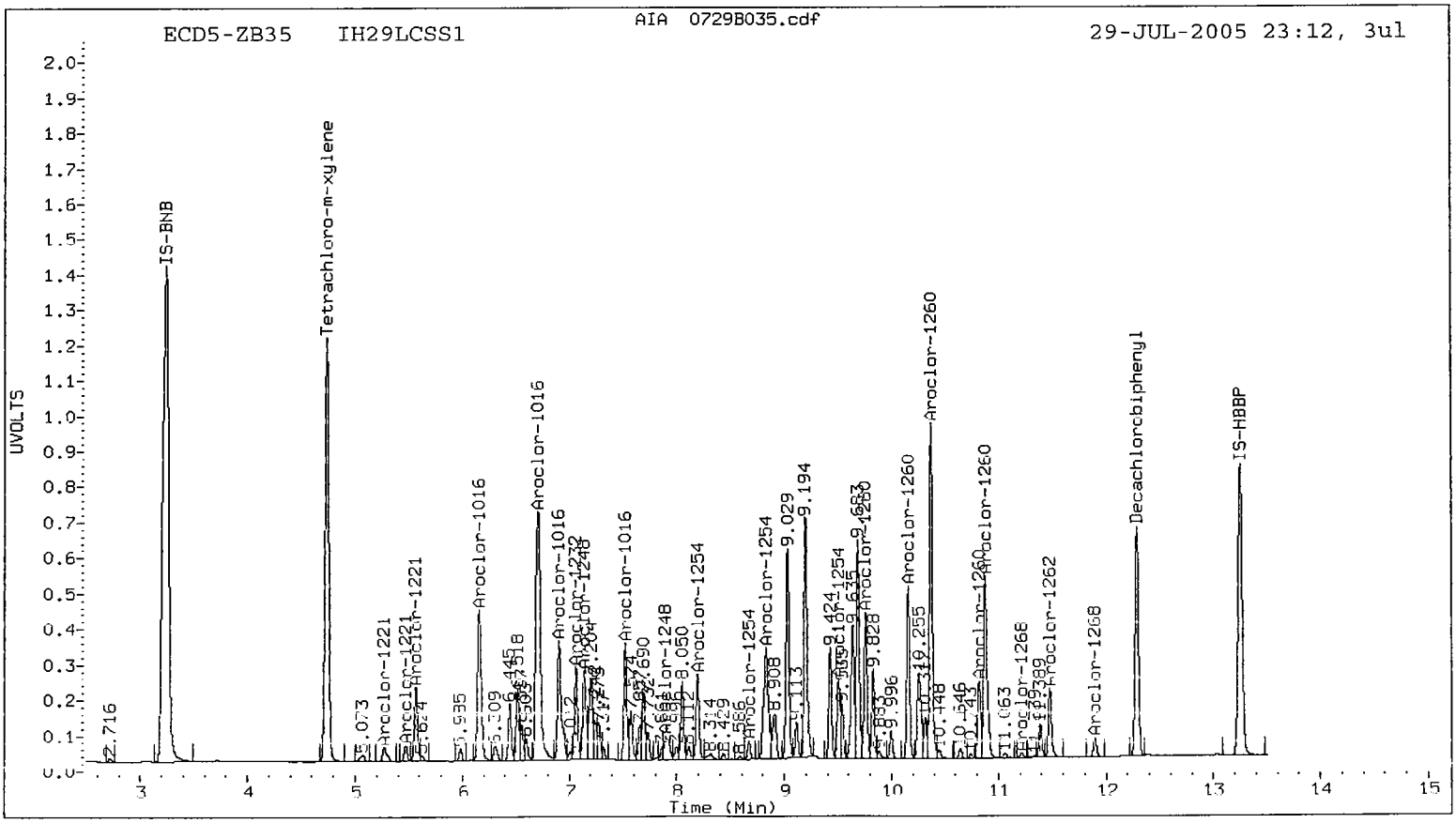
ECD5-ZB35 IH29LCSS1
AIA 0729B035.cdf
29-JUL-2005 23:12, 3ul
UVOLTS
Time (Min)
IS-BNB
Tetrachloro-m-xylene
Aroclor-1221
Aroclor-1016
Aroclor-1248
Aroclor-1254
Aroclor-1260
Aroclor-1268
Decachlorobiphenyl
IS-HBBP

PCB Analysis
Extraction Bench Sheets and Run Logs

prepared
for

ANCHOR ENVIRONMENTAL

KC FORMER SCOTT MILL , 00010501/T2

ARI JOB NO. IH29

prepared
by

Analytical Resources, Inc.

QA LIMs # _____
EXT LIMs # _____
Bid # PBD726B-01

Pest/PCB - Wipe/Soil/Sediment
In House ____/PSDDA ✓
(3550B) Microtip ____/Shakeout ____
(3550B) Macrotip ✓
(3545A) ASE ____
KD ✓
Turbovap ✓

Client Name: Anchor ENV.

ARI Job No(s): IH29

Extraction Requirements (ARI Lab ID)	Client Sample ID	Amount Extracted	GPC Aliquot #1 / #2	Sillica Gel (Pest) Aliquot	Silica Gel (PCB) Aliquot	Acid Clean (Y) N REQ 5mL	Sulfur Clean-up REQ 5mL	Final Effective Volume	Volume To Lab	Time Extracted 18:05 Comments:
MB: 7/26 IH29MBS		25.00g						5mL	1mL	
SB: 7/26 SBS		25.00g								
SQ1		25.00g								
A	Checked	35.44g								
B		33.12g								
C		32.66g								
CMS		32.26g								
CMSd		32.26g								
d		39.26g								
E		33.18g								
F		32.24g								
G		40.82g								
H		39.50g								
I		42.24g								
J		36.72g wipe								36.72g
L K	9/7/26	1ea wipes								4.29 gs. PCB/BAN
M		1ea wipes								9/7 ~~3.12~~ gs / PCB/BAN 1.56 gs.
Date Analyst: 7/26/05	J.F.					SP 7/29/05	MD 7/28/05	→	SP 7/29/05	

Surrogate Amount: 100 ul Added By: CP /Spk. Witness J.F.
Concentration: 2 ug/mL ID: 1338-3B

Spike Amount: 32 ul Added By: CP /Spk. Witness J.F.
Concentration: 80 ug/mL ID: 1322-2

1:1 DCM/Hex I.D.: N/A
(80:20 Hex/Acetone) Reagent ID: E209
(Hexane) Solvent Lot ID: I234VA
Wipe Lot ID: N/A
Conc. H2So4 ID: I2205A
3% or 0% Silica Gel I.D. N/A
Tetrabutyl Ammonium Sulfite Reagent I.D.: F163
Na2So4 ID: 7/13/#2 / 7/18 #7
Neutral glasswool ID: 6/10 #2 / 5/29 #7

3017F

Revision 8
1/8/04

DS-11905

GC ANALYSIS RUN LOG - ECD 5

ANALYTICAL RESOURCES INCORPORATED

Operator: Pk
Column: CLP/ZB35
Parameters: PCB

Date run start: 7/20/05

Vol. injected: 3ul

Meth Chem2/ECD5 PCB 1/2
Data Chem2/ECD5 20050720.b

Std ID #'s: p447

GC LOG SUMMARY FOR DATABATCH - /chem2/ecd5.i/20050720.b/ical-1.b
/chem2/ecd5.i/20050720.b/ical-2.b

	Inject Date/Time	Filename	LabID	ClientId
1	20-JUL-2005 16:01	0720B001.d	IB	
2	20-JUL-2005 16:18	0720B002.d	AR1660 0.5	
3	20-JUL-2005 16:35	0720B003.d	AR1660 .02	
4	20-JUL-2005 16:52	0720B004.d	AR1660 1.0	
5	20-JUL-2005 17:09	0720B005.d	AR1660 .25	
6	20-JUL-2005 17:26	0720B006.d	AR1660 0.1	
7	20-JUL-2005 17:43	0720B007.d	ICV	
8	20-JUL-2005 18:00	0720B008.d	AR12421	
9	20-JUL-2005 18:17	0720B009.d	AR12481	
10	20-JUL-2005 18:34	0720B010.d	AR12541	
11	20-JUL-2005 18:51	0720B011.d	AR21621	
12	20-JUL-2005 19:08	0720B012.d	AR32681	
13	20-JUL-2005 19:25	0720B013.d	IH06MBW1	
14	20-JUL-2005 19:42	0720B014.d	IH06LCSW1	
15	20-JUL-2005 19:59	0720B015.d	IH06LCSDW1	
16	20-JUL-2005 20:16	0720B016.d	IH06A	
17	20-JUL-2005 20:33	0720B017.d	IH07A	
18	20-JUL-2005 20:50	0720B018.d	IH07B	
19	20-JUL-2005 21:08	0720B019.d	IH07C	
20	20-JUL-2005 21:25	0720B020.d	IH07D	
21	20-JUL-2005 21:42	0720B021.d	IG34MBS1	
22	20-JUL-2005 21:59	0720B022.d	IG34LCSS1	
23	20-JUL-2005 22:15	0720B023.d	IG34SRM	
24	20-JUL-2005 22:32	0720B024.d	IG34A	
25	20-JUL-2005 22:50	0720B025.d	IG34B	
26	20-JUL-2005 23:07	0720B026.d	IG34C	
27	20-JUL-2005 23:24	0720B027.d	IG34CMS	
28	20-JUL-2005 23:41	0720B028.d	IG34CMSD	
29	20-JUL-2005 23:58	0720B029.d	IG34D	
30	21-JUL-2005 00:15	0720B030.d	IG34E	
31	21-JUL-2005 00:32	0720B031.d	IG34F	
32	21-JUL-2005 00:49	0720B032.d	RINSE	
33	21-JUL-2005 01:06	0720B033.d	RINSE	
34	21-JUL-2005 01:23	0720B034.d	1319-2	
35	21-JUL-2005 01:40	0720B035.d	RINSE	
36	21-JUL-2005 01:57	0720B036.d	AR16602	
37	21-JUL-2005 02:14	0720B037.d	IG76MBS1	
38	21-JUL-2005 02:31	0720B038.d	IG76LCSS1	
39	21-JUL-2005 02:48	0720B039.d	IG76LCSDS1	
40	21-JUL-2005 03:05	0720B040.d	IG76A	
41	21-JUL-2005 03:22	0720B041.d	IG76B	
42	21-JUL-2005 03:39	0720B042.d	IG76C	
43	21-JUL-2005 03:56	0720B043.d	IG76D	
44	21-JUL-2005 04:13	0720B044.d	IG76E	
45	21-JUL-2005 04:30	0720B045.d	RINSE	
46	21-JUL-2005 04:47	0720B046.d	RINSE	
47	21-JUL-2005 05:04	0720B047.d	RINSE	
48	21-JUL-2005 05:21	0720B048.d	RINSE	
49	21-JUL-2005 05:38	0720B049.d	RINSE	
50	21-JUL-2005 05:55	0720B050.d	RINSE	
51	21-JUL-2005 06:12	0720B051.d	AR16603	

GC ANALYSIS RUN LOG - ECD 5

ANALYTICAL RESOURCES INCORPORATED

Operator: PK

Column: CLP/2535 Date run start: 7/29/05

rameters: PCB

Vol. injected: 3ul

Meth Chem2/ECD5 PCB 1/2 Std ID #'s: p511

Data Chem2/ECD5 20050720.b

GC LOG SUMMARY FOR DATABATCH - /chem2/ecd5.i/20050720.b/0729-1.b
/chem2/ecd5.i/20050720.b/0729-2.b

	Inject Date/Time	Filename	LabID	ClientId
1	29-JUL-2005 13:00	0729B001.d	AR166017	
2	29-JUL-2005 13:17	0729B002.d	AR12549	
3	29-JUL-2005 14:07	0729B003.d	IH41MBS1	IH41MBS1
4	29-JUL-2005 14:24	0729B004.d	IH41LCSS1	IH41LCSS1
5	29-JUL-2005 14:41	0729B005.d	IH41A	JC-AREA3B-138A-0507
6	29-JUL-2005 14:58	0729B006.d	IH41B	JC-AREA2D-139A-0507
7	29-JUL-2005 15:15	0729B007.d	IH41C	JC-AREA2D-140A-0507
8	29-JUL-2005 15:32	0729B008.d	IH41D	JC-AREA2D-141A-0507
9	29-JUL-2005 15:49	0729B009.d	IH41E	JC-AREA2D-142A-0507
10	29-JUL-2005 16:06	0729B010.d	RINSE	
11	29-JUL-2005 16:23	0729B011.d	IH28MBS1	IH28MBS1
12	29-JUL-2005 16:41	0729B012.d	IH28LCSS1	IH28LCSS1
13	29-JUL-2005 16:58	0729B013.d	IH28SRM	SQ-1
14	29-JUL-2005 17:15	0729B014.d	IH28A	AN-RI-SEDC-08A
15	29-JUL-2005 17:32	0729B015.d	IH28B	AN-RI-SEDC-08B
16	29-JUL-2005 17:49	0729B016.d	IH28C	AN-RI-SEDC-08C
17	29-JUL-2005 18:06	0729B017.d	IH28D	AN-RI-SEDC-09A
18	29-JUL-2005 18:23	0729B018.d	IH28E	AN-RI-SEDC-09B
19	29-JUL-2005 18:40	0729B019.d	IH28F	AN-RI-SEDC-09C
20	29-JUL-2005 18:57	0729B020.d	IH28FMS	AN-RI-SEDC-09C MS
21	29-JUL-2005 19:14	0729B021.d	IH28FMSD	AN-RI-SEDC-09C MSD
22	29-JUL-2005 19:31	0729B022.d	IH28G	AN-RI-SEDC-02A
23	29-JUL-2005 19:48	0729B023.d	IH28H	AN-RI-SEDC-02B
24	29-JUL-2005 20:05	0729B024.d	IH28I	AN-RI-SEDC-06A
25	29-JUL-2005 20:22	0729B025.d	IH28J	AN-RI-SEDC-06B
26	29-JUL-2005 20:39	0729B026.d	IH28K	AN-RI-SEDC-06C
27	29-JUL-2005 20:56	0729B027.d	IH28L	AN-RI-SEDC-07A
28	29-JUL-2005 21:13	0729B028.d	IH28M	AN-RI-SEDC-07B
29	29-JUL-2005 21:30	0729B029.d	IH28N	AN-RI-SEDCZ-08A
30	29-JUL-2005 21:47	0729B030.d	IH28O	AN-RI-SEDCZ-08B
31	29-JUL-2005 22:04	0729B031.d	RINSE	
32	29-JUL-2005 22:21	0729B032.d	AR12429	
33	29-JUL-2005 22:38	0729B033.d	AR166018	
34	29-JUL-2005 22:55	0729B034.d	IH29MBS1	IH29MBS1
35	29-JUL-2005 23:12	0729B035.d	IH29LCSS1	IH29LCSS1
36	29-JUL-2005 23:29	0729B036.d	IH29SRM	SQ-1
37	29-JUL-2005 23:46	0729B037.d	IH29A	AN-RI-SEDC-01A
38	30-JUL-2005 00:03	0729B038.d	IH29B	AN-RI-SEDC-01B
39	30-JUL-2005 00:20	0729B039.d	IH29C	AN-RI-SEDC-01C
40	30-JUL-2005 00:37	0729B040.d	IH29CMS	AN-RI-SEDC-01C MS
41	30-JUL-2005 00:54	0729B041.d	IH29CMSD	AN-RI-SEDC-01C MSD
42	30-JUL-2005 01:11	0729B042.d	IH29D	AN-RI-SEDC-03A
43	30-JUL-2005 01:28	0729B043.d	IH29E	AN-RI-SEDC-03B
44	30-JUL-2005 01:45	0729B044.d	IH29F	AN-RI-SEDC-03C
45	30-JUL-2005 02:02	0729B045.d	IH29G	AN-RI-SEDC-04A
46	30-JUL-2005 02:19	0729B046.d	IH29H	AN-RI-SEDC-04B
47	30-JUL-2005 02:36	0729B047.d	IH29I	AN-RI-SEDC-04C
48	30-JUL-2005 02:53	0729B048.d	IH29J	AN-RI-SEDS-05-SS
49	30-JUL-2005 03:10	0729B049.d	IH29L	Filter-Wipe-050714
50	30-JUL-2005 03:27	0729B050.d	IH29M	Filter-Blank-050714
51	30-JUL-2005 03:44	0729B051.d	RINSE	
52	30-JUL-2005 04:01	0729B052.d	RINSE	
53	30-JUL-2005 04:18	0729B053.d	AR12489	
54	30-JUL-2005 04:35	0729B054.d	AR166019	

New liner/glass wool, septum
000793

Page: Approval:

Metals Analysis
QC Summary Data

prepared
for

ANCHOR ENVIRONMENTAL

KC FORMER SCOTT MILL , 00010501/T2

ARI JOB NO. IH29

prepared
by

Analytical Resources, Inc.

Cover Page

INORGANIC ANALYSIS DATA PACKAGE

ANALYTICAL RESOURCES INCORPORATED

CLIENT: Anchor Environmental

PROJECT: KC Former Scott Mill

SDG: IH29

CLIENT ID	ARI ID	ARI LIMS ID	REPREP
AN-RI-SEDC-01A	IH29A	05-11903	
AN-RI-SEDC-01AD	IH29ADUP	05-11903	
AN-RI-SEDC-01AS	IH29ASPK	05-11903	
AN-RI-SEDC-01B	IH29B	05-11904	
PBS	IH29MB1	05-11904	
LCSS	IH29REF1	05-11904	
AN-RI-SEDC-01C	IH29C	05-11905	
AN-RI-SEDC-03A	IH29D	05-11906	
AN-RI-SEDC-03B	IH29E	05-11907	
AN-RI-SEDC-03C	IH29F	05-11908	
AN-RI-SEDC-04A	IH29G	05-11909	
AN-RI-SEDC-04B	IH29H	05-11910	
AN-RI-SEDC-04C	IH29I	05-11911	
AN-RI-SEDS-05-SS	IH29J	05-11912	
Filter-Wipe-050714	IH29L	05-11914	
PBS	IH29MB2	05-11914	
LCSS	IH29MB2SPK	05-11914	
Filter-Blank-05071	IH29M	05-11915	
AN-RI-SEDC-01A	IH29RA	05-11903	R
AN-RI-SEDC-01AD	IH29RADUP	05-11903	R
AN-RI-SEDC-01AS	IH29RASPK	05-11903	R

Were ICP interelement corrections applied ?	Yes/No	YES
Were ICP background corrections applied ?	Yes/No	YES
If yes - were raw data generated before application of background corrections ?	Yes/No	NO

Comments: _____

THIS DATA PACKAGE HAS BEEN REVIEWED AND AUTHORIZED FOR RELEASE BY:

Signature: _____ Name: Jay Kuhn

Date: 8/5/05 Title: Inorganics Lab Manager

Cover Page

INORGANIC ANALYSIS DATA PACKAGE

ANALYTICAL RESOURCES INCORPORATED

CLIENT: Anchor Environmental

PROJECT: KC Former Scott Mill

SDG: IH29

CLIENT ID	ARI ID	ARI LIMS ID	REPREP
AN-RI-SEDC-01B	IH29RB	05-11904	R
PBS	IH29RMB3	05-11904	R
LCSS	IH29RREF3	05-11904	R
AN-RI-SEDC-01C	IH29RC	05-11905	R
AN-RI-SEDC-03A	IH29RD	05-11906	R
AN-RI-SEDC-03B	IH29RE	05-11907	R
AN-RI-SEDC-03C	IH29RF	05-11908	R
AN-RI-SEDC-04A	IH29RG	05-11909	R
AN-RI-SEDC-04B	IH29RH	05-11910	R
AN-RI-SEDC-04C	IH29RI	05-11911	R
AN-RI-SEDS-05-SS	IH29RJ	05-11912	R

Were ICP interelement corrections applied ?	Yes/No	YES
Were ICP background corrections applied ?	Yes/No	YES
If yes - were raw data generated before application of background corrections ?	Yes/No	NO

Comments: _____

THIS DATA PACKAGE HAS BEEN REVIEWED AND AUTHORIZED FOR RELEASE BY:

Signature: _____ Name: Jay Kuhn

Date: 8/5/05 Title: Inorganics Lab Manager

ANALYTICAL RESOURCES INCORPORATED

INORGANICS ANALYSIS DATA SHEET
TOTAL METALS

Sample ID: AN-RI-SEDC-01A
DUPLICATE

Lab Sample ID: IH29A
LIMS ID: 05-11903
Matrix: Sediment
Data Release Authorized:
Reported: 08/04/05

QC Report No: IH29-Anchor Environmental
Project: KC Former Scott Mill
00010501/T2
Date Sampled: 07/15/05
Date Received: 07/18/05

MATRIX DUPLICATE QUALITY CONTROL REPORT

Analyte	Analysis Method	Sample	Duplicate	RPD	Control Limit	Q
Antimony	6010B	6 U	6 U	0.0%	+/- 6	L
Arsenic	6010B	6	6 U	0.0%	+/- 6	L
Cadmium	6010B	0.8	0.8	0.0%	+/- 0.3	L
Copper	6010B	10.0	9.5	5.1%	+/- 20%	
Lead	6010B	5	4	22.2%	+/- 3	L
Mercury	7471A	0.06 U	0.06 U	0.0%	+/- 0.06	L
Nickel	6010B	10	10	0.0%	+/- 20%	
Silver	6010B	0.4 U	0.4 U	0.0%	+/- 0.4	L
Zinc	6010B	26.6	25.7	3.4%	+/- 20%	

Reported in mg/kg-dry

*-Control Limit Not Met
L-RPD Invalid, Limit = Detection Limit

ANALYTICAL RESOURCES INCORPORATED

INORGANICS ANALYSIS DATA SHEET
TOTAL METALS

Sample ID: AN-RI-SEDC-01A
MATRIX SPIKE

Lab Sample ID: IH29A
LIMS ID: 05-11903
Matrix: Sediment
Data Release Authorized:
Reported: 08/04/05

QC Report No: IH29-Anchor Environmental
Project: KC Former Scott Mill
00010501/T2
Date Sampled: 07/15/05
Date Received: 07/18/05

MATRIX SPIKE QUALITY CONTROL REPORT

Analyte	Analysis Method	Sample	Spike	Spike Added	% Recovery	Q
Antimony	6010B	6 U	69	260	26.5%	N
Arsenic	6010B	6	260	260	97.7%	
Cadmium	6010B	0.8	63.4	64.9	96.5%	
Copper	6010B	10.0	74.1	64.9	98.8%	
Lead	6010B	5	244	260	91.9%	
Mercury	7471A	0.06 U	0.63	0.615	102%	
Nickel	6010B	10	68	64.9	89.4%	
Silver	6010B	0.4 U	61.4	64.9	94.6%	
Zinc	6010B	26.6	83.9	64.9	88.3%	

Reported in mg/kg-dry

N-Control Limit Not Met
H-% Recovery Not Applicable, Sample Concentration Too High
NA-Not Applicable, Analyte Not Spiked

Percent Recovery Limits: 75-125%

ANALYTICAL RESOURCES INCORPORATED

INORGANICS ANALYSIS DATA SHEET
TOTAL METALS

Sample No: Filter-Wipe-050714
Lab Sample ID: IH29LCS
QC Report No: IH29-Anchor Environmental
LIMS ID: 05-11914
Project: KC Former Scott Mill
Matrix: Wipe
00010501/T2

Data Release Authorized:
Reported: 08/04/05

BLANK SPIKE QUALITY CONTROL REPORT

Analyte	Spike ug/sample	Spike Added	% Recovery	Q
Antimony	59	100	59.0%	N
Arsenic	61	100	61.0%	N
Cadmium	16.0	25.0	64.0%	N
Copper	17.2	25.0	68.8%	N
Lead	60	100	60.0%	N
Mercury	0.086	0.100	86.0%	
Nickel	21.5	25.0	86.0%	
Silver	14.8	25.0	59.2%	N
Zinc	64.4	25.0	258%	N

'Q' codes: N = control limit not met

Control Limits: 80-120%

FORM-VII

ANALYTICAL RESOURCES INCORPORATED

INORGANICS ANALYSIS DATA SHEET
TOTAL METALS
Page 1 of 1

Sample ID: STD REFERENCE
ERA D044540

Lab Sample ID: IH29SRM
LIMS ID: 05-11904
Matrix: Sediment
Data Release Authorized:
Reported: 08/04/05

QC Report No: IH29-Anchor Environmental
Project: KC Former Scott Mill
00010501/T2
Date Sampled: NA
Date Received: NA

Analyte	Analysis Method	Analysis Date	mg/kg-dry	Certified Value	Advisory Range
Antimony	6010B	07/28/05	44	79	5-162
Arsenic	6010B	07/28/05	94	96	76-115
Cadmium	6010B	07/28/05	54.1	54.6	44.5-64.7
Copper	6010B	07/28/05	83.4	83.8	69.0-98.6
Lead	6010B	07/28/05	113	121	98-145
Mercury	7471A	08/02/05	4.79	5.82	3.96-7.68
Nickel	6010B	07/28/05	51	54	44-65
Silver	6010B	07/28/05	101	106	64.9-147
Zinc	6010B	07/28/05	231	243	193-293

*Lower advisory range for antimony is the calculated detection limit.

Calibration Verification

ANALYTICAL RESOURCES INCORPORATED

CLIENT: Anchor Environmental

PROJECT: KC Former Scott Mill

SDG: IH29

UNITS: ug/L

ANALYTE	EL	M	RUN	ICVTV	ICV	%R	CCVTV	CCV1	%R	CCV2	%R	CCV3	%R	CCV4	%R	CCV5	%R
Antimony	SB	ICP	IP072821	2000.0	2033.66	101.7	2000.0	2013.83	100.7	2021.91	101.1	1986.22	99.3	1968.02	98.4	1962.38	98.1
Arsenic	AS	ICP	IP072821	2000.0	1957.40	97.9	2000.0	1954.52	97.7	1950.07	97.5	1936.78	96.8	1919.73	96.0	1913.22	95.7
Cadmium	CD	ICP	IP072821	1000.0	1003.85	100.4	1000.0	1003.54	100.4	996.41	99.6	993.55	99.4	984.27	98.4	976.07	97.6
Copper	CU	ICP	IP072821	1000.0	1050.57	105.1	1000.0	1039.30	103.9	1038.20	103.8	1028.63	102.9	1021.76	102.2	1011.24	101.1
Lead	PB	ICP	IP072821	2000.0	1899.76	95.0	2000.0	1937.48	96.9	1902.54	95.1	1873.44	93.7	1867.02	93.4	1864.23	93.2
Mercury	HG	CVA	HG072202	8.0	7.62	95.3	4.0	4.33	108.3	3.23	80.8	3.48	87.0	3.92	98.0	4.14	103.5
Nickel	NI	ICP	IP072821	1000.0	964.47	96.4	1000.0	937.12	93.7	937.14	93.7	929.04	92.9	923.84	92.4	927.67	92.8
Silver	AG	ICP	IP072821	1000.0	962.50	96.3	1000.0	955.75	95.6	953.56	95.4	948.06	94.8	941.24	94.1	931.54	93.2
Zinc	ZN	ICP	IP072821	1000.0	967.89	96.8	1000.0	943.91	94.4	944.45	94.4	933.02	93.3	935.62	93.6	947.18	94.7

000801

Control Limits: Mercury 80-120; Other Metals 90-110

Calibration Verification

ANALYTICAL RESOURCES INCORPORATED

CLIENT: Anchor Environmental

PROJECT: KC Former Scott Mill

SDG: IH29

UNITS: ug/L

ANALYTE	EL	M	RUN	CCVTV	CCV6	%R	CCV7	%R	CCV8	%R	CCV9	%R	CCV10	%R	CCV11	%R
Antimony	SB	ICP	IP072821	2000.0	1935.68	96.8	1948.97	97.4	1941.96	97.1						
Arsenic	AS	ICP	IP072821	2000.0	1888.89	94.4	1999.94	100.0	1993.33	99.7						
Cadmium	CD	ICP	IP072821	1000.0	969.01	96.9	1013.89	101.4	1010.81	101.1						
Copper	CU	ICP	IP072821	1000.0	1004.88	100.5	1059.31	105.9	1056.55	105.7						
Lead	PB	ICP	IP072821	2000.0	1836.54	91.8	1950.24	97.5	1942.35	97.1						
Mercury	HG	CVA	HG072202	4.0	3.74	93.5	3.42	85.5								
Nickel	NI	ICP	IP072821	1000.0	924.47	92.4	969.88	97.0	971.00	97.1						
Silver	AG	ICP	IP072821	1000.0	925.53	92.6	972.25	97.2	969.28	96.9						
Zinc	ZN	ICP	IP072821	1000.0	942.57	94.3	983.23	98.3	995.45	99.5						

208002

Control Limits: Mercury 80-120; Other Metals 90-110

Calibration Verification

ANALYTICAL RESOURCES INCORPORATED

CLIENT: Anchor Environmental

PROJECT: KC Former Scott Mill

SDG: IH29

UNITS: ug/L

ANALYTE	EL	M	RUN	ICVTV	ICV	%R	CCVTV	CCV1	%R	CCV2	%R	CCV3	%R	CCV4	%R	CCV5	%R
Mercury	HG	CVA	HG080202	8.0	8.42	105.3	4.0	4.02	100.5	4.02	100.5	4.16	104.0	4.12	103.0	4.17	104.3

000803

Control Limits: Mercury 80-120; Other Metals 90-110

Calibration Verification

ANALYTICAL RESOURCES INCORPORATED

CLIENT: Anchor Environmental

PROJECT: KC Former Scott Mill

SDG: IH29

UNITS: ug/L

ANALYTE	EL	M	RUN	CCVTV	CCV6	%R	CCV7	%R	CCV8	%R	CCV9	%R	CCV10	%R	CCV11	%R
Mercury	HG	CVA	HG080202	4.0	4.06	101.5	4.03	100.8	4.24	106.0						

000804

Control Limits: Mercury 80-120; Other Metals 90-110

CRDL Standard

ANALYTICAL RESOURCES INCORPORATED

CLIENT: Anchor Environmental

PROJECT: KC Former Scott Mill

SDG: IH29

UNITS: ug/L

ANALYTE	EL	M	RUN	CRA/I TV	CR-1	%R	CR-2	%R	CR-3	%R	CR-4	%R	CR-5	%R	CR-6	%R
Antimony	SB	ICP	IP072821	100.0	101.17	101.2										
Arsenic	AS	ICP	IP072821	100.0	96.88	96.9										
Cadmium	CD	ICP	IP072821	4.0	3.84	96.0										
Copper	CU	ICP	IP072821	4.0	3.42	85.5										
Lead	PB	ICP	IP072821	40.0	37.53	93.8										
Mercury	HG	CVA	HG072202	0.1	0.07	70.0										
Nickel	NI	ICP	IP072821	20.0	18.80	94.0										
Silver	AG	ICP	IP072821	6.0	5.51	91.8										
Zinc	ZN	ICP	IP072821	12.0	12.08	100.7										

000805

Control Limits: no control limits have been established by the EPA at this time.

CRDL Standard

ANALYTICAL RESOURCES INCORPORATED

CLIENT: Anchor Environmental

PROJECT: KC Former Scott Mill

SDG: IH29

UNITS:ug/L

ANALYTE	EL	M	RUN	CRA/I	TV	CR-1	%R	CR-2	%R	CR-3	%R	CR-4	%R	CR-5	%R	CR-6	%R
Mercury	HG	CVA	HG080202		0.1	0.09	90.0										

908006

Control Limits: no control limits have been established by the EPA at this time.

Calibration Blanks

ANALYTICAL RESOURCES INCORPORATED

CLIENT: Anchor Environmental

PROJECT: KC Former Scott Mill

SDG: IH29

UNITS: ug/L

ANALYTE	EL	METH	RUN	CRDL	IDL	ICB	C	CCB1	C	CCB2	C	CCB3	C	CCB4	C	CCB5	C
Antimony	SB	ICP	IP072821	60.0	50.0	50.0	U	50.0	U	50.0	U	50.0	U	50.0	U	50.0	U
Arsenic	AS	ICP	IP072821	10.0	50.0	50.0	U	50.0	U	50.0	U	50.0	U	50.0	U	50.0	U
Cadmium	CD	ICP	IP072821	5.0	2.0	2.0	U	2.0	U	2.0	U	2.0	U	2.0	U	2.0	U
Copper	CU	ICP	IP072821	25.0	2.0	2.0	U	2.0	U	2.0	U	2.0	U	2.0	U	2.0	U
Lead	PB	ICP	IP072821	3.0	20.0	20.0	U	20.0	U	20.0	U	20.0	U	20.0	U	20.0	U
Mercury	HG	CVA	HG072202	0.2	0.1	0.1	U	0.1	U	0.1	U	0.1	U	0.1	U	0.1	U
Nickel	NI	ICP	IP072821	40.0	10.0	10.0	U	10.0	U	10.0	U	10.0	U	10.0	U	10.0	U
Silver	AG	ICP	IP072821	10.0	3.0	3.0	U	3.0	U	3.0	U	3.0	U	3.0	U	3.0	U
Zinc	ZN	ICP	IP072821	20.0	6.0	6.0	U	6.0	U	6.0	U	6.0	U	6.0	U	6.0	U

000807

Calibration Blanks

ANALYTICAL RESOURCES INCORPORATED

CLIENT: Anchor Environmental

PROJECT: KC Former Scott Mill

SDG: IH29

UNITS:ug/L

ANALYTE	EL	METH	RUN	CRDL	IDL	CCB6	C	CCB7	C	CCB8	C	CCB9	C	CCB10	C	CCB11	C
Antimony	SB	ICP	IP072821	60.0	50.0	50.0	U	50.0	U	50.0	U						
Arsenic	AS	ICP	IP072821	10.0	50.0	50.0	U	50.0	U	50.0	U						
Cadmium	CD	ICP	IP072821	5.0	2.0	2.0	U	2.0	U	2.0	U						
Copper	CU	ICP	IP072821	25.0	2.0	2.0	U	2.0	U	2.0	U						
Lead	PB	ICP	IP072821	3.0	20.0	20.0	U	20.0	U	20.0	U						
Mercury	HG	CVA	HG072202	0.2	0.1	0.1	U	0.1	U								
Nickel	NI	ICP	IP072821	40.0	10.0	10.0	U	10.0	U	10.0	U						
Silver	AG	ICP	IP072821	10.0	3.0	3.0	U	3.0	U	3.0	U						
Zinc	ZN	ICP	IP072821	20.0	6.0	6.0	U	6.0	U	6.0	U						

000808

Calibration Blanks

ANALYTICAL RESOURCES INCORPORATED

CLIENT: Anchor Environmental

PROJECT: KC Former Scott Mill

SDG: IH29

UNITS: ug/L

ANALYTE	EL	METH	RUN	CRDL	IDL	ICB	C	CCB1	C	CCB2	C	CCB3	C	CCB4	C	CCB5	C
Mercury	HG	CVA	HG080202	0.2	0.1	0.1	U	0.1	U	0.1	U	0.1	U	0.1	U	0.1	U

608000

Calibration Blanks

ANALYTICAL RESOURCES INCORPORATED

CLIENT: Anchor Environmental

PROJECT: KC Former Scott Mill

SDG: IH29

UNITS:ug/L

ANALYTE	EL	METH	RUN	CRDL	IDL	CCB6	C	CCB7	C	CCB8	C	CCB9	C	CCB10	C	CCB11	C
Mercury	HG	CVA	HG080202	0.2	0.1	0.1	U	0.1	U	0.1	U						

000810

ICP Interference Check Sample

ANALYTICAL RESOURCES INCORPORATED

CLIENT: Anchor Environmental

PROJECT: KC Former Scott Mill

SDG: IH29

ICS SOURCE: I.V.

RUNID: IP072821

INSTRUMENT ID: OPTIMA ICP 1

UNITS: ug/L

ANALYTE	ICSA TV	ICSAB TV	ICSA1	ICSAB1	%R	ICSA2	ICSAB2	%R	ICSA3	ICSAB3	%R
Aluminum	200000	200000	190327.5	193308.2	**96.7**						
Antimony		1000	25.2	1034.4	**103.4**						
Arsenic		1000	16.5	991.3	**99.1**						
Barium		1000	0.4	945.1	**94.5**						
Beryllium		1000	0.0	965.4	**96.5**						
Boron			2.5	-3.4							
Cadmium		1000	-0.2	995.3	**99.5**						
Calcium	100000	100000	94001.7	96035.3	**96.0**						
Chromium		1000	1.9	946.8	**94.7**						
Cobalt		1000	0.5	926.6	**92.7**						
Copper		1000	-1.1	1054.3	**105.4**						
Iron	200000	200000	192668.6	194339.1	**97.2**						
Lead		1000	13.2	938.7	**93.9**						
Magnesium	100000	100000	96500.4	97133.4	**97.1**						
Manganese		1000	-0.7	943.7	**94.4**						
Molybdenum			1.2	1.2							
Nickel		1000	-2.8	919.0	**91.9**						
Potassium			-130.0	-89.6							
Selenium		1000	-0.2	981.5	**98.2**						
Silicon			14.1	-25.6							
Silver		1000	-1.9	1006.5	**100.7**						
Sodium			20.5	16.1							
Strontium			1.2	1.9							
Thallium		1000	-6.4	926.4	**92.6**						
Tin			-15.3	-13.7							
Titanium			5.5	5.2							
Vanadium		1000	2.2	980.1	**98.0**						
Zinc		1000	1.1	888.6	**88.9**						

000811

IDLs and ICP Linear Ranges

ANALYTICAL RESOURCES INCORPORATED

CLIENT: Anchor Environmental

IDL DATE: 5/1/2005

PROJECT: KC Former Scott Mill

ICP LR DATE: 6/9/2005

SDG: IH29

UNITS: ug/L

ANALYTE	EL	METH	INSTRUMENT	WAVELENTH (nm)	GFA BACK-GROUND	CLP CRDL	RL	ICP LINEAR RANGE (ug/L)
Antimony	SB	ICP	OPTIMA ICP 1	206.84		60	50.0	30000.0
Arsenic	AS	ICP	OPTIMA ICP 1	188.98		10	50.0	30000.0
Cadmium	CD	ICP	OPTIMA ICP 1	228.80		5	2.0	20000.0
Copper	CU	ICP	OPTIMA ICP 1	324.75		25	2.0	40000.0
Lead	PB	ICP	OPTIMA ICP 1	220.35		3	20.0	300000.0
Mercury	HG	CVA	CETAC MERCURY	253.70		0.2	0.1	
Nickel	NI	ICP	OPTIMA ICP 1	231.60		40	10.0	100000.0
Silver	AG	ICP	OPTIMA ICP 1	328.07		10	3.0	5000.0
Zinc	ZN	ICP	OPTIMA ICP 1	206.20		20	6.0	100000.0

ICP Interelement Correction Factors

ANALYTICAL RESOURCES INCORPORATED

CLIENT: Anchor Environmental

PROJECT: KC Former Scott Mill

IEC DATE: 7/25/2005

SDG: IH29

INSTRUMENT ID: OPTIMA ICP 1

ANALYTE	WAVELENGTH	AL	AS	BA	BE	CA	CD	CO	CR	CU	FE
Aluminum	308.22	0.0000000	0.0000000	0.0000000	0.0000000	0.0000000	0.0000000	0.0000000	0.0000000	0.0000000	0.0000000
Antimony	206.84	0.0000000	0.0000000	0.0000000	0.0000000	0.0498267	0.0000000	0.0000000	15.0168000	0.0000000	0.0000000
Arsenic	188.98	0.0849933	0.0000000	0.0000000	0.0000000	0.0951463	0.0000000	0.0000000	0.2743190	0.0000000	0.0000000
Barium	233.53	0.0000000	0.0000000	0.0000000	0.0000000	0.0000000	0.0000000	-0.3208060	0.0000000	0.0000000	0.0685187
Beryllium	313.04	0.0000000	0.0000000	0.0000000	0.0000000	0.0000000	0.0000000	0.0000000	0.0000000	0.0000000	0.0000000
Cadmium	228.80	0.0000000	1.3587000	0.0356022	0.0000000	0.0000000	0.0000000	0.1727580	0.0000000	0.0000000	0.0076984
Calcium	317.93	0.0000000	0.0000000	0.0000000	0.0000000	0.0000000	0.0000000	0.0000000	0.0000000	0.0000000	0.0000000
Chromium	267.72	0.0000000	0.0000000	0.0000000	0.0000000	0.0000000	0.0000000	0.0000000	0.0000000	0.0000000	-0.0768239
Cobalt	228.62	-0.0148386	0.0000000	0.3069340	0.0000000	0.0000000	-0.1357300	0.0000000	0.0000000	0.0000000	0.0172710
Copper	324.75	0.0000000	0.0000000	0.0000000	0.0000000	0.0000000	0.0000000	-0.2335790	-0.0558658	0.0000000	-0.0920550
Iron	273.96	0.0000000	0.0000000	0.0000000	0.0000000	0.0000000	0.0000000	0.0000000	0.8085170	0.0000000	0.0000000
Lead	220.35	-0.1736580	0.0000000	0.0000000	0.0000000	0.0000000	0.0000000	0.0000000	-1.6339200	0.5834790	0.0000000
Magnesium	279.08	0.0000000	0.0000000	0.0000000	0.0000000	0.0000000	0.0000000	-1.1084900	-0.7282560	0.0000000	0.7558240
Manganese	257.61	0.0064746	0.0000000	0.0000000	0.0000000	0.0053245	0.0000000	0.0000000	0.0000000	0.0000000	0.0105531
Molybdenum	202.03	0.0000000	0.0000000	0.0000000	0.0000000	0.0000000	0.0000000	0.0000000	0.0605020	0.0000000	0.0000000
Nickel	231.60	0.0000000	0.0000000	0.0000000	0.0000000	0.0000000	0.0000000	-0.1326430	0.0000000	0.0000000	0.0000000
Potassium	766.49	0.0000000	0.0000000	0.0000000	0.0000000	0.0000000	0.0000000	0.0000000	0.0000000	0.0000000	0.0000000
Selenium	196.03	0.0000000	0.0000000	-0.3005050	0.0000000	0.0000000	0.0000000	0.0000000	0.0000000	0.0000000	-0.1056970
Silicon	288.16	0.0000000	0.0000000	0.0000000	0.0000000	0.0000000	-3.0923900	0.0000000	-2.0435300	0.0000000	0.0000000
Silver	328.07	0.0000000	0.0000000	0.0000000	0.0000000	-0.0066682	0.0000000	0.0000000	0.0000000	0.0000000	-0.0436983
Sodium	589.59	0.0000000	0.0000000	0.0000000	0.0000000	7.2370300	0.0000000	0.0000000	0.0000000	0.0000000	0.0000000
Thallium	190.80	0.0000000	0.0000000	0.0000000	0.0000000	0.0000000	0.0000000	4.0928000	0.3046020	0.0000000	-0.1064280
Tin	189.93	0.0000000	0.0000000	0.0000000	0.0000000	-0.1044500	0.0000000	0.0000000	0.0000000	0.0000000	0.0000000
Titanium	334.90	0.0000000	0.0000000	0.0000000	0.0000000	0.0000000	0.0000000	0.0000000	0.2206230	0.0000000	0.0000000
Vanadium	292.40	0.0000000	0.0000000	0.0000000	0.0000000	0.0000000	0.0000000	0.0000000	-7.5114900	0.0000000	0.0000000
Zinc	206.20	0.0000000	0.0000000	0.0000000	0.0000000	0.0000000	0.0000000	0.0000000	0.3610960	0.0000000	0.0000000

000813

ICP Interelement Correction Factors

ANALYTICAL RESOURCES INCORPORATED

CLIENT: Anchor Environmental

PROJECT: KC Former Scott Mill

IEC DATE: 7/25/2005

SDG: IH29

INSTRUMENT ID: OPTIMA ICP 1

ANALYTE	WAVELENGTH	MG	MN	MO	NI	PB	SB	TI	TL	V	ZN
Aluminum	308.22	0.0000000	0.0000000	18.3895000	0.0000000	0.0000000	0.0000000	0.5972280	0.0000000	16.8766000	0.0000000
Antimony	206.84	0.0000000	0.0000000	0.0000000	-0.2604980	0.0000000	0.0000000	-0.8570400	0.0000000	-3.2990100	0.0000000
Arsenic	188.98	0.0000000	0.0000000	0.5963900	0.0000000	0.0000000	0.0000000	2.0195400	0.0000000	0.0000000	0.0000000
Barium	233.53	0.0000000	0.0000000	0.0000000	0.1512730	0.0000000	0.0000000	0.0000000	0.0000000	0.4780030	0.0000000
Beryllium	313.04	0.0000000	0.0000000	0.0000000	0.0000000	0.0000000	0.0000000	0.0000000	0.0000000	1.6451800	0.0000000
Cadmium	228.80	0.0000000	0.0000000	0.0000000	-0.1984230	0.0000000	0.0000000	0.0000000	0.0000000	0.0000000	0.0000000
Calcium	317.93	0.0000000	0.0000000	0.0000000	0.0000000	0.0000000	0.0000000	0.0000000	0.0000000	0.0000000	0.0000000
Chromium	267.72	0.2966250	0.3690270	0.1720560	0.0000000	0.0000000	0.0000000	0.0917006	0.0000000	0.1321720	0.0000000
Cobalt	228.62	0.0000000	0.0000000	-0.4198490	0.0000000	0.0000000	0.0000000	1.6391100	0.0000000	0.0000000	0.0000000
Copper	324.75	0.0104027	0.0000000	0.6972640	0.0000000	0.0000000	0.0000000	0.2857540	0.0000000	0.0000000	0.0000000
Iron	273.96	0.0000000	0.0000000	0.0000000	0.0000000	0.0000000	0.0000000	0.0000000	0.0000000	1.5617000	0.0000000
Lead	220.35	0.0000000	0.0000000	-0.2876070	-0.1025220	0.0000000	0.0000000	0.0000000	0.0000000	0.0000000	0.0000000
Magnesium	279.08	0.0000000	0.0000000	-2.6711500	0.0000000	0.0000000	0.0000000	0.0000000	0.0000000	0.0000000	0.0000000
Manganese	257.61	0.0123415	0.0000000	0.0000000	0.0000000	-0.1971790	0.0000000	0.0000000	0.0000000	-0.0217985	0.0000000
Molybdenum	202.03	0.0142250	0.0000000	0.0000000	0.0000000	0.0000000	0.0000000	0.0000000	0.0000000	0.0000000	0.0000000
Nickel	231.60	0.0000000	0.0000000	0.0000000	0.0000000	0.0000000	-0.6167610	0.0000000	0.0000000	0.0000000	0.0000000
Potassium	766.49	0.0000000	0.0000000	0.0000000	0.0000000	0.0000000	0.0000000	0.0000000	0.0000000	0.0000000	0.0000000
Selenium	196.03	0.0000000	0.0000000	0.0000000	0.0000000	0.0000000	0.0000000	0.0000000	0.0000000	0.0000000	0.0000000
Silicon	288.16	0.0000000	0.0000000	0.0000000	0.0000000	0.0000000	0.0000000	0.0000000	0.0000000	0.0000000	0.0000000
Silver	328.07	0.0000000	0.1512910	0.0971382	0.0000000	0.0000000	0.0000000	0.0000000	0.0000000	-0.3334450	0.0000000
Sodium	589.59	0.0000000	0.0000000	0.0000000	0.0000000	0.0000000	0.0000000	68.7010000	0.0000000	0.0000000	55.5700000
Thallium	190.80	0.0000000	0.0000000	-4.6337500	0.0000000	0.0000000	0.0000000	0.5975320	0.0000000	2.6070600	0.0000000
Tin	189.93	0.0000000	0.0000000	0.0000000	0.0000000	-0.0585790	-1.6547000	0.1694900	0.0000000	0.0000000	0.0000000
Titanium	334.90	0.0000000	0.0000000	1.1436300	0.0000000	0.0000000	0.0000000	0.0000000	0.0000000	0.0000000	0.0000000
Vanadium	292.40	0.0000000	-0.1528490	-0.8039030	0.0000000	0.0000000	0.0000000	0.5073680	0.0000000	0.0000000	0.0000000
Zinc	206.20	0.0152869	0.0000000	0.1980210	0.0000000	-0.0930365	0.0000000	0.0000000	0.0000000	0.0000000	0.0000000

000814

Preparation Log

ANALYTICAL RESOURCES INCORPORATED

CLIENT: Anchor Environmental

PROJECT: KC Former Scott Mill

SDG: IH29

ANALYSIS METHOD: ICP

ARI PREP CODE: PHN

PREPDATE: 7/20/2005

CLIENT ID	ARI ID	MASS (g)	INITIAL VOLUME (mL)	FINAL VOLUME (mL)
Filter-Wipe-050714	IH29L	0.490	0.0	50.0
Filter-Blank-05071	IH29M	0.493	0.0	50.0
PBS	IH29MB2	1.000	0.0	50.0
LCSS	IH29MB2SPK	1.000	0.0	50.0

Preparation Log

ANALYTICAL RESOURCES INCORPORATED

CLIENT: Anchor Environmental

PROJECT: KC Former Scott Mill

SDG: IH29

ANALYSIS METHOD: CVA

ARI PREP CODE: PHM

PREPDATE: 7/21/2005

CLIENT ID	ARI ID	MASS (g)	INITIAL VOLUME (mL)	FINAL VOLUME (mL)
Filter-Wipe-050714	IH29L	0.490	0.0	50.0
Filter-Blank-05071	IH29M	0.493	0.0	50.0
PBS	IH29MB2	1.000	0.0	50.0
LCSS	IH29MB2SPK	1.000	0.0	50.0

Preparation Log

ANALYTICAL RESOURCES INCORPORATED

CLIENT: Anchor Environmental

PROJECT: KC Former Scott Mill

SDG: IH29

ANALYSIS METHOD: ICP

ARI PREP CODE: SWC

PREPDATE: 7/26/2005

CLIENT ID	ARI ID	MASS (g)	INITIAL VOLUME (mL)	FINAL VOLUME (mL)
AN-RI-SEDC-01A	IH29A	1.009	0.0	50.0
AN-RI-SEDC-01AD	IH29ADUP	1.008	0.0	50.0
AN-RI-SEDC-01AS	IH29ASPK	1.004	0.0	50.0
AN-RI-SEDC-01B	IH29B	1.076	0.0	50.0
AN-RI-SEDC-01C	IH29C	1.039	0.0	50.0
AN-RI-SEDC-03A	IH29D	1.051	0.0	50.0
AN-RI-SEDC-03B	IH29E	1.034	0.0	50.0
AN-RI-SEDC-03C	IH29F	1.087	0.0	50.0
AN-RI-SEDC-04A	IH29G	1.068	0.0	50.0
AN-RI-SEDC-04B	IH29H	1.043	0.0	50.0
AN-RI-SEDC-04C	IH29I	1.053	0.0	50.0
AN-RI-SEDS-05-SS	IH29J	1.058	0.0	50.0
PBS	IH29MB1	1.000	0.0	50.0
LCSS	IH29REF1	1.000	0.0	50.0

Preparation Log

ANALYTICAL RESOURCES INCORPORATED

CLIENT: Anchor Environmental

PROJECT: KC Former Scott Mill

SDG: IH29

ANALYSIS METHOD: CVA

ARI PREP CODE: SMM

PREPDATE: 8/2/2005

CLIENT ID	ARI ID	MASS (g)	INITIAL VOLUME (mL)	FINAL VOLUME (mL)
AN-RI-SEDC-01A	IH29RA	0.210	0.0	100.0
AN-RI-SEDC-01AD	IH29RADUP	0.205	0.0	100.0
AN-RI-SEDC-01AS	IH29RASPK	0.212	0.0	100.0
AN-RI-SEDC-01B	IH29RB	0.214	0.0	100.0
AN-RI-SEDC-01C	IH29RC	0.210	0.0	100.0
AN-RI-SEDC-03A	IH29RD	0.205	0.0	100.0
AN-RI-SEDC-03B	IH29RE	0.200	0.0	100.0
AN-RI-SEDC-03C	IH29RF	0.217	0.0	100.0
AN-RI-SEDC-04A	IH29RG	0.236	0.0	100.0
AN-RI-SEDC-04B	IH29RH	0.207	0.0	100.0
AN-RI-SEDC-04C	IH29RI	0.200	0.0	100.0
AN-RI-SEDS-05-SS	IH29RJ	0.221	0.0	100.0
PBS	IH29RMB3	0.200	0.0	100.0
LCSW-CVA	IH29RREF3	0.206	0.0	100.0

Analysis Run Log

ANALYTICAL RESOURCES INCORPORATED

CLIENT: Anchor Environmental

PROJECT: KC Former Scott Mill | INSTRUMENT ID: OPTIMA ICP 1 | START DATE: 7/28/2005

SDG: IH29 | RUNID: IP072821 | METHOD: ICP | END DATE: 7/28/2005

CLIENT ID	ARI ID	DIL.	TIME	%R	AG	AL	AS	B	BA	BE	CA	CD	CO	CR	CU	FE	HG	K	MG	MN	MO	NA	NI	PB	SB	SE	SI	SN	TI	TL	U	V	ZN
S0	S0	1.00	0825		X		X					X			X								X	X	X								X
S2	S2	1.00	0831									X			X																		
S3	S3	1.00	0835		X		X																X	X									X
S4	S4	1.00	0840																						X								
S5	S5	1.00	0845																														
ICV	ICV	1.00	0903		X		X					X			X								X	X	X								X
ICB	ICB	1.00	0909		X		X					X			X								X	X	X								X
S0	S0	1.00	0918		X		X					X			X								X	X	X								X
CCV	CCV1	1.00	0922		X		X					X			X								X	X	X								X
CCB	CCB1	1.00	0928		X		X					X			X								X	X	X								X
ZZZZZZ	RLSTD	1.00	0934																														
CRI	CRII	1.00	0941		X		X					X			X								X	X	X								X
ICSA	ICSAI	1.00	0947		X		X					X			X								X	X	X								X
ICSAB	ICSABI	1.00	0954		X		X					X			X								X	X	X								X
CCV	CCV2	1.00	1001		X		X					X			X								X	X	X								X
CCB	CCB2	1.00	1007		X		X					X			X								X	X	X								X
ZZZZZZ	IH28MB1	2.00	1012																														
ZZZZZZ	IG84MB1	1.00	1018																														
ZZZZZZ	IG84MB2	1.00	1025																														
ZZZZZZ	IG84B	1.00	1031																														
ZZZZZZ	IG84A	1.00	1038																														
ZZZZZZ	IH28ADUP	2.00	1045																														
ZZZZZZ	IH28A	2.00	1051																														
ZZZZZZ	IH28ASPK	2.00	1058																														
ZZZZZZ	IG84MB2SPK	1.00	1104																														
ZZZZZZ	IG84MB1SPK	1.00	1110																														
CCV	CCV3	1.00	1117		X		X					X			X								X	X	X								X
CCB	CCB3	1.00	1122		X		X					X			X								X	X	X								X
ZZZZZZ	IH28B	2.00	1129																														
ZZZZZZ	IH28C	2.00	1135																														
ZZZZZZ	IH28D	2.00	1141																														
ZZZZZZ	IH28E	2.00	1148																														
ZZZZZZ	IH28F	2.00	1154																														
ZZZZZZ	IH28G	2.00	1201																														
ZZZZZZ	IH28H	2.00	1207																														

FORM XIV

Analysis Run Log

ANALYTICAL RESOURCES INCORPORATED

CLIENT: Anchor Environmental

PROJECT: KC Former Scott Mill | INSTRUMENT ID: OPTIMA ICP 1 | START DATE: 7/28/2005

SDG: IH29 | RUNID: IP072821 | METHOD: ICP | END DATE: 7/28/2005

CLIENT ID	ARI ID	DIL.	TIME	%R	AG	AL	AS	B	BA	BE	CA	CD	CO	CR	CU	FE	HG	K	MG	MN	MO	NA	NI	PB	SB	SE	SI	SN	TI	TL	U	V	ZN
ZZZZZZ	IH28I	2.00	1214																														
ZZZZZZ	IH28J	2.00	1220																														
ZZZZZZ	IH28REF1	2.00	1227																														
CCV	CCV4	1.00	1232		X		X					X			X								X	X	X								X
CCB	CCB4	1.00	1238		X		X					X			X								X	X	X								X
PBS	IH29MB2	1.00	1244		X		X					X			X								X	X	X								X
Filter-Wipe-050714	IH29L	1.00	1251		X		X					X			X								X	X	X								X
Filter-Blank-05071	IH29M	1.00	1257		X		X					X			X								X	X	X								X
ZZZZZZ	IH28K	2.00	1303																														
ZZZZZZ	IH28L	2.00	1310																														
ZZZZZZ	IH28M	2.00	1316																														
ZZZZZZ	IH28N	2.00	1323																														
AN-RI-SEDC-01B	IH29B	2.00	1329		X		X					X			X								X	X	X								X
AN-RI-SEDC-01C	IH29C	2.00	1336		X		X					X			X								X	X	X								X
LCSS	IH29MB2SPK	1.00	1342		X		X					X			X								X	X	X								X
CCV	CCV5	1.00	1349		X		X					X			X								X	X	X								X
CCB	CCB5	1.00	1354		X		X					X			X								X	X	X								X
PBS	IH29MB1	2.00	1400		X		X					X			X								X	X	X								X
AN-RI-SEDC-03A	IH29D	2.00	1407		X		X					X			X								X	X	X								X
AN-RI-SEDC-03B	IH29E	2.00	1413		X		X					X			X								X	X	X								X
AN-RI-SEDC-03C	IH29F	2.00	1419		X		X					X			X								X	X	X								X
AN-RI-SEDC-04A	IH29G	2.00	1426		X		X					X			X								X	X	X								X
AN-RI-SEDC-04B	IH29H	2.00	1432		X		X					X			X								X	X	X								X
AN-RI-SEDC-01AD	IH29ADUP	2.00	1439		X		X					X			X								X	X	X								X
AN-RI-SEDC-01A	IH29A	2.00	1445		X		X					X			X								X	X	X								X
AN-RI-SEDC-01AS	IH29ASPK	2.00	1452		X		X					X			X								X	X	X								X
LCSS	IH29REF1	2.00	1458		X		X					X			X								X	X	X								X
CCV	CCV6	1.00	1503		X		X					X			X								X	X	X								X
CCB	CCB6	1.00	1509		X		X					X			X								X	X	X								X
S2	S2	1.00	1515									X			X																		
S3	S3	1.00	1520		X		X																X	X									X
S5	S5	1.00	1524																														
CCV	CCV7	1.00	1539		X		X					X			X								X	X	X								X
CCB	CCB7	1.00	1544		X		X					X			X								X	X	X								X
PBS	IH29MB2	1.00	1550																														

FORM XIV

Analysis Run Log

ANALYTICAL RESOURCES INCORPORATED

CLIENT: Anchor Environmental

PROJECT: KC Former Scott Mill | INSTRUMENT ID: OPTIMA ICP 1 | START DATE: 7/28/2005

SDG: IH29 | RUNID: IP072821 | METHOD: ICP | END DATE: 7/28/2005

CLIENT ID	ARI ID	DIL.	TIME	%R	AG	AL	AS	B	BA	BE	CA	CD	CO	CR	CU	FE	HG	K	MG	MN	MO	NA	NI	PB	SB	SE	SI	SN	TI	TL	U	V	ZN
Filter-Wipe-050714	IH29L	1.00	1557																														
Filter-Blank-05071	IH29M	1.00	1603																														
AN-RI-SEDC-04C	IH29I	2.00	1610		X		X					X			X								X	X	X								X
AN-RI-SEDS-05-SS	IH29J	2.00	1616		X		X					X			X								X	X	X								X
ZZZZZZ	IH23U	5.00	1623																														
ZZZZZZ	IH23ADUP	5.00	1629																														
ZZZZZZ	IH23A	5.00	1635																														
ZZZZZZ	IH23ASPK	5.00	1642																														
LCSS	IH29MB2SPK	1.00	1647																														
CCV	CCV8	1.00	1654		X		X					X			X								X	X	X								X
CCB	CCB8	1.00	1659		X		X					X			X								X	X	X								X

000821

Analysis Run Log

ANALYTICAL RESOURCES INCORPORATED

CLIENT: Anchor Environmental

PROJECT: KC Former Scott Mill | INSTRUMENT ID: CETAC MERCURY | START DATE: 7/22/2005

SDG: IH29 | RUNID: HG072202 | METHOD: CVA | END DATE: 7/22/2005

CLIENT ID	ARI ID	DIL.	TIME	%R	AG	AL	AS	B	BA	BE	CA	CD	CO	CR	CU	FE	HG	K	MG	MN	MO	NA	NI	PB	SB	SE	SI	SN	TI	TL	U	V	ZN
S0	S0	1.00	1050														X																
S0.1	S0.1	1.00	1051														X																
S0.5	S0.5	1.00	1053														X																
S1	S1	1.00	1054														X																
S2	S2	1.00	1056														X																
S5	S5	1.00	1058														X																
S10	S10	1.00	1059														X																
ICV	AICV	1.00	1103																														
ICV	AICV	1.00	1111																														
ICB	ICB	1.00	1113																														
CCV	ACCV1	1.00	1114														X																
ICV	AICV	1.00	1116														X																
ICB	ICB	1.00	1118														X																
CCV	ACCV1	1.00	1120														X																
CCB	CCB1	1.00	1121														X																
CRA	CRA	1.00	1123														X																
PBS	IH29MB2	1.00	1124																														
LCSS	IH29MB2SPK	1.00	1126																														
Filter-Wipe-050714	IH29L	1.00	1128																														
Filter-Blank-05071	IH29M	1.00	1129																														
CCV	ACCV2	1.00	1131														X																
CCB	CCB2	1.00	1133														X																
ZZZZZZ	IH65MB	1.00	1134																														
ZZZZZZ	IH65A	1.00	1136																														
ZZZZZZ	IH65ADUP	1.00	1138																														
ZZZZZZ	IH65ASPK	1.00	1139																														
ZZZZZZ	IH65B	1.00	1141																														
ZZZZZZ	IH65C	1.00	1142																														
ZZZZZZ	IH65D	1.00	1144																														
ZZZZZZ	IH32MB	1.00	1146																														
ZZZZZZ	IH32MBSPK	1.00	1147																														
ZZZZZZ	IH32A	1.00	1149																														
CCV	ACCV3	1.00	1150														X																
CCB	CCB3	1.00	1152														X																
ZZZZZZ	IH32B	1.00	1154																														

FORM XIV

Analysis Run Log

ANALYTICAL RESOURCES INCORPORATED

CLIENT: Anchor Environmental

PROJECT: KC Former Scott Mill | INSTRUMENT ID: CETAC MERCURY | START DATE: 7/22/2005

SDG: IH29 | RUNID: HG072202 | METHOD: CVA | END DATE: 7/22/2005

CLIENT ID	ARI ID	DIL.	TIME	%R	AG	AL	AS	B	BA	BE	CA	CD	CO	CR	CU	FE	HG	K	MG	MN	MO	NA	NI	PB	SB	SE	SI	SN	TI	TL	U	V	ZN
ZZZZZZ	IH08MB	1.00	1155																														
ZZZZZZ	IH08MBSPK	1.00	1157																														
ZZZZZZ	IH08A	1.00	1159																														
ZZZZZZ	IH06MB1	1.00	1200																														
ZZZZZZ	IH06MB1SPK	1.00	1202																														
ZZZZZZ	IH06A	1.00	1203																														
ZZZZZZ	IH07MB2	1.00	1205																														
ZZZZZZ	IH07MB2SPK	1.00	1207																														
ZZZZZZ	IH07E	1.00	1208																														
CCV	ACCV4	1.00	1210														X																
CCB	CCB4	1.00	1212														X																
ZZZZZZ	IH07F	1.00	1213																														
ZZZZZZ	IH07G	1.00	1215																														
ZZZZZZ	IH07H	1.00	1216																														
ZZZZZZ	IH06MB2	1.00	1218																														
ZZZZZZ	IH06MB2SPK	1.00	1220																														
ZZZZZZ	IH06B	1.00	1221																														
ZZZZZZ	IH07MB1	1.00	1223																														
ZZZZZZ	IH07MB1SPK	1.00	1225																														
ZZZZZZ	IH07A	1.00	1226																														
ZZZZZZ	IH07B	1.00	1228																														
CCV	ACCV5	1.00	1230														X																
CCB	CCB5	1.00	1231														X																
ZZZZZZ	IH07C	1.00	1233																														
ZZZZZZ	IH07D	1.00	1234																														
ZZZZZZ	IH12MB	1.00	1236																														
ZZZZZZ	IH12MBSPK	1.00	1238																														
ZZZZZZ	IH12A	1.00	1239																														
ZZZZZZ	IH66MB	1.00	1241																														
ZZZZZZ	IH66MBSPK	1.00	1243																														
ZZZZZZ	IH66A	1.00	1244																														
ZZZZZZ	IH66B	1.00	1246																														
CCV	ACCV6	1.00	1248														X																
CCB	CCB6	1.00	1250														X																
ZZZZZZ	TEST1-1 LOT	1.00	1251																														

FORM XIV

Analysis Run Log

ANALYTICAL RESOURCES INCORPORATED

CLIENT: Anchor Environmental

PROJECT: KC Former Scott Mill | INSTRUMENT ID: CETAC MERCURY | START DATE: 7/22/2005

SDG: IH29 | RUNID: HG072202 | METHOD: CVA | END DATE: 7/22/2005

CLIENT ID	ARI ID	DIL.	TIME	%R	AG	AL	AS	B	BA	BE	CA	CD	CO	CR	CU	FE	HG	K	MG	MN	MO	NA	NI	PB	SB	SE	SI	SN	TI	TL	U	V	ZN
ZZZZZZ	TEST1-2 LOT	1.00	1253																														
ZZZZZZ	TEST2-1 LOT	1.00	1255																														
ZZZZZZ	TEST2-2 LOT	1.00	1256																														
PBS	IH29MB2	1.00	1258														X																
LCSS	IH29MB2SPK	1.00	1259														X																
Filter-Wipe-050714	IH29L	1.00	1301														X																
Filter-Blank-05071	IH29M	1.00	1303														X																
ZZZZZZ	IH12MB	1.00	1304																														
ZZZZZZ	IH12MBSPK	1.00	1306																														
CCV	ACCV7	1.00	1308														X																
CCB	CCB7	1.00	1310														X																

000824

Analysis Run Log

ANALYTICAL RESOURCES INCORPORATED

CLIENT: Anchor Environmental

PROJECT: KC Former Scott Mill | INSTRUMENT ID: CETAC MERCURY | START DATE: 8/2/2005

SDG: IH29 | RUNID: HG080202 | METHOD: CVA | END DATE: 8/2/2005

CLIENT ID	ARI ID	DIL.	TIME	%R	AG	AL	AS	B	BA	BE	CA	CD	CO	CR	CU	FE	HG	K	MG	MN	MO	NA	NI	PB	SB	SE	SI	SN	TI	TL	U	V	ZN
S0	S0	1.00	0957														X																
S0.1	S0.1	1.00	0959														X																
S0.5	S0.5	1.00	1000														X																
S1	S1	1.00	1002														X																
S2	S2	1.00	1004														X																
S5	S5	1.00	1005														X																
S10	S10	1.00	1007														X																
ICV	AICV	1.00	1033														X																
ICB	ICB	1.00	1034														X																
CCV	ACCV1	1.00	1036														X																
CCB	CCB1	1.00	1037														X																
CRA	CRA	1.00	1039														X																
ZZZZZZ	II01RMB3	1.00	1041																														
ZZZZZZ	II01RREF3	2.00	1042																														
ZZZZZZ	II01RA	1.00	1044																														
ZZZZZZ	II01RADUP	1.00	1045																														
ZZZZZZ	II01RASPK	1.00	1047																														
ZZZZZZ	II01RB	1.00	1049																														
ZZZZZZ	II01RC	1.00	1051																														
ZZZZZZ	II01RF	1.00	1052																														
ZZZZZZ	II01RG	1.00	1054																														
CCV	ACCV2	1.00	1056														X																
CCB	CCB2	1.00	1057														X																
ZZZZZZ	II01RH	1.00	1059																														
ZZZZZZ	II01RI	1.00	1101																														
ZZZZZZ	II01RL	1.00	1102																														
ZZZZZZ	II39RMB2	1.00	1104																														
ZZZZZZ	II39RREF2	2.00	1105																														
ZZZZZZ	II39RB	1.00	1107																														
ZZZZZZ	II39RD	1.00	1109																														
ZZZZZZ	II39RDDUP	1.00	1110																														
ZZZZZZ	II39RDSPK	1.00	1112																														
ZZZZZZ	II39RF	1.00	1114																														
CCV	ACCV3	1.00	1115														X																
CCB	CCB3	1.00	1117														X																

FORM XIV

Analysis Run Log

ANALYTICAL RESOURCES INCORPORATED

CLIENT: Anchor Environmental

PROJECT: KC Former Scott Mill | INSTRUMENT ID: CETAC MERCURY | START DATE: 8/2/2005

SDG: IH29 | RUNID: HG080202 | METHOD: CVA | END DATE: 8/2/2005

CLIENT ID	ARI ID	DIL.	TIME	%R	AG	AL	AS	B	BA	BE	CA	CD	CO	CR	CU	FE	HG	K	MG	MN	MO	NA	NI	PB	SB	SE	SI	SN	TI	TL	U	V	ZN
ZZZZZZ	II67MB1	1.00	1119																														
ZZZZZZ	II67MB1SPK	1.00	1120																														
ZZZZZZ	II67A	1.00	1122																														
ZZZZZZ	II67ADUP	1.00	1123																														
ZZZZZZ	II67ASPK	1.00	1125																														
CCV	ACCV4	1.00	1127														X																
CCB	CCB4	1.00	1128														X																
ZZZZZZ	II66MB	1.00	1130																														
ZZZZZZ	II66MBSPK	1.00	1132																														
ZZZZZZ	II66A	1.00	1133																														
ZZZZZZ	II62MB	1.00	1135																														
ZZZZZZ	II62REF	2.00	1136																														
ZZZZZZ	II62A	1.00	1138																														
ZZZZZZ	II62B	1.00	1140																														
ZZZZZZ	II68MB	1.00	1141																														
ZZZZZZ	II68MBSPK	1.00	1143																														
ZZZZZZ	II68B	1.00	1145																														
CCV	ACCV5	1.00	1146														X																
CCB	CCB5	1.00	1148														X																
ZZZZZZ	II68D	1.00	1150																														
ZZZZZZ	II68F	1.00	1151																														
CCV	ACCV6	1.00	1153														X																
CCB	CCB6	1.00	1155														X																
PBW	IH29RMB3	1.00	1157														X																
LCSW-CVA	IH29RREF3	2.00	1158														X																
AN-RI-SEDC-01A	IH29RA	1.00	1200														X																
AN-RI-SEDC-01AD	IH29RADUP	1.00	1201														X																
AN-RI-SEDC-01AS	IH29RASPK	1.00	1203														X																
AN-RI-SEDC-01B	IH29RB	1.00	1205														X																
AN-RI-SEDC-01C	IH29RC	1.00	1206														X																
AN-RI-SEDC-03A	IH29RD	1.00	1208														X																
AN-RI-SEDC-03B	IH29RE	1.00	1209														X																
AN-RI-SEDC-03C	IH29RF	1.00	1211														X																
CCV	ACCV7	1.00	1213														X																
CCB	CCB7	1.00	1215														X																

FORM XIV

Analysis Run Log

ANALYTICAL RESOURCES INCORPORATED

CLIENT: Anchor Environmental

PROJECT: KC Former Scott Mill | INSTRUMENT ID: CETAC MERCURY | START DATE: 8/2/2005

SDG: IH29 | RUNID: HG080202 | METHOD: CVA | END DATE: 8/2/2005

CLIENT ID	ARI ID	DIL.	TIME	%R	AG	AL	AS	B	BA	BE	CA	CD	CO	CR	CU	FE	HG	K	MG	MN	MO	NA	NI	PB	SB	SE	SI	SN	TI	TL	U	V	ZN
AN-RI-SEDC-04A	IH29RG	1.00	1216														X																
AN-RI-SEDC-04B	IH29RH	1.00	1218														X																
AN-RI-SEDC-04C	IH29RI	1.00	1220														X																
AN-RI-SEDS-05-SS	IH29RJ	1.00	1221														X																
ZZZZZZ	II73MB	1.00	1223																														
ZZZZZZ	II73MBSPK	1.00	1225																														
ZZZZZZ	II73B	1.00	1226																														
ZZZZZZ	II73D	1.00	1228																														
ZZZZZZ	II73F	1.00	1229																														
CCV	ACCV8	1.00	1231														X																
CCB	CCB8	1.00	1233														X																

000827

Metals Analysis
Sample Data

prepared
for

ANCHOR ENVIRONMENTAL

KC FORMER SCOTT MILL , 00010501/T2

ARI JOB NO. IH29

prepared
by

Analytical Resources, Inc.

ANALYTICAL RESOURCES INCORPORATED

INORGANICS ANALYSIS DATA SHEET
TOTAL METALS
Page 1 of 1

Sample ID: AN-RI-SEDC-01A
SAMPLE

Lab Sample ID: IH29A
LIMS ID: 05-11903
Matrix: Sediment
Data Release Authorized:
Reported: 08/04/05

QC Report No: IH29-Anchor Environmental
Project: KC Former Scott Mill
00010501/T2
Date Sampled: 07/15/05
Date Received: 07/18/05

Percent Total Solids: 76.7%

Prep Meth	Prep Date	Analysis Method	Analysis Date	CAS Number	Analyte	RL	mg/kg-dry	Q
3050B	07/26/05	6010B	07/28/05	7440-36-0	Antimony	6	6	U
3050B	07/26/05	6010B	07/28/05	**7440-38-2**	**Arsenic**	6	**6**	
3050B	07/26/05	6010B	07/28/05	**7440-43-9**	**Cadmium**	0.3	**0.8**	
3050B	07/26/05	6010B	07/28/05	**7440-50-8**	**Copper**	0.3	**10.0**	
3050B	07/26/05	6010B	07/28/05	**7439-92-1**	**Lead**	3	**5**	
CLP	08/02/05	7471A	08/02/05	7439-97-6	Mercury	0.06	0.06	U
3050B	07/26/05	6010B	07/28/05	**7440-02-0**	**Nickel**	1	**10**	
3050B	07/26/05	6010B	07/28/05	7440-22-4	Silver	0.4	0.4	U
3050B	07/26/05	6010B	07/28/05	**7440-66-6**	**Zinc**	0.8	**26.6**	

U-Analyte undetected at given RL
RL-Reporting Limit

ANALYTICAL RESOURCES INCORPORATED

INORGANICS ANALYSIS DATA SHEET
TOTAL METALS

Sample ID: AN-RI-SEDC-01B
SAMPLE

Lab Sample ID: IH29B
LIMS ID: 05-11904
Matrix: Sediment
Data Release Authorized:
Reported: 08/04/05

QC Report No: IH29-Anchor Environmental
Project: KC Former Scott Mill
00010501/T2
Date Sampled: 07/15/05
Date Received: 07/18/05

Percent Total Solids: 78.9%

Prep Meth	Prep Date	Analysis Method	Analysis Date	CAS Number	Analyte	RL	mg/kg-dry	Q
3050B	07/26/05	6010B	07/28/05	7440-36-0	Antimony	6	6	U
3050B	07/26/05	6010B	07/28/05	**7440-38-2**	**Arsenic**	6	**7**	
3050B	07/26/05	6010B	07/28/05	**7440-43-9**	**Cadmium**	0.2	**0.5**	
3050B	07/26/05	6010B	07/28/05	**7440-50-8**	**Copper**	0.2	**10.7**	
3050B	07/26/05	6010B	07/28/05	7439-92-1	Lead	2	2	U
CLP	08/02/05	7471A	08/02/05	7439-97-6	Mercury	0.06	0.06	U
3050B	07/26/05	6010B	07/28/05	**7440-02-0**	**Nickel**	1	**11**	
3050B	07/26/05	6010B	07/28/05	7440-22-4	Silver	0.4	0.4	U
3050B	07/26/05	6010B	07/28/05	**7440-66-6**	**Zinc**	0.7	**19.5**	

U-Analyte undetected at given RL
RL-Reporting Limit

ANALYTICAL RESOURCES INCORPORATED

INORGANICS ANALYSIS DATA SHEET
TOTAL METALS
Page 1 of 1

Sample ID: AN-RI-SEDC-01C
SAMPLE

Lab Sample ID: IH29C
LIMS ID: 05-11905
Matrix: Sediment
Data Release Authorized:
Reported: 08/04/05

QC Report No: IH29-Anchor Environmental
Project: KC Former Scott Mill
00010501/T2
Date Sampled: 07/15/05
Date Received: 07/18/05

Percent Total Solids: 79.7%

Prep Meth	Prep Date	Analysis Method	Analysis Date	CAS Number	Analyte	RL	mg/kg-dry	Q
3050B	07/26/05	6010B	07/28/05	7440-36-0	Antimony	6	6	U
3050B	07/26/05	6010B	07/28/05	**7440-38-2**	**Arsenic**	6	**7**	
3050B	07/26/05	6010B	07/28/05	7440-43-9	Cadmium	0.2	0.2	U
3050B	07/26/05	6010B	07/28/05	**7440-50-8**	**Copper**	0.2	**41.1**	
3050B	07/26/05	6010B	07/28/05	**7439-92-1**	**Lead**	2	**6**	
CLP	08/02/05	7471A	08/02/05	7439-97-6	Mercury	0.06	0.06	U
3050B	07/26/05	6010B	07/28/05	**7440-02-0**	**Nickel**	1	**37**	
3050B	07/26/05	6010B	07/28/05	7440-22-4	Silver	0.4	0.4	U
3050B	07/26/05	6010B	07/28/05	**7440-66-6**	**Zinc**	0.7	**62.7**	

U-Analyte undetected at given RL
RL-Reporting Limit

ANALYTICAL RESOURCES INCORPORATED

INORGANICS ANALYSIS DATA SHEET
TOTAL METALS
Page 1 of 1

Sample ID: AN-RI-SEDC-03A
SAMPLE

Lab Sample ID: IH29D
LIMS ID: 05-11906
Matrix: Sediment
Data Release Authorized:
Reported: 08/04/05

QC Report No: IH29-Anchor Environmental
Project: KC Former Scott Mill
00010501/T2
Date Sampled: 07/15/05
Date Received: 07/18/05

Percent Total Solids: 63.1%

Prep Meth	Prep Date	Analysis Method	Analysis Date	CAS Number	Analyte	RL	mg/kg-dry	Q
3050B	07/26/05	6010B	07/28/05	7440-36-0	Antimony	8	8	U
3050B	07/26/05	6010B	07/28/05	7440-38-2	Arsenic	8	8	U
3050B	07/26/05	6010B	07/28/05	**7440-43-9**	**Cadmium**	0.3	**0.5**	
3050B	07/26/05	6010B	07/28/05	**7440-50-8**	**Copper**	0.3	**79.0**	
3050B	07/26/05	6010B	07/28/05	**7439-92-1**	**Lead**	3	**52**	
CLP	08/02/05	7471A	08/02/05	**7439-97-6**	**Mercury**	0.08	**0.21**	
3050B	07/26/05	6010B	07/28/05	**7440-02-0**	**Nickel**	2	**27**	
3050B	07/26/05	6010B	07/28/05	7440-22-4	Silver	0.5	0.5	U
3050B	07/26/05	6010B	07/28/05	**7440-66-6**	**Zinc**	0.9	**43.6**	

U-Analyte undetected at given RL
RL-Reporting Limit

ANALYTICAL RESOURCES INCORPORATED

INORGANICS ANALYSIS DATA SHEET
TOTAL METALS

Sample ID: AN-RI-SEDC-03B
SAMPLE

Lab Sample ID: IH29E
LIMS ID: 05-11907
Matrix: Sediment
Data Release Authorized:
Reported: 08/04/05

QC Report No: IH29-Anchor Environmental
Project: KC Former Scott Mill
00010501/T2
Date Sampled: 07/15/05
Date Received: 07/18/05

Percent Total Solids: 77.0%

Prep Meth	Prep Date	Analysis Method	Analysis Date	CAS Number	Analyte	RL	mg/kg-dry	Q
3050B	07/26/05	6010B	07/28/05	7440-36-0	Antimony	6	6	U
3050B	07/26/05	6010B	07/28/05	**7440-38-2**	**Arsenic**	6	**8**	
3050B	07/26/05	6010B	07/28/05	7440-43-9	Cadmium	0.3	0.3	U
3050B	07/26/05	6010B	07/28/05	**7440-50-8**	**Copper**	0.3	**37.9**	
3050B	07/26/05	6010B	07/28/05	**7439-92-1**	**Lead**	3	**8**	
CLP	08/02/05	7471A	08/02/05	7439-97-6	Mercury	0.06	0.06	U
3050B	07/26/05	6010B	07/28/05	**7440-02-0**	**Nickel**	1	**36**	
3050B	07/26/05	6010B	07/28/05	7440-22-4	Silver	0.4	0.4	U
3050B	07/26/05	6010B	07/28/05	**7440-66-6**	**Zinc**	0.8	**47.8**	

U-Analyte undetected at given RL
RL-Reporting Limit

ANALYTICAL RESOURCES INCORPORATED

INORGANICS ANALYSIS DATA SHEET
TOTAL METALS
Page 1 of 1

Sample ID: AN-RI-SEDC-03C
SAMPLE

Lab Sample ID: IH29F
LIMS ID: 05-11908
Matrix: Sediment
Data Release Authorized:
Reported: 08/04/05

QC Report No: IH29-Anchor Environmental
Project: KC Former Scott Mill
00010501/T2
Date Sampled: 07/15/05
Date Received: 07/18/05

Percent Total Solids: 80.2%

Prep Meth	Prep Date	Analysis Method	Analysis Date	CAS Number	Analyte	RL	mg/kg-dry	Q
3050B	07/26/05	6010B	07/28/05	7440-36-0	Antimony	6	6	U
3050B	07/26/05	6010B	07/28/05	**7440-38-2**	**Arsenic**	6	**8**	
3050B	07/26/05	6010B	07/28/05	7440-43-9	Cadmium	0.2	0.2	U
3050B	07/26/05	6010B	07/28/05	**7440-50-8**	**Copper**	0.2	**37.0**	
3050B	07/26/05	6010B	07/28/05	**7439-92-1**	**Lead**	2	**5**	
CLP	08/02/05	7471A	08/02/05	7439-97-6	Mercury	0.06	0.06	U
3050B	07/26/05	6010B	07/28/05	**7440-02-0**	**Nickel**	1	**43**	
3050B	07/26/05	6010B	07/28/05	7440-22-4	Silver	0.3	0.3	U
3050B	07/26/05	6010B	07/28/05	**7440-66-6**	**Zinc**	0.7	**53.1**	

U-Analyte undetected at given RL
RL-Reporting Limit

ANALYTICAL RESOURCES INCORPORATED

INORGANICS ANALYSIS DATA SHEET
TOTAL METALS
Page 1 of 1

Sample ID: AN-RI-SEDC-04A
SAMPLE

Lab Sample ID: IH29G
LIMS ID: 05-11909
Matrix: Sediment
Data Release Authorized:
Reported: 08/04/05

QC Report No: IH29-Anchor Environmental
Project: KC Former Scott Mill
00010501/T2
Date Sampled: 07/15/05
Date Received: 07/18/05

Percent Total Solids: 63.0%

Prep Meth	Prep Date	Analysis Method	Analysis Date	CAS Number	Analyte	RL	mg/kg-dry	Q
3050B	07/26/05	6010B	07/28/05	7440-36-0	Antimony	7	7	U
3050B	07/26/05	6010B	07/28/05	7440-38-2	Arsenic	7	7	U
3050B	07/26/05	6010B	07/28/05	**7440-43-9**	**Cadmium**	0.3	**0.8**	
3050B	07/26/05	6010B	07/28/05	**7440-50-8**	**Copper**	0.3	**24.0**	
3050B	07/26/05	6010B	07/28/05	**7439-92-1**	**Lead**	3	**6**	
CLP	08/02/05	7471A	08/02/05	**7439-97-6**	**Mercury**	0.07	**0.07**	
3050B	07/26/05	6010B	07/28/05	**7440-02-0**	**Nickel**	1	**14**	
3050B	07/26/05	6010B	07/28/05	7440-22-4	Silver	0.4	0.4	U
3050B	07/26/05	6010B	07/28/05	**7440-66-6**	**Zinc**	0.9	**31.7**	

U-Analyte undetected at given RL
RL-Reporting Limit

ANALYTICAL RESOURCES INCORPORATED

INORGANICS ANALYSIS DATA SHEET
TOTAL METALS

Sample ID: AN-RI-SEDC-04B
SAMPLE

Lab Sample ID: IH29H
LIMS ID: 05-11910
Matrix: Sediment
Data Release Authorized:
Reported: 08/04/05

QC Report No: IH29-Anchor Environmental
Project: KC Former Scott Mill
00010501/T2
Date Sampled: 07/15/05
Date Received: 07/18/05

Percent Total Solids: 62.4%

Prep Meth	Prep Date	Analysis Method	Analysis Date	CAS Number	Analyte	RL	mg/kg-dry	Q
3050B	07/26/05	6010B	07/28/05	7440-36-0	Antimony	8	8	U
3050B	07/26/05	6010B	07/28/05	7440-38-2	Arsenic	8	8	U
3050B	07/26/05	6010B	07/28/05	**7440-43-9**	**Cadmium**	0.3	**1.1**	
3050B	07/26/05	6010B	07/28/05	**7440-50-8**	**Copper**	0.3	**15.3**	
3050B	07/26/05	6010B	07/28/05	**7439-92-1**	**Lead**	3	**4**	
CLP	08/02/05	7471A	08/02/05	7439-97-6	Mercury	0.08	0.08	U
3050B	07/26/05	6010B	07/28/05	**7440-02-0**	**Nickel**	2	**20**	
3050B	07/26/05	6010B	07/28/05	7440-22-4	Silver	0.5	0.5	U
3050B	07/26/05	6010B	07/28/05	**7440-66-6**	**Zinc**	0.9	**40.7**	

U-Analyte undetected at given RL
RL-Reporting Limit

ANALYTICAL RESOURCES INCORPORATED

INORGANICS ANALYSIS DATA SHEET
TOTAL METALS
Page 1 of 1

Sample ID: AN-RI-SEDC-04C
SAMPLE

Lab Sample ID: IH29I
LIMS ID: 05-11911
Matrix: Sediment
Data Release Authorized:
Reported: 08/04/05

QC Report No: IH29-Anchor Environmental
Project: KC Former Scott Mill
00010501/T2
Date Sampled: 07/15/05
Date Received: 07/18/05

Percent Total Solids: 64.0%

Prep Meth	Prep Date	Analysis Method	Analysis Date	CAS Number	Analyte	RL	mg/kg-dry	Q
3050B	07/26/05	6010B	07/28/05	7440-36-0	Antimony	7	7	U
3050B	07/26/05	6010B	07/28/05	**7440-38-2**	**Arsenic**	7	**8**	
3050B	07/26/05	6010B	07/28/05	**7440-43-9**	**Cadmium**	0.3	**0.7**	
3050B	07/26/05	6010B	07/28/05	**7440-50-8**	**Copper**	0.3	**17.4**	
3050B	07/26/05	6010B	07/28/05	**7439-92-1**	**Lead**	3	**4**	
CLP	08/02/05	7471A	08/02/05	7439-97-6	Mercury	0.08	0.08	U
3050B	07/26/05	6010B	07/28/05	**7440-02-0**	**Nickel**	1	**24**	
3050B	07/26/05	6010B	07/28/05	7440-22-4	Silver	0.4	0.4	U
3050B	07/26/05	6010B	07/28/05	**7440-66-6**	**Zinc**	0.9	**44.8**	

U-Analyte undetected at given RL
RL-Reporting Limit

ANALYTICAL RESOURCES INCORPORATED

INORGANICS ANALYSIS DATA SHEET
TOTAL METALS

Sample ID: AN-RI-SEDS-05-SS
SAMPLE

Lab Sample ID: IH29J
LIMS ID: 05-11912
Matrix: Sediment
Data Release Authorized:
Reported: 08/04/05

QC Report No: IH29-Anchor Environmental
Project: KC Former Scott Mill
00010501/T2
Date Sampled: 07/14/05
Date Received: 07/18/05

Percent Total Solids: 71.1%

Prep Meth	Prep Date	Analysis Method	Analysis Date	CAS Number	Analyte	RL	mg/kg-dry	Q
3050B	07/26/05	6010B	07/28/05	7440-36-0	Antimony	7	7	U
3050B	07/26/05	6010B	07/28/05	7440-38-2	Arsenic	7	7	U
3050B	07/26/05	6010B	07/28/05	**7440-43-9**	**Cadmium**	0.3	**0.4**	
3050B	07/26/05	6010B	07/28/05	**7440-50-8**	**Copper**	0.3	**28.5**	
3050B	07/26/05	6010B	07/28/05	**7439-92-1**	**Lead**	3	**10**	
CLP	08/02/05	7471A	08/02/05	7439-97-6	Mercury	0.06	0.06	U
3050B	07/26/05	6010B	07/28/05	**7440-02-0**	**Nickel**	1	**14**	
3050B	07/26/05	6010B	07/28/05	7440-22-4	Silver	0.4	0.4	U
3050B	07/26/05	6010B	07/28/05	**7440-66-6**	**Zinc**	0.8	**31.0**	

U-Analyte undetected at given RL
RL-Reporting Limit

ANALYTICAL RESOURCES INCORPORATED

INORGANICS ANALYSIS DATA SHEET **Sample No: Filter-Wipe-050714**
TOTAL METALS

Lab Sample ID: IH29L
LIMS ID: 05-11914
Matrix: Wipe

QC Report No: IH29-Anchor Environmental
Project: KC Former Scott Mill
00010501/T2
Date Sampled: 07/14/05
Date Received: 07/18/05

Data Release Authorized:
Reported: 08/04/05

Percent Total Solids: 100%

Prep Meth	Prep Date	Analysis Method	Analysis Date	CAS Number	Analyte	RL	ug/sample
6010B	07/20/05	6010B	07/28/05	7440-36-0	Antimony	5	5 U
6010B	07/20/05	6010B	07/28/05	7440-38-2	Arsenic	5	5 U
6010B	07/20/05	6010B	07/28/05	7440-43-9	Cadmium	0.2	0.2 U
6010B	07/20/05	6010B	07/28/05	**7440-50-8**	**Copper**	0.2	**0.8**
6010B	07/20/05	6010B	07/28/05	7439-92-1	Lead	2	2 U
7470A	07/21/05	7470A	07/22/05	7439-97-6	Mercury	0.01	0.01 U
6010B	07/20/05	6010B	07/28/05	7440-02-0	Nickel	1	1 U
6010B	07/20/05	6010B	07/28/05	7440-22-4	Silver	0.3	0.3 U
6010B	07/20/05	6010B	07/28/05	**7440-66-6**	**Zinc**	0.6	**4.3**

U Analyte undetected at given RL

RL Reporting Limit

FORM-I

ANALYTICAL RESOURCES INCORPORATED

INORGANICS ANALYSIS DATA SHEET **Sample No: Filter-Blank-050714**
TOTAL METALS

Lab Sample ID: IH29M
LIMS ID: 05-11915
Matrix: Wipe

QC Report No: IH29-Anchor Environmental
Project: KC Former Scott Mill
00010501/T2
Date Sampled: 07/14/05
Date Received: 07/18/05

Data Release Authorized:
Reported: 08/04/05

Percent Total Solids: 100%

Prep Meth	Prep Date	Analysis Method	Analysis Date	CAS Number	Analyte	RL	ug/sample
6010B	07/20/05	6010B	07/28/05	7440-36-0	Antimony	5	5 U
6010B	07/20/05	6010B	07/28/05	7440-38-2	Arsenic	5	5 U
6010B	07/20/05	6010B	07/28/05	7440-43-9	Cadmium	0.2	0.2 U
6010B	07/20/05	6010B	07/28/05	**7440-50-8**	**Copper**	0.2	**0.5**
6010B	07/20/05	6010B	07/28/05	7439-92-1	Lead	2	2 U
7470A	07/21/05	7470A	07/22/05	7439-97-6	Mercury	0.01	0.01 U
6010B	07/20/05	6010B	07/28/05	7440-02-0	Nickel	1	1 U
6010B	07/20/05	6010B	07/28/05	7440-22-4	Silver	0.3	0.3 U
6010B	07/20/05	6010B	07/28/05	**7440-66-6**	**Zinc**	0.6	**2.3**

U Analyte undetected at given RL

RL Reporting Limit

FORM-I

ANALYTICAL RESOURCES INCORPORATED

INORGANICS ANALYSIS DATA SHEET
TOTAL METALS **Sample ID: METHOD BLANK**

Lab Sample ID: IH29MB
LIMS ID: 05-11904
Matrix: Sediment
Data Release Authorized:
Reported: 08/04/05

QC Report No: IH29-Anchor Environmental
Project: KC Former Scott Mill
00010501/T2
Date Sampled: NA
Date Received: NA

Percent Total Solids: NA

Prep Meth	Prep Date	Analysis Method	Analysis Date	CAS Number	Analyte	RL	mg/kg-dry	Q
3050B	07/26/05	6010B	07/28/05	7440-36-0	Antimony	5	5	U
3050B	07/26/05	6010B	07/28/05	7440-38-2	Arsenic	5	5	U
3050B	07/26/05	6010B	07/28/05	7440-43-9	Cadmium	0.2	0.2	U
3050B	07/26/05	6010B	07/28/05	7440-50-8	Copper	0.2	0.2	U
3050B	07/26/05	6010B	07/28/05	7439-92-1	Lead	2	2	U
CLP	08/02/05	7471A	08/02/05	7439-97-6	Mercury	0.05	0.05	U
3050B	07/26/05	6010B	07/28/05	7440-02-0	Nickel	1	1	U
3050B	07/26/05	6010B	07/28/05	7440-22-4	Silver	0.3	0.3	U
3050B	07/26/05	6010B	07/28/05	7440-66-6	Zinc	0.6	0.6	U

U-Analyte undetected at given RL
RL-Reporting Limit

ANALYTICAL RESOURCES INCORPORATED

INORGANICS ANALYSIS DATA SHEET **Sample No: Method Blank**
TOTAL METALS

Lab Sample ID: IH29MB
LIMS ID: 05-11914
Matrix: Wipe

QC Report No: IH29-Anchor Environmental
Project: KC Former Scott Mill 00010501/T2
Date Sampled: NA
Date Received: NA

Data Release Authorized:
Reported: 08/04/05

Percent Total Solids: NA

Prep Meth	Prep Date	Analysis Method	Analysis Date	CAS Number	Analyte	RL	ug/sample
6010B	07/20/05	6010B	07/28/05	7440-36-0	Antimony	2	2 U
6010B	07/20/05	6010B	07/28/05	7440-38-2	Arsenic	2	2 U
6010B	07/20/05	6010B	07/28/05	7440-43-9	Cadmium	0.1	0.1 U
6010B	07/20/05	6010B	07/28/05	7440-50-8	Copper	0.1	0.1 U
6010B	07/20/05	6010B	07/28/05	7439-92-1	Lead	1	1 U
7470A	07/21/05	7470A	07/22/05	7439-97-6	Mercury	0.005	0.005 U
6010B	07/20/05	6010B	07/28/05	**7440-02-0**	**Nickel**	0.5	**1.4**
6010B	07/20/05	6010B	07/28/05	7440-22-4	Silver	0.2	0.2 U
6010B	07/20/05	6010B	07/28/05	**7440-66-6**	**Zinc**	0.3	**15.2**

U Analyte undetected at given RL

RL Reporting Limit

FORM-I

Metals Analysis
Instrument Raw Data

prepared
for

ANCHOR ENVIRONMENTAL

KC FORMER SCOTT MILL , 00010501/T2

ARI JOB NO. IH29

prepared
by

Analytical Resources, Inc.

OPTIMA ICP SAMPLE RUN LOG

IEC Date: 7-26-05 Analysis Date: 7-28-05 Analyst: HA

LR Date: 7-26-05 Page 1 of 5

All corrections made by analyst unless otherwise noted.

Edit Label	Delete Data	ARI Sample ID	Prep. Code	Dilution	Comments
		PowSC		✓	2182-13
		STD 1			2182-12
		2			2181-12
		3			-13
		4			-14
		5			-15
		ICV			Sn low 2176-14
		ICB			
		STD0			
		CCV 1			Sn low
		CCB1			
		RL STD			
		CRI			
		ICS4			
		ICSAB			
		CCV2			Sn low
		CCB2			
		1H28 MB1	SWC	2	
		1G84 MB1	TWC		
		MB2	DMW		
		B			
		A	TWC		
		1H28 ADup	SWC	2 ✓	
		A			
		A spk		✓	
		1G84 MB2spk	DMW	✓	0.08mL ICPSpk /80mL

OPTIMA ICP SAMPLE RUN LOG

IEC Date: — Analysis Date: 7-28-05 Analyst: M

LR Date: — Page 2 of 5

All corrections made by analyst unless otherwise noted.

Edit Label	Delete Data	ARI Sample ID	Prep. Code	Dilution	Comments
		IG64MB1spk	TWC	✓	
		CCV3			B, Sn low
		CCB3			
		1H28 B	SWC	2	
		C	↓	↓	
		D	↓	↓	
		E	↓	↓	
		F	↓	↓	
		G	↓	↓	
		N	↓	↓	
		I	↓	↓	
		J	↓	↓	
		Ref1	↓	↓	
		CCV4			B, Sn low
		CCB4			
		1H29 MB2	PHN		Recalc to confirm Li 0.03 Zn 0.3 (CAF)
		L	↓		
		M	↓		
		1H28 K	SWC	2	
		L	↓	↓	
		M	↓	↓	
		N	↓	↓	
		1H29 B	↓	↓	
		C	↓	↓	
		MB2spk	PHN		all low except Zn high Li
		CCV5			

OPTIMA ICP SAMPLE RUN LOG

IEC Date: — Analysis Date: 7-28-05 Analyst: M

LR Date: — Page 3 of 5

All corrections made by analyst unless otherwise noted.

Edit Label	Delete Data	ARI Sample ID	Prep. Code	Dilution	Comments
		CCB5			
		IH29 MB1	SWC	2	
		D			
		E			
		F			
		G			
		H			
		ADup		✓	
		A			
		Aspk		✓	Sb 26.5% R
		Ref		✓	
		CCV6			B, Sn low
		CCB6			
		STD 2			
		3			
		5			
		CCV7			Sn low
		CCB7			
	✓	IH29 MB2	PHN		Use previous CAL
		L			
		M			
		1	SWC	2	
		J			
		IH23 4		5	
		ADup		✓	
		A			

OPTIMA ICP SAMPLE RUN LOG

IEC Date: ~ Analysis Date: 7-28-05 Analyst: MT

LR Date: ~ Page 4 of 5

All corrections made by analyst unless otherwise noted. MT 7-29-05

Edit Label	Delete Data	ARI Sample ID	Prep. Code	Dilution	Comments
		1H23 Aspk	SWL	5X	Cu high & R Zn 52
	✓	1H29 MB2spk	PHN		confirms previous
		CCV8			Sn low
		CCB8			END PKG
		1H73 MB	SWL	2	
	✓	1H35 MB	TWL		Zn 0.008 RR
		1G90 MB	WMN		
		↓ A	↓		
		1H35 A	TWL		
	✓	1H73 A	SWL	5	try 2X
		B		2	
		MBspk			✓
		1G90 MBspk	WMN		0.08 mL ICP spk / 8mL
		1H35 MBspk ~~CCV~~	TWL		
		CCV			Sn low
		CCB			
		1H72 MB	WMN		
		B			
		C			
		D			
		E			
		F			
		ADup			
		A			
	✓	Aspk			ER w/HIGHER MN SPK
		MBspk		✓	0.08 mL ICP SPK / 8mL

5/16/06

Nebulizer Parameters: Hg_ReAlign

Analyte	Back Pressure	Flow
All	173.0 kPa	0.50 L/min

==========

7/28/2005 8:13:32 AM Hg ReAlign... Actual peak offset (nm): -0.001
Drift (nm): -0.000 Slit adjustment: 0

==========

==========

Analysis Begun

Start Time: 7/28/2005 8:19:48 AM **Plasma On Time: 7/28/2005 7:29:00 AM**
Logged In Analyst: metals **Technique: ICP Continuous**
Spectrometer Model: Optima 4300 DV, S/N 077N0060101Autosampler Model: AS-93plus

1.29

Sample Information File: C:\pe\Administrator\Sample Information\RLCRISET.sif
Batch ID:
Results Data Set: PE050728
Results Library: C:\pe\Administrator\Results\Results.mdb

==========

Method Loaded
Method Name: ARIIEC5 **Method Last Saved: 7/25/2005 4:57:40 PM**
IEC File: IEC25.iec **MSF File:**
Method Description: 12Axial Elements

Analyte	Calibration Equation	Processing	View	Internal Standard	IEC
Ag 328.068	Lin Thru 0	Peak Area	Axial	ScA 357.253	Yes
Al 308.215	Lin Thru 0	Peak Area	Radial	ScR 361.383	Yes
As 188.979	Lin Thru 0	Peak Area	Axial	ScA 357.253	Yes
B 249.677	Lin Thru 0	Peak Area	Radial	ScR 361.383	Yes
Ba 233.527	Lin Thru 0	Peak Area	Radial	ScR 361.383	Yes
Be 313.042	Lin Thru 0	Peak Area	Radial	ScR 361.383	Yes
Ca 317.933	Lin Thru 0	Peak Area	Radial	ScR 361.383	No
Cd 228.802	Lin Thru 0	Peak Area	Axial	ScA 357.253	Yes
Co 228.616	Lin Thru 0	Peak Area	Axial	ScA 357.253	Yes
Cr 267.716	Lin Thru 0	Peak Area	Radial	ScR 361.383	Yes
Cu 324.752	Lin Thru 0	Peak Area	Axial	ScA 357.253	Yes
Fe 273.955	Lin Thru 0	Peak Area	Radial	ScR 361.383	Yes
K 766.490	Lin Thru 0	Peak Area	Radial	ScR 361.383	No
Mg 279.077	Lin Thru 0	Peak Area	Radial	ScR 361.383	Yes
Mn 257.610	Lin Thru 0	Peak Area	Radial	ScR 361.383	Yes
Mo 202.031	Lin Thru 0	Peak Area	Axial	ScA 357.253	Yes
Na 589.592	Lin Thru 0	Peak Area	Radial	ScR 361.383	No
Na 330.237	Lin Thru 0	Peak Area	Radial	ScR 361.383	Yes
Ni 231.604	Lin Thru 0	Peak Area	Radial	ScR 361.383	Yes
Pb 220.353	Lin Thru 0	Peak Area	Axial	ScA 357.253	Yes
Sb 206.836	Lin Thru 0	Peak Area	Axial	ScA 357.253	Yes
Se 196.026	Lin Thru 0	Peak Area	Axial	ScA 357.253	Yes
Si 288.158	Lin Thru 0	Peak Area	Radial	ScR 361.383	Yes
Sn 189.927	Lin Thru 0	Peak Area	Axial	ScA 357.253	Yes
Sr 421.552	Lin Thru 0	Peak Area	Radial	ScR 361.383	No
Ti 334.903	Lin Thru 0	Peak Area	Radial	ScR 361.383	Yes
Tl 190.801	Lin Thru 0	Peak Area	Axial	ScA 357.253	Yes
V 292.402	Lin Thru 0	Peak Area	Axial	ScA 357.253	Yes
Zn 206.200	Lin Thru 0	Peak Area	Radial	ScR 361.383	Yes
ScA 357.253	Lin, Calc Int	Peak Area	Axial	n/a	n/a
ScR 361.383	Lin, Calc Int	Peak Area	Radial	n/a	n/a

==========

Sequence No.: 14 **Autosampler Location:**
Sample ID: ~~Calib Blank~~ 1 zzzzzz **Date Collected: 7/28/2005 8:19:48 AM**
Analyst: SC **Data Type: Original**
Initial Sample Wt: **Initial Sample Vol:**
Dilution: 2182-13 **Sample Prep Vol:**

Nebulizer Parameters: Calib Blank 1

Analyte	Back Pressure	Flow
All	174.0 kPa	0.50 L/min

Mean Data: Calib Blank 1

Analyte	Mean Corrected Intensity	Std.Dev.	RSD	Conc.	Calib Units
ScA 357.253	1419194.6	3834.02	0.27%	100.0	%
ScR 361.383	142590.7	270.31	0.19%	100.0	%
Ag 328.068†	-533.3	37.68	7.06%	[0.00]	mg/L
Al 308.215†	-68.9	194.31	282.16%	[0.00]	mg/L
As 188.979†	17.5	3.16	18.05%	[0.00]	mg/L
B 249.677†	13.3	7.57	57.11%	[0.00]	mg/L
Ba 233.527†	41.9	4.12	9.84%	[0.00]	mg/L
Be 313.042†	1701.1	7.08	0.42%	[0.00]	mg/L
Ca 317.933†	469.7	19.05	4.06%	[0.00]	mg/L
Cd 228.802†	198.4	6.50	3.27%	[0.00]	mg/L
Co 228.616†	140.7	5.79	4.12%	[0.00]	mg/L
Cr 267.716†	-187.3	2.27	1.21%	[0.00]	mg/L
Cu 324.752†	3127.3	24.67	0.79%	[0.00]	mg/L
Fe 273.955†	84.7	75.44	89.05%	[0.00]	mg/L
K 766.490†	2400.7	82.77	3.45%	[0.00]	mg/L
Mg 279.077†	-441.3	5.52	1.25%	[0.00]	mg/L
Mn 257.610†	518.3	3.28	0.63%	[0.00]	mg/L
Mo 202.031†	3.9	2.43	61.82%	[0.00]	mg/L
Na 589.592†	-1277.4	13.67	1.07%	[0.00]	mg/L
Na 330.237†	-459.8	7.83	1.70%	[0.00]	mg/L
Ni 231.604†	0.4	1.96	558.84%	[0.00]	mg/L
Pb 220.353†	216.3	1.51	0.70%	[0.00]	mg/L
Sb 206.836†	27.8	1.70	6.11%	[0.00]	mg/L
Se 196.026†	-74.3	2.44	3.29%	[0.00]	mg/L
Si 288.158†	-59.3	19.86	33.49%	[0.00]	mg/L
Sn 189.927†	16.1	5.98	37.14%	[0.00]	mg/L
Sr 421.552†	-1479.8	47.17	3.19%	[0.00]	mg/L
Ti 334.903†	-503.7	8.43	1.67%	[0.00]	mg/L
Tl 190.801†	-28.5	4.25	14.89%	[0.00]	mg/L
V 292.402†	-566.2	30.95	5.47%	[0.00]	mg/L
Zn 206.200†	-20.1	0.64	3.19%	[0.00]	mg/L

==========

Analysis Begun

Start Time: 7/28/2005 8:25:07 AM
Plasma On Time: 7/28/2005 7:29:00 AM
Logged In Analyst: metals
Technique: ICP Continuous
Spectrometer Model: Optima 4300 DV, S/N 077N0060101Autosampler Model: AS-93plus

Sample Information File: C:\pe\Administrator\Sample Information\RLCRISET.sif
Batch ID:
Results Data Set: PE050728
Results Library: C:\pe\Administrator\Results\Results.mdb

==========

Sequence No.: 1
Autosampler Location: 1
Sample ID: Calib Blank 1
Date Collected: 7/28/2005 8:25:07 AM
Analyst:
Data Type: Original
Initial Sample Wt:
Initial Sample Vol:
Dilution:
Sample Prep Vol:

Nebulizer Parameters: Calib Blank 1

Analyte	Back Pressure	Flow
All	173.0 kPa	0.50 L/min

Mean Data: Calib Blank 1

Analyte	Mean Corrected Intensity	Std.Dev.	RSD	Conc.	Calib Units
ScA 357.253	1421053.2	1129.97	0.08%	100.0	%
ScR 361.383	146328.4	3616.40	2.47%	100.0	%
Ag 328.068†	-540.4	16.10	2.98%	[0.00]	mg/L
Al 308.215†	-185.9	8.37	4.50%	[0.00]	mg/L
As 188.979†	19.4	3.16	16.25%	[0.00]	mg/L
B 249.677†	9.5	6.53	68.91%	[0.00]	mg/L
Ba 233.527†	43.5	1.03	2.36%	[0.00]	mg/L
Be 313.042†	1710.1	61.44	3.59%	[0.00]	mg/L
Ca 317.933†	609.3	69.90	11.47%	[0.00]	mg/L
Cd 228.802†	195.6	3.63	1.85%	[0.00]	mg/L
Co 228.616†	141.0	4.46	3.16%	[0.00]	mg/L
Cr 267.716†	-184.7	6.04	3.27%	[0.00]	mg/L
Cu 324.752†	3201.8	71.04	2.22%	[0.00]	mg/L
Fe 273.955†	42.8	1.33	3.11%	[0.00]	mg/L
K 766.490†	2445.8	57.14	2.34%	[0.00]	mg/L
Mg 279.077†	-448.6	16.32	3.64%	[0.00]	mg/L
Mn 257.610†	511.5	11.67	2.28%	[0.00]	mg/L
Mo 202.031†	1.8	2.25	126.81%	[0.00]	mg/L
Na 589.592†	-1229.5	75.25	6.12%	[0.00]	mg/L
Na 330.237†	-472.7	18.15	3.84%	[0.00]	mg/L
Ni 231.604†	-1.7	6.68	383.91%	[0.00]	mg/L
Pb 220.353†	217.6	5.52	2.54%	[0.00]	mg/L
Sb 206.836†	29.1	0.66	2.27%	[0.00]	mg/L
Se 196.026†	-74.0	7.48	10.11%	[0.00]	mg/L
Si 288.158†	-69.4	5.99	8.64%	[0.00]	mg/L
Sn 189.927†	13.0	2.58	19.91%	[0.00]	mg/L
Sr 421.552†	-1453.6	80.40	5.53%	[0.00]	mg/L
Ti 334.903†	-496.7	20.63	4.15%	[0.00]	mg/L
Tl 190.801†	-25.3	0.83	3.26%	[0.00]	mg/L
V 292.402†	-577.3	25.59	4.43%	[0.00]	mg/L
Zn 206.200†	-20.3	2.21	10.92%	[0.00]	mg/L

Sequence No.: 2
Sample ID: STD2
Analyst:
Initial Sample Wt:
Dilution:

Autosampler Location: 2
Date Collected: 7/28/2005 8:31:35 AM
Data Type: Original
Initial Sample Vol:
Sample Prep Vol:

Nebulizer Parameters: STD2

Analyte	Back Pressure	Flow
All	174.0 kPa	0.50 L/min

Mean Data: STD2

Analyte	Mean Corrected Intensity	Std.Dev.	RSD	Conc.	Calib Units
ScA 357.253	1412032.6	12866.80	0.91%	99.37	%
ScR 361.383	144362.9	426.27	0.30%	98.66	%
Ba 233.527†	64344.3	148.77	0.23%	[10]	mg/L
Cd 228.802†	382441.6	292.83	0.08%	[10]	mg/L
Co 228.616†	366053.9	511.12	0.14%	[10]	mg/L
Cr 267.716†	103179.1	178.99	0.17%	[10]	mg/L
Cu 324.752†	2529607.5	2136.58	0.08%	[10]	mg/L
Mn 257.610†	501560.3	882.40	0.18%	[10]	mg/L
V 292.402†	2560900.7	2610.21	0.10%	[10]	mg/L

Sequence No.: 3
Sample ID: STD3
Analyst:
Initial Sample Wt:
Dilution:

Autosampler Location: 3
Date Collected: 7/28/2005 8:35:47 AM
Data Type: Original
Initial Sample Vol:
Sample Prep Vol:

Nebulizer Parameters: STD3

Analyte	Back Pressure	Flow
All	174.0 kPa	0.50 L/min

Mean Data: STD3

Analyte	Mean Corrected Intensity	Std.Dev.	RSD	Conc.	Calib Units
ScA 357.253	1409240.7	11960.97	0.85%	99.17	%
ScR 361.383	143181.1	559.45	0.39%	97.85	%
Ag 328.068†	316530.0	1125.65	0.36%	[1.0]	mg/L
As 188.979†	11203.3	27.85	0.25%	[10]	mg/L
B 249.677†	63524.7	206.30	0.32%	[10]	mg/L
Be 313.042†	4125664.0	7197.77	0.17%	[5.0]	mg/L
Na 589.592†	339062.3	950.87	0.28%	[50]	mg/L
Ni 231.604†	43902.6	102.44	0.23%	[10]	mg/L
Pb 220.353†	95988.7	262.73	0.27%	[10]	mg/L
Se 196.026†	16111.7	98.30	0.61%	[10]	mg/L
Sr 421.552†	3487202.6	8430.87	0.24%	[5]	mg/L
Tl 190.801†	11989.5	59.18	0.49%	[10]	mg/L
Zn 206.200†	34607.0	118.63	0.34%	[10]	mg/L

Sequence No.: 4
Sample ID: STD4
Analyst:
Initial Sample Wt:
Dilution:

Autosampler Location: 4
Date Collected: 7/28/2005 8:40:30 AM
Data Type: Original
Initial Sample Vol:
Sample Prep Vol:

Nebulizer Parameters: STD4

Analyte	Back Pressure	Flow
All	173.0 kPa	0.50 L/min

Mean Data: STD4

Analyte	Mean Corrected Intensity	Std.Dev.	RSD	Conc.	Calib Units
ScA 357.253	1423391.8	9778.26	0.69%	100.2	%
ScR 361.383	145111.6	436.28	0.30%	99.17	%
Mo 202.031†	122846.4	1586.98	1.29%	[10]	mg/L
Sb 206.836†	13928.3	134.83	0.97%	[10]	mg/L
Si 288.158†	19306.5	57.37	0.30%	[10]	mg/L
Sn 189.927†	45716.7	406.13	0.89%	[10]	mg/L
Ti 334.903†	272928.1	1355.02	0.50%	[10]	mg/L

Sequence No.: 5
Sample ID: STD5
Analyst:
Initial Sample Wt:
Dilution:

Autosampler Location: 5
Date Collected: 7/28/2005 8:45:07 AM
Data Type: Original
Initial Sample Vol:
Sample Prep Vol:

Nebulizer Parameters: STD5

Analyte	Back Pressure	Flow
All	173.0 kPa	0.50 L/min

Mean Data: STD5

Analyte	Mean Corrected Intensity	Std.Dev.	RSD	Calib Conc.	Units
ScA 357.253	1398780.7	5645.54	0.40%	98.43	%
ScR 361.383	143486.5	1654.89	1.15%	98.06	%
Al 308.215†	54789.8	262.79	0.48%	[30]	mg/L
Ca 317.933†	625894.9	9214.90	1.47%	[30]	mg/L
Fe 273.955†	155506.3	783.97	0.50%	[100]	mg/L
K 766.490†	118304.0	1364.18	1.15%	[100]	mg/L
Mg 279.077†	54203.0	269.84	0.50%	[30]	mg/L
Na 330.237†	3729.8	26.61	0.71%	[100]	mg/L

Calibration Summary

Analyte	Stds.	Equation	Intercept	Slope	Curvature	Corr. Coef.	Reslope
Ag 328.068	1	Lin Thru 0	0.0	316500	0.00000	1.000000	
Al 308.215	1	Lin Thru 0	0.0	1826	0.00000	1.000000	
As 188.979	1	Lin Thru 0	0.0	1120	0.00000	1.000000	
B 249.677	1	Lin Thru 0	0.0	6352	0.00000	1.000000	
Ba 233.527	1	Lin Thru 0	0.0	6434	0.00000	1.000000	
Be 313.042	1	Lin Thru 0	0.0	825100	0.00000	1.000000	
Ca 317.933	1	Lin Thru 0	0.0	20860	0.00000	1.000000	
Cd 228.802	1	Lin Thru 0	0.0	38240	0.00000	1.000000	
Co 228.616	1	Lin Thru 0	0.0	36610	0.00000	1.000000	
Cr 267.716	1	Lin Thru 0	0.0	10320	0.00000	1.000000	
Cu 324.752	1	Lin Thru 0	0.0	253000	0.00000	1.000000	
Fe 273.955	1	Lin Thru 0	0.0	1555	0.00000	1.000000	
K 766.490	1	Lin Thru 0	0.0	1183	0.00000	1.000000	
Mg 279.077	1	Lin Thru 0	0.0	1807	0.00000	1.000000	
Mn 257.610	1	Lin Thru 0	0.0	50160	0.00000	1.000000	
Mo 202.031	1	Lin Thru 0	0.0	12280	0.00000	1.000000	
Na 589.592	1	Lin Thru 0	0.0	6781	0.00000	1.000000	
Na 330.237	1	Lin Thru 0	0.0	37.30	0.00000	1.000000	
Ni 231.604	1	Lin Thru 0	0.0	4390	0.00000	1.000000	
Pb 220.353	1	Lin Thru 0	0.0	9599	0.00000	1.000000	
Sb 206.836	1	Lin Thru 0	0.0	1393	0.00000	1.000000	
Se 196.026	1	Lin Thru 0	0.0	1611	0.00000	1.000000	
Si 288.158	1	Lin Thru 0	0.0	1931	0.00000	1.000000	
Sn 189.927	1	Lin Thru 0	0.0	4572	0.00000	1.000000	
Sr 421.552	1	Lin Thru 0	0.0	697400	0.00000	1.000000	
Ti 334.903	1	Lin Thru 0	0.0	27290	0.00000	1.000000	
Tl 190.801	1	Lin Thru 0	0.0	1199	0.00000	1.000000	
V 292.402	1	Lin Thru 0	0.0	256100	0.00000	1.000000	
Zn 206.200	1	Lin Thru 0	0.0	3461	0.00000	1.000000	

Nebulizer Parameters: Hg_ReAlign

Analyte	Back Pressure	Flow
All	174.0 kPa	0.50 L/min

7/28/2005 9:01:27 AM Hg ReAlign... Actual peak offset (nm): -0.001
Drift (nm): -0.000 Slit adjustment: 0

Analysis Begun

Start Time: 7/28/2005 9:03:39 AM **Plasma On Time: 7/28/2005 7:29:00 AM**
Logged In Analyst: metals **Technique: ICP Continuous**
Spectrometer Model: Optima 4300 DV, S/N 077N0060101Autosampler Model: AS-93plus

Sample Information File: C:\pe\Administrator\Sample Information\RLCRISET.sif
Batch ID:
Results Data Set: PE050728
Results Library: C:\pe\Administrator\Results\Results.mdb

Sequence No.: 1 **Autosampler Location: 7**
Sample ID: CV **Date Collected: 7/28/2005 9:03:39 AM**
Analyst: **Data Type: Original**
Initial Sample Wt: **Initial Sample Vol:**
Dilution: 1X **Sample Prep Vol:**

Nebulizer Parameters: CV

Analyte	Back Pressure	Flow
All	173.0 kPa	0.50 L/min

Mean Data: CV

Analyte	Mean Corrected Intensity	Calib Conc.	Calib Units	Calib Std.Dev.	Sample Conc.	Sample Units	Sample Std.Dev.	RSD
ScA 357.253	1417942.7	99.78	%	0.547				0.55%
ScR 361.383	145731.2	99.59	%	0.527				0.53%
Ag 328.068†	304599.9	0.9625	mg/L	0.00222	0.9625	mg/L	0.00222	0.23%
Al 308.215†	3567.8	1.919	mg/L	0.0057	1.919	mg/L	0.0057	0.29%
As 188.979†	2196.5	1.957	mg/L	0.0199	1.957	mg/L	0.0199	1.02%
B 249.677†	5906.4	0.9325	mg/L	0.00156	0.9325	mg/L	0.00156	0.17%
Ba 233.527†	6217.0	0.9658	mg/L	0.00274	0.9658	mg/L	0.00274	0.28%
Be 313.042†	771434.9	0.9333	mg/L	0.00280	0.9333	mg/L	0.00280	0.30%
Ca 317.933†	39920.0	1.913	mg/L	0.0068	1.913	mg/L	0.0068	0.35%
Cd 228.802†	38493.7	1.004	mg/L	0.0010	1.004	mg/L	0.0010	0.10%
Co 228.616†	35214.4	0.9605	mg/L	0.00166	0.9605	mg/L	0.00166	0.17%
Cr 267.716†	10002.8	0.9683	mg/L	0.00460	0.9683	mg/L	0.00460	0.47%
Cu 324.752†	265880.2	1.051	mg/L	0.0022	1.051	mg/L	0.0022	0.21%
Fe 273.955†	3141.7	2.018	mg/L	0.0101	2.018	mg/L	0.0101	0.50%
K 766.490†	23099.3	19.53	mg/L	0.097	19.53	mg/L	0.097	0.50%
Mg 279.077†	3489.4	1.934	mg/L	0.0149	1.934	mg/L	0.0149	0.77%
Mn 257.610†	47717.2	0.9517	mg/L	0.00357	0.9517	mg/L	0.00357	0.38%
Mo 202.031†	11822.7	0.9623	mg/L	0.00500	0.9623	mg/L	0.00500	0.52%
Na 589.592†	323196.8	47.66	mg/L	0.141	47.66	mg/L	0.141	0.30%
Na 330.237†	1848.2	49.55	mg/L	0.164	49.55	mg/L	0.164	0.33%
Ni 231.604†	4228.2	0.9645	mg/L	0.00646	0.9645	mg/L	0.00646	0.67%
Pb 220.353†	18219.3	1.900	mg/L	0.0107	1.900	mg/L	0.0107	0.56%
Sb 206.836†	2834.6	2.034	mg/L	0.0122	2.034	mg/L	0.0122	0.60%
Se 196.026†	3107.3	1.929	mg/L	0.0167	1.929	mg/L	0.0167	0.87%
Si 288.158†	3990.3	2.069	mg/L	0.0019	2.069	mg/L	0.0019	0.09%
Sn 189.927†	4028.3	0.8847	mg/L	0.00808	0.8847	mg/L	0.00808	0.91%
Sr 421.552†	652626.9	0.9357	mg/L	0.00296	0.9357	mg/L	0.00296	0.32%
Ti 334.903†	26440.4	0.9675	mg/L	0.00416	0.9675	mg/L	0.00416	0.43%
Tl 190.801†	2268.5	1.889	mg/L	0.0186	1.889	mg/L	0.0186	0.99%
V 292.402†	250036.9	0.9841	mg/L	0.00146	0.9841	mg/L	0.00146	0.15%
Zn 206.200†	3350.9	0.9679	mg/L	0.00611	0.9679	mg/L	0.00611	0.63%

Sequence No.: 2
Sample ID: CB
Analyst:
Initial Sample Wt:
Dilution: 1X

Autosampler Location: 1
Date Collected: 7/28/2005 9:09:05 AM
Data Type: Original
Initial Sample Vol:
Sample Prep Vol:

Nebulizer Parameters: CB

Analyte	Back Pressure	Flow
All	174.0 kPa	0.50 L/min

Mean Data: CB

Analyte	Mean Corrected Intensity	Calib Conc.	Calib Units	Calib Std.Dev.	Sample Conc.	Sample Units	Sample Std.Dev.	RSD
ScA 357.253	1417869.4	99.78	%	0.634				0.63%
ScR 361.383	146380.4	100.0	%	0.10				0.10%
Ag 328.068†	132.2	0.00042	mg/L	0.000285	0.00042	mg/L	0.000285	68.31%
Al 308.215†	2.4	0.00127	mg/L	0.002222	0.00127	mg/L	0.002222	174.64%
As 188.979†	5.4	0.00485	mg/L	0.001529	0.00485	mg/L	0.001529	31.57%
B 249.677†	57.4	0.00905	mg/L	0.000821	0.00905	mg/L	0.000821	9.08%
Ba 233.527†	4.3	0.00067	mg/L	0.000511	0.00067	mg/L	0.000511	75.94%
Be 313.042†	434.2	0.00053	mg/L	0.000147	0.00053	mg/L	0.000147	27.92%
Ca 317.933†	43.1	0.00207	mg/L	0.001308	0.00207	mg/L	0.001308	63.27%
Cd 228.802†	11.0	0.00028	mg/L	0.000079	0.00028	mg/L	0.000079	28.18%
Co 228.616†	5.7	0.00016	mg/L	0.000161	0.00016	mg/L	0.000161	102.96%
Cr 267.716†	13.4	0.00130	mg/L	0.001369	0.00130	mg/L	0.001369	105.45%
Cu 324.752†	501.0	0.00198	mg/L	0.000098	0.00198	mg/L	0.000098	4.95%
Fe 273.955†	4.1	0.00265	mg/L	0.001302	0.00265	mg/L	0.001302	49.10%
K 766.490†	-96.4	-0.08152	mg/L	0.009250	-0.08152	mg/L	0.009250	11.35%
Mg 279.077†	9.5	0.00525	mg/L	0.003064	0.00525	mg/L	0.003064	58.34%
Mn 257.610†	27.9	0.00056	mg/L	0.000135	0.00056	mg/L	0.000135	24.23%
Mo 202.031†	11.7	0.00095	mg/L	0.000294	0.00095	mg/L	0.000294	30.90%
Na 589.592†	322.0	0.04749	mg/L	0.012109	0.04749	mg/L	0.012109	25.50%
Na 330.237†	11.2	0.3014	mg/L	0.32619	0.3014	mg/L	0.32619	108.23%
Ni 231.604†	10.9	0.00248	mg/L	0.001658	0.00248	mg/L	0.001658	66.97%
Pb 220.353†	7.0	0.00073	mg/L	0.000251	0.00073	mg/L	0.000251	34.30%
Sb 206.836†	2.4	0.00175	mg/L	0.001951	0.00175	mg/L	0.001951	111.34%
Se 196.026†	3.3	0.00203	mg/L	0.002814	0.00203	mg/L	0.002814	138.39%
Si 288.158†	5.7	0.00296	mg/L	0.004074	0.00296	mg/L	0.004074	137.51%
Sn 189.927†	9.3	0.00204	mg/L	0.000284	0.00204	mg/L	0.000284	13.94%
Sr 421.552†	352.7	0.00051	mg/L	0.000172	0.00051	mg/L	0.000172	34.03%
Ti 334.903†	5.5	0.00020	mg/L	0.000754	0.00020	mg/L	0.000754	374.88%
Tl 190.801†	0.2	0.00014	mg/L	0.002577	0.00014	mg/L	0.002577	>999.9%
V 292.402†	79.2	0.00032	mg/L	0.000167	0.00032	mg/L	0.000167	52.15%
Zn 206.200†	1.8	0.00051	mg/L	0.000195	0.00051	mg/L	0.000195	38.13%

Analysis Begun

Start Time: 7/28/2005 9:18:20 AM
Logged In Analyst: metals
Spectrometer Model: Optima 4300 DV, S/N 077N0060101
Plasma On Time: 7/28/2005 7:29:00 AM
Technique: ICP Continuous
Autosampler Model: AS-93plus

Sample Information File: C:\pe\Administrator\Sample Information\RLCRISET.sif
Batch ID:
Results Data Set: PE050728
Results Library: C:\pe\Administrator\Results\Results.mdb

Sequence No.: 9
Sample ID: Calib Blank 1
Analyst:
Initial Sample Wt:
Dilution:
Autosampler Location:
Date Collected: 7/28/2005 9:18:20 AM
Data Type: Original
Initial Sample Vol:
Sample Prep Vol:

Nebulizer Parameters: Calib Blank 1

Analyte	Back Pressure	Flow
All	174.0 kPa	0.50 L/min

Mean Data: Calib Blank 1

Analyte	Mean Corrected Intensity	Std.Dev.	RSD	Conc.	Calib Units
ScA 357.253	1416023.4	6269.98	0.44%	99.65	%
ScR 361.383	147643.7	983.42	0.67%	100.9	%
Ag 328.068†	-487.9	2.40	0.49%	[0.00]	mg/L
Al 308.215†	-181.8	1.20	0.66%	[0.00]	mg/L
As 188.979†	22.6	1.62	7.15%	[0.00]	mg/L
B 249.677†	41.0	2.09	5.08%	[0.00]	mg/L
Ba 233.527†	45.0	2.58	5.74%	[0.00]	mg/L
Be 313.042†	1694.8	18.47	1.09%	[0.00]	mg/L
Ca 317.933†	550.7	24.13	4.38%	[0.00]	mg/L
Cd 228.802†	197.4	1.96	0.99%	[0.00]	mg/L
Co 228.616†	139.3	2.74	1.97%	[0.00]	mg/L
Cr 267.716†	-179.1	7.71	4.30%	[0.00]	mg/L
Cu 324.752†	3484.2	75.93	2.18%	[0.00]	mg/L
Fe 273.955†	40.9	2.89	7.08%	[0.00]	mg/L
K 766.490†	2389.2	26.60	1.11%	[0.00]	mg/L
Mg 279.077†	-438.2	4.70	1.07%	[0.00]	mg/L
Mn 257.610†	509.3	0.29	0.06%	[0.00]	mg/L
Mo 202.031†	5.2	2.08	39.81%	[0.00]	mg/L
Na 589.592†	-1220.2	28.20	2.31%	[0.00]	mg/L
Na 330.237†	-460.4	8.34	1.81%	[0.00]	mg/L
Ni 231.604†	5.2	4.73	90.97%	[0.00]	mg/L
Pb 220.353†	214.2	1.23	0.57%	[0.00]	mg/L
Sb 206.836†	27.7	1.41	5.09%	[0.00]	mg/L
Se 196.026†	-71.3	5.27	7.39%	[0.00]	mg/L
Si 288.158†	-61.6	5.74	9.32%	[0.00]	mg/L
Sn 189.927†	22.7	1.37	6.04%	[0.00]	mg/L
Sr 421.552†	-1429.7	76.19	5.33%	[0.00]	mg/L
Ti 334.903†	-515.2	10.25	1.99%	[0.00]	mg/L
Tl 190.801†	-26.1	2.12	8.09%	[0.00]	mg/L
V 292.402†	-569.6	14.61	2.57%	[0.00]	mg/L
Zn 206.200†	-21.9	3.26	14.90%	[0.00]	mg/L

Analysis Begun

Start Time: 7/28/2005 9:22:52 AM
Logged In Analyst: metals
Spectrometer Model: Optima 4300 DV, S/N 077N0060101
Plasma On Time: 7/28/2005 7:29:00 AM
Technique: ICP Continuous
Autosampler Model: AS-93plus

Sample Information File: C:\pe\Administrator\Sample Information\RLCRISET.sif
Batch ID:
Results Data Set: PE050728
Results Library: C:\pe\Administrator\Results\Results.mdb

Sequence No.: 1
Sample ID: CV
Analyst:
Initial Sample Wt:
Dilution: 1X
Autosampler Location: 7
Date Collected: 7/28/2005 9:22:52 AM
Data Type: Original
Initial Sample Vol:
Sample Prep Vol:

Nebulizer Parameters: CV

Analyte	Back Pressure	Flow
All	174.0 kPa	0.50 L/min

Mean Data: CV

Analyte	Mean Corrected Intensity	Calib Conc.	Calib Units	Std.Dev.	Sample Conc.	Sample Units	Std.Dev.	RSD
ScA 357.253	1412807.1	99.42	%	0.860				0.86%
ScR 361.383	149189.6	102.0	%	0.89				0.87%
Ag 328.068†	302465.8	0.9558	mg/L	0.00561	0.9558	mg/L	0.00561	0.59%
Al 308.215†	3474.0	1.867	mg/L	0.0124	1.867	mg/L	0.0124	0.67%
As 188.979†	2193.2	1.955	mg/L	0.0185	1.955	mg/L	0.0185	0.95%
B 249.677†	5736.2	0.9057	mg/L	0.01240	0.9057	mg/L	0.01240	1.37%
Ba 233.527†	6107.2	0.9487	mg/L	0.00681	0.9487	mg/L	0.00681	0.72%
Be 313.042†	749378.7	0.9066	mg/L	0.00277	0.9066	mg/L	0.00277	0.31%
Ca 317.933†	38981.9	1.868	mg/L	0.0122	1.868	mg/L	0.0122	0.66%
Cd 228.802†	38482.0	1.004	mg/L	0.0046	1.004	mg/L	0.0046	0.46%
Co 228.616†	35285.6	0.9625	mg/L	0.00472	0.9625	mg/L	0.00472	0.49%
Cr 267.716†	9762.8	0.9451	mg/L	0.00775	0.9451	mg/L	0.00775	0.82%
Cu 324.752†	263032.5	1.039	mg/L	0.0052	1.039	mg/L	0.0052	0.50%
Fe 273.955†	3040.9	1.953	mg/L	0.0191	1.953	mg/L	0.0191	0.98%
K 766.490†	22292.7	18.84	mg/L	0.104	18.84	mg/L	0.104	0.55%
Mg 279.077†	3484.7	1.932	mg/L	0.0095	1.932	mg/L	0.0095	0.49%
Mn 257.610†	46614.3	0.9297	mg/L	0.00705	0.9297	mg/L	0.00705	0.76%
Mo 202.031†	12073.3	0.9827	mg/L	0.00451	0.9827	mg/L	0.00451	0.46%
Na 589.592†	314521.1	46.38	mg/L	0.209	46.38	mg/L	0.209	0.45%
Na 330.237†	1819.0	48.77	mg/L	0.139	48.77	mg/L	0.139	0.29%
Ni 231.604†	4108.2	0.9371	mg/L	0.00748	0.9371	mg/L	0.00748	0.80%
Pb 220.353†	18581.8	1.937	mg/L	0.0087	1.937	mg/L	0.0087	0.45%
Sb 206.836†	2806.6	2.014	mg/L	0.0172	2.014	mg/L	0.0172	0.85%
Se 196.026†	3101.5	1.925	mg/L	0.0222	1.925	mg/L	0.0222	1.15%
Si 288.158†	3885.9	2.015	mg/L	0.0160	2.015	mg/L	0.0160	0.80%
Sn 189.927†	4014.6	0.8816	mg/L	0.00924	0.8816	mg/L	0.00924	1.05%
Sr 421.552†	635095.9	0.9106	mg/L	0.00292	0.9106	mg/L	0.00292	0.32%
Ti 334.903†	25924.5	0.9485	mg/L	0.00335	0.9485	mg/L	0.00335	0.35%
Tl 190.801†	2277.1	1.897	mg/L	0.0187	1.897	mg/L	0.0187	0.98%
V 292.402†	247898.9	0.9756	mg/L	0.00492	0.9756	mg/L	0.00492	0.50%
Zn 206.200†	3267.9	0.9439	mg/L	0.01168	0.9439	mg/L	0.01168	1.24%

Sequence No.: 2
Sample ID: CB
Analyst:
Initial Sample Wt:
Dilution: 1X

Autosampler Location: 1
Date Collected: 7/28/2005 9:28:31 AM
Data Type: Original
Initial Sample Vol:
Sample Prep Vol:

Nebulizer Parameters: CB

Analyte	Back Pressure	Flow
All	174.0 kPa	0.50 L/min

Mean Data: CB

Analyte	Mean Corrected Intensity	Calib Conc.	Calib Units	Calib Std.Dev.	Sample Conc.	Sample Units	Sample Std.Dev.	RSD
ScA 357.253	1424290.9	100.2	%	0.77				0.77%
ScR 361.383	146528.3	100.1	%	0.01				0.01%
Ag 328.068†	94.5	0.00030	mg/L	0.000138	0.00030	mg/L	0.000138	46.03%
Al 308.215†	2.2	0.00117	mg/L	0.006381	0.00117	mg/L	0.006381	543.72%
As 188.979†	0.2	0.00014	mg/L	0.004065	0.00014	mg/L	0.004065	>999.9%
B 249.677†	8.8	0.00138	mg/L	0.000408	0.00138	mg/L	0.000408	29.49%
Ba 233.527†	3.9	0.00061	mg/L	0.000388	0.00061	mg/L	0.000388	63.58%
Be 313.042†	468.7	0.00057	mg/L	0.000139	0.00057	mg/L	0.000139	24.43%
Ca 317.933†	78.2	0.00375	mg/L	0.002222	0.00375	mg/L	0.002222	59.31%
Cd 228.802†	6.1	0.00016	mg/L	0.000043	0.00016	mg/L	0.000043	27.27%
Co 228.616†	6.9	0.00019	mg/L	0.000301	0.00019	mg/L	0.000301	162.66%
Cr 267.716†	2.8	0.00028	mg/L	0.000807	0.00028	mg/L	0.000807	291.49%
Cu 324.752†	94.7	0.00037	mg/L	0.000107	0.00037	mg/L	0.000107	28.68%
Fe 273.955†	5.3	0.00339	mg/L	0.002105	0.00339	mg/L	0.002105	62.03%
K 766.490†	79.9	0.06755	mg/L	0.051396	0.06755	mg/L	0.051396	76.08%
Mg 279.077†	-6.2	-0.00345	mg/L	0.007025	-0.00345	mg/L	0.007025	203.74%
Mn 257.610†	27.7	0.00055	mg/L	0.000159	0.00055	mg/L	0.000159	28.81%
Mo 202.031†	5.2	0.00042	mg/L	0.000446	0.00042	mg/L	0.000446	105.09%
Na 589.592†	267.1	0.03939	mg/L	0.008100	0.03939	mg/L	0.008100	20.56%
Na 330.237†	-13.6	-0.3638	mg/L	0.31027	-0.3638	mg/L	0.31027	85.29%
Ni 231.604†	3.8	0.00086	mg/L	0.001137	0.00086	mg/L	0.001137	132.14%
Pb 220.353†	12.1	0.00126	mg/L	0.000198	0.00126	mg/L	0.000198	15.66%
Sb 206.836†	2.8	0.00198	mg/L	0.001158	0.00198	mg/L	0.001158	58.47%
Se 196.026†	3.2	0.00201	mg/L	0.000997	0.00201	mg/L	0.000997	49.68%
Si 288.158†	-1.0	-0.00049	mg/L	0.002642	-0.00049	mg/L	0.002642	536.67%
Sn 189.927†	3.3	0.00073	mg/L	0.001710	0.00073	mg/L	0.001710	233.20%
Sr 421.552†	428.6	0.00061	mg/L	0.000153	0.00061	mg/L	0.000153	24.84%
Ti 334.903†	39.4	0.00144	mg/L	0.000904	0.00144	mg/L	0.000904	62.68%
Tl 190.801†	3.9	0.00327	mg/L	0.001001	0.00327	mg/L	0.001001	30.60%
V 292.402†	78.2	0.00031	mg/L	0.000137	0.00031	mg/L	0.000137	44.68%
Zn 206.200†	3.9	0.00112	mg/L	0.000136	0.00112	mg/L	0.000136	12.19%

Sequence No.: 3
Sample ID: RLSTD
Analyst:
Initial Sample Wt:
Dilution: 1X

Autosampler Location: 11
Date Collected: 7/28/2005 9:34:53 AM
Data Type: Original
Initial Sample Vol:
Sample Prep Vol:

Nebulizer Parameters: RLSTD

Analyte	Back Pressure	Flow
All	174.0 kPa	0.50 L/min

Mean Data: RLSTD

Analyte	Mean Corrected Intensity	Calib Conc.	Calib Units	Calib Std.Dev.	Sample Conc.	Sample Units	Sample Std.Dev.	RSD
ScA 357.253	1415505.4	99.61	%	0.305				0.31%
ScR 361.383	145948.4	99.74	%	0.281				0.28%
Ag 328.068†	850.0	0.00269	mg/L	0.000229	0.00269	mg/L	0.000229	8.51%
Al 308.215†	85.9	0.04692	mg/L	0.004746	0.04692	mg/L	0.004746	10.12%
As 188.979†	55.9	0.04990	mg/L	0.002335	0.04990	mg/L	0.002335	4.68%
B 249.677†	98.6	0.01553	mg/L	0.000873	0.01553	mg/L	0.000873	5.62%
Ba 233.527†	22.0	0.00341	mg/L	0.000303	0.00341	mg/L	0.000303	8.90%
Be 313.042†	814.3	0.00098	mg/L	0.000009	0.00098	mg/L	0.000009	0.91%
Ca 317.933†	857.4	0.04110	mg/L	0.000986	0.04110	mg/L	0.000986	2.40%
Cd 228.802†	79.2	0.00200	mg/L	0.000080	0.00200	mg/L	0.000080	4.00%
Co 228.616†	109.0	0.00297	mg/L	0.000064	0.00297	mg/L	0.000064	2.14%
Cr 267.716†	42.0	0.00406	mg/L	0.000371	0.00406	mg/L	0.000371	9.16%
Cu 324.752†	466.2	0.00184	mg/L	0.000204	0.00184	mg/L	0.000204	11.08%
Fe 273.955†	98.8	0.06356	mg/L	0.001548	0.06356	mg/L	0.001548	2.44%
K 766.490†	628.0	0.5308	mg/L	0.00948	0.5308	mg/L	0.00948	1.79%
Mg 279.077†	84.3	0.04663	mg/L	0.001300	0.04663	mg/L	0.001300	2.79%
Mn 257.610†	50.9	0.00102	mg/L	0.000048	0.00102	mg/L	0.000048	4.69%
Mo 202.031†	58.5	0.00476	mg/L	0.000217	0.00476	mg/L	0.000217	4.56%
Na 589.592†	3357.5	0.4951	mg/L	0.00593	0.4951	mg/L	0.00593	1.20%
Na 330.237†	36.4	0.9751	mg/L	0.43214	0.9751	mg/L	0.43214	44.32%
Ni 231.604†	41.5	0.00948	mg/L	0.001103	0.00948	mg/L	0.001103	11.64%
Pb 220.353†	178.4	0.01860	mg/L	0.000652	0.01860	mg/L	0.000652	3.50%
Sb 206.836†	74.9	0.05383	mg/L	0.003365	0.05383	mg/L	0.003365	6.25%
Se 196.026†	79.7	0.04948	mg/L	0.000181	0.04948	mg/L	0.000181	0.37%
Si 288.158†	114.7	0.05944	mg/L	0.001958	0.05944	mg/L	0.001958	3.29%
Sn 189.927†	39.6	0.00875	mg/L	0.001382	0.00875	mg/L	0.001382	15.80%
Sr 421.552†	663.1	0.00095	mg/L	0.000060	0.00095	mg/L	0.000060	6.26%
Ti 334.903†	168.4	0.00617	mg/L	0.001462	0.00617	mg/L	0.001462	23.71%
Tl 190.801†	55.7	0.04649	mg/L	0.001660	0.04649	mg/L	0.001660	3.57%
V 292.402†	761.2	0.00300	mg/L	0.000098	0.00300	mg/L	0.000098	3.27%
Zn 206.200†	18.7	0.00539	mg/L	0.000710	0.00539	mg/L	0.000710	13.18%

Sequence No.: 4
Sample ID: CRI
Analyst:
Initial Sample Wt:
Dilution: 1X

Autosampler Location: 8
Date Collected: 7/28/2005 9:41:16 AM
Data Type: Original
Initial Sample Vol:
Sample Prep Vol:

Nebulizer Parameters: CRI

Analyte	Back Pressure	Flow
All	174.0 kPa	0.50 L/min

Mean Data: CRI

Analyte	Mean Corrected Intensity	Calib Conc.	Calib Units	Calib Std.Dev.	Sample Conc.	Sample Units	Sample Std.Dev.	RSD
ScA 357.253	1427973.9	100.5	%	0.25				0.25%
ScR 361.383	145331.4	99.32	%	0.602				0.61%
Ag 328.068†	1743.8	0.00551	mg/L	0.000070	0.00551	mg/L	0.000070	1.27%
Al 308.215†	180.0	0.09830	mg/L	0.009040	0.09830	mg/L	0.009040	9.20%
As 188.979†	108.6	0.09688	mg/L	0.003532	0.09688	mg/L	0.003532	3.65%
B 249.677†	215.8	0.03401	mg/L	0.000906	0.03401	mg/L	0.000906	2.66%
Ba 233.527†	35.7	0.00553	mg/L	0.000580	0.00553	mg/L	0.000580	10.49%
Be 313.042†	1690.8	0.00204	mg/L	0.000021	0.00204	mg/L	0.000021	1.01%
Ca 317.933†	1909.9	0.09154	mg/L	0.000440	0.09154	mg/L	0.000440	0.48%
Cd 228.802†	151.9	0.00384	mg/L	0.000051	0.00384	mg/L	0.000051	1.32%
Co 228.616†	205.4	0.00560	mg/L	0.000252	0.00560	mg/L	0.000252	4.51%
Cr 267.716†	90.2	0.00871	mg/L	0.000157	0.00871	mg/L	0.000157	1.80%
Cu 324.752†	864.5	0.00342	mg/L	0.000296	0.00342	mg/L	0.000296	8.65%
Fe 273.955†	149.0	0.09582	mg/L	0.002792	0.09582	mg/L	0.002792	2.91%
K 766.490†	1278.6	1.081	mg/L	0.0213	1.081	mg/L	0.0213	1.97%
Mg 279.077†	172.7	0.09556	mg/L	0.003762	0.09556	mg/L	0.003762	3.94%
Mn 257.610†	91.6	0.00183	mg/L	0.000163	0.00183	mg/L	0.000163	8.93%
Mo 202.031†	118.5	0.00964	mg/L	0.000146	0.00964	mg/L	0.000146	1.52%
Na 589.592†	6773.8	0.9989	mg/L	0.00668	0.9989	mg/L	0.00668	0.67%
Na 330.237†	34.6	0.9271	mg/L	0.61354	0.9271	mg/L	0.61354	66.18%
Ni 231.604†	82.2	0.01880	mg/L	0.001767	0.01880	mg/L	0.001767	9.40%
Pb 220.353†	360.0	0.03753	mg/L	0.000998	0.03753	mg/L	0.000998	2.66%
Sb 206.836†	140.8	0.1012	mg/L	0.00074	0.1012	mg/L	0.00074	0.73%
Se 196.026†	159.6	0.09910	mg/L	0.002791	0.09910	mg/L	0.002791	2.82%
Si 288.158†	235.1	0.1218	mg/L	0.00270	0.1218	mg/L	0.00270	2.22%
Sn 189.927†	76.1	0.01681	mg/L	0.001987	0.01681	mg/L	0.001987	11.82%
Sr 421.552†	1409.2	0.00202	mg/L	0.000056	0.00202	mg/L	0.000056	2.78%
Ti 334.903†	294.1	0.01076	mg/L	0.000686	0.01076	mg/L	0.000686	6.38%
Tl 190.801†	113.1	0.09430	mg/L	0.001025	0.09430	mg/L	0.001025	1.09%
V 292.402†	1470.0	0.00581	mg/L	0.000224	0.00581	mg/L	0.000224	3.86%
Zn 206.200†	41.8	0.01208	mg/L	0.000472	0.01208	mg/L	0.000472	3.91%

Sequence No.: 5
Sample ID: ICSA
Analyst:
Initial Sample Wt:
Dilution: 1X

Autosampler Location: 9
Date Collected: 7/28/2005 9:47:37 AM
Data Type: Original
Initial Sample Vol:
Sample Prep Vol:

Nebulizer Parameters: ICSA

Analyte	Back Pressure	Flow
All	174.0 kPa	0.50 L/min

Mean Data: ICSA

Analyte	Mean Corrected Intensity	Calib Conc.	Calib Units	Calib Std.Dev.	Sample Conc.	Sample Units	Sample Std.Dev.	RSD
ScA 357.253	1379843.8	97.10	%	0.615				0.63%
ScR 361.383	148351.6	101.4	%	0.61				0.60%
Ag 328.068†	-3467.3	-0.00191	mg/L	0.000227	-0.00191	mg/L	0.000227	11.91%
Al 308.215†	347600.3	190.3	mg/L	0.61	190.3	mg/L	0.61	0.32%
As 188.979†	46.7	0.01654	mg/L	0.004978	0.01654	mg/L	0.004978	30.10%
B 249.677†	15.7	0.00253	mg/L	0.000820	0.00253	mg/L	0.000820	32.44%
Ba 233.527†	87.4	0.00038	mg/L	0.000418	0.00038	mg/L	0.000418	111.51%
Be 313.042†	-10.0	-0.00002	mg/L	0.000020	-0.00002	mg/L	0.000020	125.58%
Ca 317.933†	1961172.1	94.00	mg/L	0.336	94.00	mg/L	0.336	0.36%
Cd 228.802†	52.9	-0.00016	mg/L	0.000072	-0.00016	mg/L	0.000072	45.84%
Co 228.616†	36.0	0.00047	mg/L	0.000160	0.00047	mg/L	0.000160	34.19%
Cr 267.716†	163.0	0.00193	mg/L	0.000171	0.00193	mg/L	0.000171	8.87%
Cu 324.752†	-4510.1	-0.00110	mg/L	0.000222	-0.00110	mg/L	0.000222	20.18%
Fe 273.955†	299611.8	192.7	mg/L	1.12	192.7	mg/L	1.12	0.58%
K 766.490†	-153.8	-0.1300	mg/L	0.00952	-0.1300	mg/L	0.00952	7.32%
Mg 279.077†	174616.7	96.50	mg/L	0.192	96.50	mg/L	0.192	0.20%
Mn 257.610†	215.0	-0.00068	mg/L	0.000102	-0.00068	mg/L	0.000102	15.09%
Mo 202.031†	31.5	0.00119	mg/L	0.000131	0.00119	mg/L	0.000131	11.01%
Na 589.592†	138.7	0.02045	mg/L	0.008502	0.02045	mg/L	0.008502	41.58%
Na 330.237†	58.5	0.8877	mg/L	0.07864	0.8877	mg/L	0.07864	8.86%
Ni 231.604†	-12.5	-0.00282	mg/L	0.001771	-0.00282	mg/L	0.001771	62.74%
Pb 220.353†	-190.9	0.01320	mg/L	0.000477	0.01320	mg/L	0.000477	3.61%
Sb 206.836†	42.4	0.02524	mg/L	0.001249	0.02524	mg/L	0.001249	4.95%
Se 196.026†	-33.1	-0.00016	mg/L	0.004640	-0.00016	mg/L	0.004640	>999.9%
Si 288.158†	27.1	0.01405	mg/L	0.002359	0.01405	mg/L	0.002359	16.79%
Sn 189.927†	-115.1	-0.01531	mg/L	0.000245	-0.01531	mg/L	0.000245	1.60%
Sr 421.552†	839.7	0.00120	mg/L	0.000107	0.00120	mg/L	0.000107	8.87%
Ti 334.903†	151.2	0.00553	mg/L	0.000432	0.00553	mg/L	0.000432	7.80%
Tl 190.801†	-32.3	-0.00641	mg/L	0.003603	-0.00641	mg/L	0.003603	56.23%
V 292.402†	538.3	0.00222	mg/L	0.000105	0.00222	mg/L	0.000105	4.74%
Zn 206.200†	9.0	0.00112	mg/L	0.000833	0.00112	mg/L	0.000833	74.37%

Sequence No.: 6
Sample ID: ICSAB
Analyst:
Initial Sample Wt:
Dilution: 1X

Autosampler Location: 10
Date Collected: 7/28/2005 9:54:05 AM
Data Type: Original
Initial Sample Vol:
Sample Prep Vol:

Nebulizer Parameters: ICSAB

Analyte	Back Pressure	Flow
All	174.0 kPa	0.50 L/min

Mean Data: ICSAB

Analyte	Mean Corrected Intensity	Calib Conc.	Calib Units	Calib Std.Dev.	Sample Conc.	Sample Units	Sample Std.Dev.	RSD
ScA 357.253	1382371.4	97.28	%	0.371				0.38%
ScR 361.383	144481.0	98.74	%	0.396				0.40%
Ag 328.068†	315630.0	1.006	mg/L	0.0039	1.006	mg/L	0.0039	0.39%
Al 308.215†	353074.0	193.3	mg/L	0.73	193.3	mg/L	0.73	0.38%
As 188.979†	1139.6	0.9913	mg/L	0.00512	0.9913	mg/L	0.00512	0.52%
B 249.677†	-30.1	-0.00336	mg/L	0.001602	-0.00336	mg/L	0.001602	47.66%
Ba 233.527†	6169.0	0.9451	mg/L	0.00659	0.9451	mg/L	0.00659	0.70%
Be 313.042†	797904.0	0.9654	mg/L	0.00318	0.9654	mg/L	0.00318	0.33%
Ca 317.933†	2003601.1	96.04	mg/L	0.363	96.04	mg/L	0.363	0.38%
Cd 228.802†	38173.0	0.9953	mg/L	0.00193	0.9953	mg/L	0.00193	0.19%
Co 228.616†	33948.1	0.9266	mg/L	0.00504	0.9266	mg/L	0.00504	0.54%
Cr 267.716†	9917.7	0.9468	mg/L	0.00487	0.9468	mg/L	0.00487	0.51%
Cu 324.752†	262348.3	1.054	mg/L	0.0048	1.054	mg/L	0.0048	0.46%
Fe 273.955†	302213.1	194.3	mg/L	0.92	194.3	mg/L	0.92	0.47%
K 766.490†	-105.9	-0.08955	mg/L	0.041713	-0.08955	mg/L	0.041713	46.58%
Mg 279.077†	175759.6	97.13	mg/L	0.201	97.13	mg/L	0.201	0.21%
Mn 257.610†	47575.6	0.9437	mg/L	0.00329	0.9437	mg/L	0.00329	0.35%
Mo 202.031†	32.6	0.00121	mg/L	0.000155	0.00121	mg/L	0.000155	12.83%
Na 589.592†	108.9	0.01606	mg/L	0.002113	0.01606	mg/L	0.002113	13.15%
Na 330.237†	54.5	0.5395	mg/L	0.13330	0.5395	mg/L	0.13330	24.71%
Ni 231.604†	4031.2	0.9190	mg/L	0.00709	0.9190	mg/L	0.00709	0.77%
Pb 220.353†	8678.4	0.9387	mg/L	0.00510	0.9387	mg/L	0.00510	0.54%
Sb 206.836†	1463.1	1.034	mg/L	0.0104	1.034	mg/L	0.0104	1.00%
Se 196.026†	1548.3	0.9815	mg/L	0.00761	0.9815	mg/L	0.00761	0.77%
Si 288.158†	-53.2	-0.02560	mg/L	0.002323	-0.02560	mg/L	0.002323	9.07%
Sn 189.927†	-116.8	-0.01372	mg/L	0.000418	-0.01372	mg/L	0.000418	3.05%
Sr 421.552†	1301.0	0.00187	mg/L	0.000042	0.00187	mg/L	0.000042	2.26%
Ti 334.903†	147.8	0.00520	mg/L	0.000447	0.00520	mg/L	0.000447	8.59%
Tl 190.801†	1093.8	0.9264	mg/L	0.00320	0.9264	mg/L	0.00320	0.35%
V 292.402†	249101.3	0.9801	mg/L	0.00326	0.9801	mg/L	0.00326	0.33%
Zn 206.200†	3081.4	0.8886	mg/L	0.00343	0.8886	mg/L	0.00343	0.39%

Sequence No.: 7
Sample ID: CV 7
Analyst:
Initial Sample Wt:
Dilution: 1X

Autosampler Location: 7
Date Collected: 7/28/2005 10:01:43 AM
Data Type: Original
Initial Sample Vol:
Sample Prep Vol:

Nebulizer Parameters: CV

Analyte	Back Pressure	Flow
All	174.0 kPa	0.50 L/min

Mean Data: CV

Analyte	Mean Corrected Intensity	Calib Conc.	Calib Units	Calib Std.Dev.	Sample Conc.	Sample Units	Sample Std.Dev.	RSD
ScA 357.253	1421175.2	100.0	%	0.17				0.17%
ScR 361.383	149878.8	102.4	%	0.25				0.25%
Ag 328.068†	301771.5	0.9536	mg/L	0.00178	0.9536	mg/L	0.00178	0.19%
Al 308.215†	3615.1	1.945	mg/L	0.0056	1.945	mg/L	0.0056	0.29%
As 188.979†	2188.2	1.950	mg/L	0.0096	1.950	mg/L	0.0096	0.49%
B 249.677†	5730.1	0.9047	mg/L	0.00691	0.9047	mg/L	0.00691	0.76%
Ba 233.527†	6074.9	0.9437	mg/L	0.00344	0.9437	mg/L	0.00344	0.36%
Be 313.042†	750391.1	0.9078	mg/L	0.00204	0.9078	mg/L	0.00204	0.22%
Ca 317.933†	39651.9	1.901	mg/L	0.0055	1.901	mg/L	0.0055	0.29%
Cd 228.802†	38209.0	0.9964	mg/L	0.00252	0.9964	mg/L	0.00252	0.25%
Co 228.616†	35003.5	0.9548	mg/L	0.00215	0.9548	mg/L	0.00215	0.22%
Cr 267.716†	9763.4	0.9451	mg/L	0.00321	0.9451	mg/L	0.00321	0.34%
Cu 324.752†	262751.4	1.038	mg/L	0.0026	1.038	mg/L	0.0026	0.25%
Fe 273.955†	3132.8	2.012	mg/L	0.0153	2.012	mg/L	0.0153	0.76%
K 766.490†	22350.5	18.89	mg/L	0.020	18.89	mg/L	0.020	0.10%
Mg 279.077†	3519.1	1.951	mg/L	0.0051	1.951	mg/L	0.0051	0.26%
Mn 257.610†	46505.4	0.9275	mg/L	0.00411	0.9275	mg/L	0.00411	0.44%
Mo 202.031†	11829.5	0.9629	mg/L	0.00602	0.9629	mg/L	0.00602	0.62%
Na 589.592†	314376.9	46.36	mg/L	0.066	46.36	mg/L	0.066	0.14%
Na 330.237†	1799.7	48.25	mg/L	0.310	48.25	mg/L	0.310	0.64%
Ni 231.604†	4108.3	0.9371	mg/L	0.00462	0.9371	mg/L	0.00462	0.49%
Pb 220.353†	18246.3	1.903	mg/L	0.0130	1.903	mg/L	0.0130	0.68%
Sb 206.836†	2817.8	2.022	mg/L	0.0116	2.022	mg/L	0.0116	0.58%
Se 196.026†	3102.8	1.926	mg/L	0.0074	1.926	mg/L	0.0074	0.38%
Si 288.158†	3889.9	2.017	mg/L	0.0120	2.017	mg/L	0.0120	0.60%
Sn 189.927†	4028.9	0.8848	mg/L	0.00666	0.8848	mg/L	0.00666	0.75%
Sr 421.552†	634629.3	0.9099	mg/L	0.00210	0.9099	mg/L	0.00210	0.23%
Ti 334.903†	25867.2	0.9465	mg/L	0.00215	0.9465	mg/L	0.00215	0.23%
Tl 190.801†	2271.2	1.892	mg/L	0.0113	1.892	mg/L	0.0113	0.60%
V 292.402†	247639.4	0.9745	mg/L	0.00216	0.9745	mg/L	0.00216	0.22%
Zn 206.200†	3269.8	0.9444	mg/L	0.00680	0.9444	mg/L	0.00680	0.72%

Sequence No.: 8
Sample ID: CB 2
Analyst:
Initial Sample Wt:
Dilution: 1X

Autosampler Location: 1
Date Collected: 7/28/2005 10:07:09 AM
Data Type: Original
Initial Sample Vol:
Sample Prep Vol:

Nebulizer Parameters: CB

Analyte	Back Pressure	Flow
All	173.0 kPa	0.50 L/min

Mean Data: CB

Analyte	Mean Corrected Intensity	Calib Conc.	Calib Units	Calib Std.Dev.	Sample Conc.	Sample Units	Sample Std.Dev.	RSD
ScA 357.253	1420610.5	99.97	%	0.509				0.51%
ScR 361.383	146352.1	100.0	%	0.51				0.51%
Ag 328.068†	78.1	0.00025	mg/L	0.000193	0.00025	mg/L	0.000193	78.34%
Al 308.215†	11.1	0.00605	mg/L	0.006656	0.00605	mg/L	0.006656	109.97%
As 188.979†	4.3	0.00387	mg/L	0.002111	0.00387	mg/L	0.002111	54.50%
B 249.677†	6.4	0.00101	mg/L	0.001357	0.00101	mg/L	0.001357	134.44%
Ba 233.527†	3.7	0.00058	mg/L	0.000666	0.00058	mg/L	0.000666	114.86%
Be 313.042†	486.7	0.00059	mg/L	0.000155	0.00059	mg/L	0.000155	26.25%
Ca 317.933†	90.9	0.00435	mg/L	0.001873	0.00435	mg/L	0.001873	43.01%
Cd 228.802†	12.8	0.00033	mg/L	0.000064	0.00033	mg/L	0.000064	19.43%
Co 228.616†	10.4	0.00028	mg/L	0.000184	0.00028	mg/L	0.000184	65.83%
Cr 267.716†	1.4	0.00013	mg/L	0.000383	0.00013	mg/L	0.000383	287.22%
Cu 324.752†	87.9	0.00035	mg/L	0.000170	0.00035	mg/L	0.000170	49.07%
Fe 273.955†	8.2	0.00526	mg/L	0.001392	0.00526	mg/L	0.001392	26.47%
K 766.490†	35.9	0.03032	mg/L	0.030932	0.03032	mg/L	0.030932	102.02%
Mg 279.077†	7.2	0.00401	mg/L	0.002259	0.00401	mg/L	0.002259	56.37%
Mn 257.610†	19.9	0.00040	mg/L	0.000095	0.00040	mg/L	0.000095	23.95%
Mo 202.031†	4.1	0.00034	mg/L	0.000257	0.00034	mg/L	0.000257	76.25%
Na 589.592†	261.0	0.03848	mg/L	0.012768	0.03848	mg/L	0.012768	33.18%
Na 330.237†	0.7	0.01935	mg/L	0.285277	0.01935	mg/L	0.285277	>999.9%
Ni 231.604†	4.2	0.00095	mg/L	0.001666	0.00095	mg/L	0.001666	176.03%
Pb 220.353†	5.2	0.00054	mg/L	0.000578	0.00054	mg/L	0.000578	106.53%
Sb 206.836†	0.3	0.00019	mg/L	0.002029	0.00019	mg/L	0.002029	>999.9%
Se 196.026†	3.3	0.00204	mg/L	0.005269	0.00204	mg/L	0.005269	258.40%
Si 288.158†	0.2	0.00011	mg/L	0.001897	0.00011	mg/L	0.001897	>999.9%
Sn 189.927†	-0.6	-0.00014	mg/L	0.001272	-0.00014	mg/L	0.001272	903.39%
Sr 421.552†	410.9	0.00059	mg/L	0.000200	0.00059	mg/L	0.000200	33.96%
Ti 334.903†	51.1	0.00187	mg/L	0.000713	0.00187	mg/L	0.000713	38.04%
Tl 190.801†	1.0	0.00085	mg/L	0.001361	0.00085	mg/L	0.001361	159.32%
V 292.402†	71.1	0.00028	mg/L	0.000082	0.00028	mg/L	0.000082	29.57%
Zn 206.200†	9.1	0.00262	mg/L	0.000791	0.00262	mg/L	0.000791	30.15%

Analysis Begun

Start Time: 7/28/2005 10:12:36 AM
Logged In Analyst: metals
Spectrometer Model: Optima 4300 DV, S/N 077N0060101
Plasma On Time: 7/28/2005 7:29:00 AM
Technique: ICP Continuous
Autosampler Model: AS-93plus

Sample Information File: C:\pe\Administrator\Sample Information\0728.sif
Batch ID:
Results Data Set: PE050728
Results Library: C:\pe\Administrator\Results\Results.mdb

Sequence No.: 1
Sample ID: IH28 MB1 SWC
Analyst: ALA
Initial Sample Wt:
Dilution: 2X
Autosampler Location: 21
Date Collected: 7/28/2005 10:12:36 AM
Data Type: Original
Initial Sample Vol:
Sample Prep Vol:

Nebulizer Parameters: IH28 MB1 SWC

Analyte	Back Pressure	Flow
All	174.0 kPa	0.50 L/min

Mean Data: IH28 MB1 SWC

Analyte	Mean Corrected Intensity	Calib Conc.	Calib Units	Std.Dev.	Sample Conc.	Sample Units	Std.Dev.	RSD
ScA 357.253	1438948.0	101.3	%	0.31				0.30%
ScR 361.383	147272.3	100.6	%	0.29				0.29%
Ag 328.068†	-33.8	-0.00011	mg/L	0.000184	-0.00021	mg/L	0.000368	173.97%
Al 308.215†	39.3	0.02151	mg/L	0.004336	0.04303	mg/L	0.008672	20.16%
As 188.979†	1.1	0.00099	mg/L	0.003011	0.00198	mg/L	0.006022	303.65%
B 249.677†	-1.1	-0.00018	mg/L	0.002052	-0.00035	mg/L	0.004103	>999.9%
Ba 233.527†	-1.9	-0.00030	mg/L	0.000443	-0.00060	mg/L	0.000886	148.42%
Be 313.042†	35.9	0.00004	mg/L	0.000030	0.00009	mg/L	0.000059	68.31%
Ca 317.933†	655.5	0.03142	mg/L	0.000397	0.06284	mg/L	0.000793	1.26%
Cd 228.802†	3.0	0.00008	mg/L	0.000104	0.00016	mg/L	0.000207	133.25%
Co 228.616†	-1.4	-0.00004	mg/L	0.000261	-0.00008	mg/L	0.000522	621.59%
Cr 267.716†	-2.6	-0.00025	mg/L	0.000451	-0.00050	mg/L	0.000902	179.09%
Cu 324.752†	23.8	0.00010	mg/L	0.000091	0.00019	mg/L	0.000182	95.35%
Fe 273.955†	36.6	0.02353	mg/L	0.002692	0.04706	mg/L	0.005384	11.44%
K 766.490†	15.6	0.01317	mg/L	0.021579	0.02635	mg/L	0.043157	163.79%
Mg 279.077†	6.9	0.00378	mg/L	0.001582	0.00757	mg/L	0.003164	41.82%
Mn 257.610†	5.6	0.00011	mg/L	0.000106	0.00022	mg/L	0.000212	95.60%
Mo 202.031†	0.1	0.00001	mg/L	0.000133	0.00001	mg/L	0.000266	>999.9%
Na 589.592†	19.7	0.00290	mg/L	0.004622	0.00580	mg/L	0.009244	159.44%
Na 330.237†	-3.3	-0.08945	mg/L	0.424061	-0.1789	mg/L	0.84812	474.08%
Ni 231.604†	-0.1	-0.00003	mg/L	0.000771	-0.00006	mg/L	0.001541	>999.9%
Pb 220.353†	-3.4	-0.00035	mg/L	0.000505	-0.00069	mg/L	0.001010	145.55%
Sb 206.836†	1.5	0.00107	mg/L	0.001226	0.00213	mg/L	0.002451	115.02%
Se 196.026†	2.4	0.00148	mg/L	0.005936	0.00297	mg/L	0.011872	399.87%
Si 288.158†	-2.1	-0.00107	mg/L	0.003135	-0.00214	mg/L	0.006270	292.34%
Sn 189.927†	-1.1	-0.00024	mg/L	0.000688	-0.00048	mg/L	0.001376	286.05%
Sr 421.552†	207.4	0.00030	mg/L	0.000042	0.00059	mg/L	0.000084	14.15%
Ti 334.903†	51.6	0.00189	mg/L	0.000498	0.00378	mg/L	0.000996	26.34%
Tl 190.801†	0.6	0.00046	mg/L	0.001687	0.00093	mg/L	0.003374	363.66%
V 292.402†	-1.5	-0.00001	mg/L	0.000112	-0.00002	mg/L	0.000225	>999.9%
Zn 206.200†	14.9	0.00430	mg/L	0.000604	0.00861	mg/L	0.001208	14.04%

Sequence No.: 2
Sample ID: IG84 MB1 TWC
Analyst: ALA
Initial Sample Wt:
Dilution: 1X

Autosampler Location: 22
Date Collected: 7/28/2005 10:18:59 AM
Data Type: Original
Initial Sample Vol:
Sample Prep Vol:

Nebulizer Parameters: IG84 MB1 TWC

Analyte	Back Pressure	Flow
All	174.0 kPa	0.50 L/min

Mean Data: IG84 MB1 TWC

Analyte	Mean Corrected Intensity	Calib Conc.	Calib Units	Calib Std.Dev.	Sample Conc.	Sample Units	Sample Std.Dev.	RSD
ScA 357.253	1432591.5	100.8	%	0.16				0.16%
ScR 361.383	145487.8	99.43	%	0.599				0.60%
Ag 328.068†	-40.3	-0.00013	mg/L	0.000176	-0.00013	mg/L	0.000176	138.62%
Al 308.215†	26.1	0.01428	mg/L	0.021563	0.01428	mg/L	0.021563	151.02%
As 188.979†	1.0	0.00087	mg/L	0.000272	0.00087	mg/L	0.000272	31.25%
B 249.677†	-21.2	-0.00333	mg/L	0.000629	-0.00333	mg/L	0.000629	18.86%
Ba 233.527†	-2.0	-0.00031	mg/L	0.000769	-0.00031	mg/L	0.000769	245.20%
Be 313.042†	49.0	0.00006	mg/L	0.000021	0.00006	mg/L	0.000021	35.09%
Ca 317.933†	-4.0	-0.00019	mg/L	0.001305	-0.00019	mg/L	0.001305	687.10%
Cd 228.802†	0.9	0.00002	mg/L	0.000136	0.00002	mg/L	0.000136	581.70%
Co 228.616†	-2.5	-0.00007	mg/L	0.000178	-0.00007	mg/L	0.000178	261.04%
Cr 267.716†	-7.8	-0.00076	mg/L	0.000486	-0.00076	mg/L	0.000486	63.87%
Cu 324.752†	-276.5	-0.00109	mg/L	0.000092	-0.00109	mg/L	0.000092	8.44%
Fe 273.955†	2.2	0.00145	mg/L	0.000890	0.00145	mg/L	0.000890	61.55%
K 766.490†	65.4	0.05527	mg/L	0.039218	0.05527	mg/L	0.039218	70.96%
Mg 279.077†	3.3	0.00184	mg/L	0.002173	0.00184	mg/L	0.002173	118.04%
Mn 257.610†	-0.4	-0.00001	mg/L	0.000058	-0.00001	mg/L	0.000058	671.52%
Mo 202.031†	1.4	0.00011	mg/L	0.000078	0.00011	mg/L	0.000078	68.22%
Na 589.592†	-86.5	-0.01276	mg/L	0.000794	-0.01276	mg/L	0.000794	6.22%
Na 330.237†	-11.4	-0.3053	mg/L	0.23068	-0.3053	mg/L	0.23068	75.57%
Ni 231.604†	-2.2	-0.00051	mg/L	0.001335	-0.00051	mg/L	0.001335	262.48%
Pb 220.353†	-1.0	-0.00010	mg/L	0.000509	-0.00010	mg/L	0.000509	499.38%
Sb 206.836†	3.1	0.00223	mg/L	0.001080	0.00223	mg/L	0.001080	48.44%
Se 196.026†	-1.7	-0.00104	mg/L	0.004922	-0.00104	mg/L	0.004922	475.31%
Si 288.158†	-4.8	-0.00249	mg/L	0.001794	-0.00249	mg/L	0.001794	72.00%
Sn 189.927†	-2.6	-0.00057	mg/L	0.001271	-0.00057	mg/L	0.001271	221.80%
Sr 421.552†	-6.2	-0.00001	mg/L	0.000018	-0.00001	mg/L	0.000018	205.18%
Ti 334.903†	20.7	0.00076	mg/L	0.000346	0.00076	mg/L	0.000346	45.65%
Tl 190.801†	2.5	0.00211	mg/L	0.004570	0.00211	mg/L	0.004570	216.78%
V 292.402†	33.2	0.00012	mg/L	0.000247	0.00012	mg/L	0.000247	200.21%
Zn 206.200†	4.1	0.00118	mg/L	0.000426	0.00118	mg/L	0.000426	36.28%

Sequence No.: 3
Sample ID: IG84 MB2 DMN
Analyst: ALA
Initial Sample Wt:
Dilution: 1X

Autosampler Location: 23
Date Collected: 7/28/2005 10:25:22 AM
Data Type: Original
Initial Sample Vol:
Sample Prep Vol:

Nebulizer Parameters: IG84 MB2 DMN

Analyte	Back Pressure	Flow
All	174.0 kPa	0.50 L/min

Mean Data: IG84 MB2 DMN

Analyte	Mean Corrected Intensity	Calib Conc.	Calib Units	Calib Std.Dev.	Sample Conc.	Sample Units	Sample Std.Dev.	RSD
ScA 357.253	1464739.7	103.1	%	0.15				0.15%
ScR 361.383	150305.3	102.7	%	0.37				0.36%
Ag 328.068†	-20.9	-0.00007	mg/L	0.000008	-0.00007	mg/L	0.000008	11.63%
Al 308.215†	14.1	0.00774	mg/L	0.003889	0.00774	mg/L	0.003889	50.27%
As 188.979†	0.6	0.00050	mg/L	0.002958	0.00050	mg/L	0.002958	596.97%
B 249.677†	-27.7	-0.00436	mg/L	0.000546	-0.00436	mg/L	0.000546	12.51%
Ba 233.527†	-2.8	-0.00044	mg/L	0.000259	-0.00044	mg/L	0.000259	59.10%
Be 313.042†	-47.7	-0.00006	mg/L	0.000026	-0.00006	mg/L	0.000026	44.38%
Ca 317.933†	-43.3	-0.00208	mg/L	0.001279	-0.00208	mg/L	0.001279	61.63%
Cd 228.802†	-7.7	-0.00020	mg/L	0.000070	-0.00020	mg/L	0.000070	34.96%
Co 228.616†	-3.0	-0.00008	mg/L	0.000071	-0.00008	mg/L	0.000071	83.66%
Cr 267.716†	4.6	0.00044	mg/L	0.000575	0.00044	mg/L	0.000575	129.94%
Cu 324.752†	-665.1	-0.00263	mg/L	0.000125	-0.00263	mg/L	0.000125	4.75%
Fe 273.955†	-32.8	-0.02107	mg/L	0.000648	-0.02107	mg/L	0.000648	3.08%
K 766.490†	-58.1	-0.04909	mg/L	0.021329	-0.04909	mg/L	0.021329	43.44%
Mg 279.077†	13.7	0.00758	mg/L	0.004655	0.00758	mg/L	0.004655	61.44%
Mn 257.610†	-56.4	-0.00112	mg/L	0.000109	-0.00112	mg/L	0.000109	9.71%
Mo 202.031†	-0.7	-0.00006	mg/L	0.000132	-0.00006	mg/L	0.000132	226.37%
Na 589.592†	196.8	0.02902	mg/L	0.007359	0.02902	mg/L	0.007359	25.36%
Na 330.237†	3.4	0.09312	mg/L	0.363645	0.09312	mg/L	0.363645	390.51%
Ni 231.604†	-1.1	-0.00025	mg/L	0.000178	-0.00025	mg/L	0.000178	72.04%
Pb 220.353†	-6.8	-0.00071	mg/L	0.000564	-0.00071	mg/L	0.000564	79.61%
Sb 206.836†	-2.9	-0.00206	mg/L	0.001599	-0.00206	mg/L	0.001599	77.48%
Se 196.026†	4.3	0.00269	mg/L	0.001663	0.00269	mg/L	0.001663	61.85%
Si 288.158†	-10.3	-0.00534	mg/L	0.003939	-0.00534	mg/L	0.003939	73.79%
Sn 189.927†	-3.0	-0.00065	mg/L	0.000844	-0.00065	mg/L	0.000844	129.03%
Sr 421.552†	40.6	0.00006	mg/L	0.000081	0.00006	mg/L	0.000081	139.72%
Ti 334.903†	61.0	0.00223	mg/L	0.001057	0.00223	mg/L	0.001057	47.30%
Tl 190.801†	1.8	0.00150	mg/L	0.003015	0.00150	mg/L	0.003015	200.93%
V 292.402†	11.4	0.00005	mg/L	0.000084	0.00005	mg/L	0.000084	180.01%
Zn 206.200†	-2.4	-0.00071	mg/L	0.000298	-0.00071	mg/L	0.000298	42.21%

Sequence No.: 4
Sample ID: IG84 B DMN
Analyst: ALA
Initial Sample Wt:
Dilution: 1X

Autosampler Location: 24
Date Collected: 7/28/2005 10:31:45 AM
Data Type: Original
Initial Sample Vol:
Sample Prep Vol:

Nebulizer Parameters: IG84 B DMN

Analyte	Back Pressure	Flow
All	174.0 kPa	0.50 L/min

Mean Data: IG84 B DMN

Analyte	Mean Corrected Intensity	Calib Conc.	Calib Units	Calib Std.Dev.	Sample Conc.	Sample Units	Sample Std.Dev.	RSD
ScA 357.253	1478235.2	104.0	%	0.56				0.54%
ScR 361.383	154526.0	105.6	%	0.40				0.38%
Ag 328.068†	-178.1	-0.00025	mg/L	0.000092	-0.00025	mg/L	0.000092	36.58%
Al 308.215†	13.6	0.00736	mg/L	0.009517	0.00736	mg/L	0.009517	129.25%
As 188.979†	15.3	0.00919	mg/L	0.001162	0.00919	mg/L	0.001162	12.65%
B 249.677†	824.3	0.1298	mg/L	0.00238	0.1298	mg/L	0.00238	1.84%
Ba 233.527†	156.7	0.02435	mg/L	0.000268	0.02435	mg/L	0.000268	1.10%
Be 313.042†	-79.8	-0.00010	mg/L	0.000027	-0.00010	mg/L	0.000027	26.20%
Ca 317.933†	981593.9	47.05	mg/L	0.210	47.05	mg/L	0.210	0.45%
Cd 228.802†	-20.3	-0.00055	mg/L	0.000180	-0.00055	mg/L	0.000180	32.77%
Co 228.616†	-2.4	-0.00008	mg/L	0.000185	-0.00008	mg/L	0.000185	238.39%
Cr 267.716†	157.7	0.00336	mg/L	0.000557	0.00336	mg/L	0.000557	16.60%
Cu 324.752†	-203.3	-0.00123	mg/L	0.000167	-0.00123	mg/L	0.000167	13.61%
Fe 273.955†	-29.3	-0.01886	mg/L	0.000811	-0.01886	mg/L	0.000811	4.30%
K 766.490†	2598.4	2.196	mg/L	0.0304	2.196	mg/L	0.0304	1.38%
Mg 279.077†	72609.2	40.19	mg/L	0.101	40.19	mg/L	0.101	0.25%
Mn 257.610†	531.7	0.00985	mg/L	0.000140	0.00985	mg/L	0.000140	1.42%
Mo 202.031†	26.6	0.00160	mg/L	0.000297	0.00160	mg/L	0.000297	18.60%
Na 589.592†	119877.6	17.68	mg/L	0.042	17.68	mg/L	0.042	0.24%
Na 330.237†	703.5	18.52	mg/L	0.178	18.52	mg/L	0.178	0.96%
Ni 231.604†	14.6	0.00332	mg/L	0.001717	0.00332	mg/L	0.001717	51.68%
Pb 220.353†	-6.7	-0.00067	mg/L	0.000118	-0.00067	mg/L	0.000118	17.57%
Sb 206.836†	8.8	0.00361	mg/L	0.000966	0.00361	mg/L	0.000966	26.80%
Se 196.026†	21.6	0.01340	mg/L	0.004114	0.01340	mg/L	0.004114	30.70%
Si 288.158†	31306.1	16.22	mg/L	0.054	16.22	mg/L	0.054	0.34%
Sn 189.927†	-81.5	-0.01291	mg/L	0.001211	-0.01291	mg/L	0.001211	9.38%
Sr 421.552†	238797.3	0.3424	mg/L	0.00109	0.3424	mg/L	0.00109	0.32%
Ti 334.903†	103.0	0.00377	mg/L	0.001396	0.00377	mg/L	0.001396	37.07%
Tl 190.801†	4.8	0.00402	mg/L	0.002547	0.00402	mg/L	0.002547	63.29%
V 292.402†	894.8	0.00361	mg/L	0.000046	0.00361	mg/L	0.000046	1.27%
Zn 206.200†	-2.7	-0.00141	mg/L	0.000659	-0.00141	mg/L	0.000659	46.80%

Sequence No.: 5
Sample ID: IG84 A TWC
Analyst: ALA
Initial Sample Wt:
Dilution: 1X

Autosampler Location: 25
Date Collected: 7/28/2005 10:38:24 AM
Data Type: Original
Initial Sample Vol:
Sample Prep Vol:

Nebulizer Parameters: IG84 A TWC

Analyte	Back Pressure	Flow
All	174.0 kPa	0.50 L/min

Mean Data: IG84 A TWC

Analyte	Mean Corrected Intensity	Calib Conc.	Calib Units	Calib Std.Dev.	Sample Conc.	Sample Units	Sample Std.Dev.	RSD
ScA 357.253	1426256.6	100.4	%	0.40				0.40%
ScR 361.383	146946.3	100.4	%	0.32				0.32%
Ag 328.068†	-178.3	-0.00024	mg/L	0.000188	-0.00024	mg/L	0.000188	79.77%
Al 308.215†	6.2	0.00329	mg/L	0.003922	0.00329	mg/L	0.003922	119.28%
As 188.979†	19.2	0.01247	mg/L	0.000883	0.01247	mg/L	0.000883	7.08%
B 249.677†	864.3	0.1361	mg/L	0.00075	0.1361	mg/L	0.00075	0.55%
Ba 233.527†	172.3	0.02678	mg/L	0.000230	0.02678	mg/L	0.000230	0.86%
Be 313.042†	1.5	0.00000	mg/L	0.000027	0.00000	mg/L	0.000027	677.35%
Ca 317.933†	1026123.4	49.18	mg/L	0.095	49.18	mg/L	0.095	0.19%
Cd 228.802†	-10.3	-0.00029	mg/L	0.000115	-0.00029	mg/L	0.000115	39.26%
Co 228.616†	-2.8	-0.00009	mg/L	0.000247	-0.00009	mg/L	0.000247	287.33%
Cr 267.716†	155.0	0.00256	mg/L	0.000534	0.00256	mg/L	0.000534	20.85%
Cu 324.752†	175.8	0.00026	mg/L	0.000091	0.00026	mg/L	0.000091	35.25%
Fe 273.955†	11.2	0.00718	mg/L	0.000233	0.00718	mg/L	0.000233	3.25%
K 766.490†	2948.8	2.493	mg/L	0.0393	2.493	mg/L	0.0393	1.58%
Mg 279.077†	75880.4	42.00	mg/L	0.174	42.00	mg/L	0.174	0.42%
Mn 257.610†	625.1	0.01168	mg/L	0.000140	0.01168	mg/L	0.000140	1.20%
Mo 202.031†	36.1	0.00234	mg/L	0.000305	0.00234	mg/L	0.000305	13.07%
Na 589.592†	124276.7	18.33	mg/L	0.066	18.33	mg/L	0.066	0.36%
Na 330.237†	731.2	19.25	mg/L	0.645	19.25	mg/L	0.645	3.35%
Ni 231.604†	17.9	0.00408	mg/L	0.000215	0.00408	mg/L	0.000215	5.28%
Pb 220.353†	3.4	0.00038	mg/L	0.000498	0.00038	mg/L	0.000498	129.66%
Sb 206.836†	13.1	0.00659	mg/L	0.001945	0.00659	mg/L	0.001945	29.50%
Se 196.026†	10.1	0.00625	mg/L	0.005861	0.00625	mg/L	0.005861	93.79%
Si 288.158†	14930.7	7.734	mg/L	0.0467	7.734	mg/L	0.0467	0.60%
Sn 189.927†	-74.6	-0.01117	mg/L	0.000643	-0.01117	mg/L	0.000643	5.76%
Sr 421.552†	248917.1	0.3569	mg/L	0.00030	0.3569	mg/L	0.00030	0.08%
Ti 334.903†	49.1	0.00179	mg/L	0.000439	0.00179	mg/L	0.000439	24.49%
Tl 190.801†	5.7	0.00471	mg/L	0.001781	0.00471	mg/L	0.001781	37.79%
V 292.402†	909.2	0.00367	mg/L	0.000086	0.00367	mg/L	0.000086	2.36%
Zn 206.200†	8.1	0.00170	mg/L	0.000434	0.00170	mg/L	0.000434	25.45%

Sequence No.: 6
Sample ID: IH28 ADUP SWC
Analyst: ALA
Initial Sample Wt:
Dilution: 2X

Autosampler Location: 26
Date Collected: 7/28/2005 10:45:04 AM
Data Type: Original
Initial Sample Vol:
Sample Prep Vol:

Nebulizer Parameters: IH28 ADUP SWC

Analyte	Back Pressure	Flow
All	174.0 kPa	0.50 L/min

Mean Data: IH28 ADUP SWC

Analyte	Mean Corrected Intensity	Calib Conc.	Calib Units	Calib Std.Dev.	Sample Conc.	Sample Units	Sample Std.Dev.	RSD
ScA 357.253	1441331.5	101.4	%	0.96				0.94%
ScR 361.383	150357.1	102.8	%	0.38				0.37%
Ag 328.068†	-1521.5	-0.00016	mg/L	0.000112	-0.00032	mg/L	0.000224	69.70%
Al 308.215†	137171.5	75.10	mg/L	0.271	150.2	mg/L	0.54	0.36%
As 188.979†	79.6	0.04778	mg/L	0.002595	0.09555	mg/L	0.005189	5.43%
B 249.677†	1343.5	0.2107	mg/L	0.00140	0.4213	mg/L	0.00279	0.66%
Ba 233.527†	1141.8	0.1709	mg/L	0.00121	0.3418	mg/L	0.00242	0.71%
Be 313.042†	1132.5	0.00104	mg/L	0.000023	0.00207	mg/L	0.000047	2.25%
Ca 317.933†	1849105.8	88.63	mg/L	0.361	177.3	mg/L	0.72	0.41%
Cd 228.802†	352.3	0.00840	mg/L	0.000277	0.01680	mg/L	0.000555	3.30%
Co 228.616†	1255.6	0.02692	mg/L	0.000560	0.05385	mg/L	0.001120	2.08%
Cr 267.716†	1661.6	0.1562	mg/L	0.00080	0.3124	mg/L	0.00160	0.51%
Cu 324.752†	46423.6	0.1906	mg/L	0.00195	0.3813	mg/L	0.00391	1.03%
Fe 273.955†	146924.1	94.48	mg/L	0.695	189.0	mg/L	1.39	0.74%
K 766.490†	13852.5	11.71	mg/L	0.106	23.42	mg/L	0.212	0.91%
Mg 279.077†	69116.4	38.18	mg/L	0.069	76.37	mg/L	0.138	0.18%
Mn 257.610†	46178.3	0.9183	mg/L	0.00484	1.837	mg/L	0.0097	0.53%
Mo 202.031†	321.5	0.02562	mg/L	0.000615	0.05124	mg/L	0.001231	2.40%
Na 589.592†	459943.4	67.83	mg/L	0.262	135.7	mg/L	0.52	0.39%
Na 330.237†	2560.3	69.03	mg/L	0.239	138.1	mg/L	0.48	0.35%
Ni 231.604†	522.2	0.1190	mg/L	0.00071	0.2379	mg/L	0.00141	0.59%
Pb 220.353†	724.8	0.08873	mg/L	0.000973	0.1775	mg/L	0.00195	1.10%
Sb 206.836†	30.1	0.01896	mg/L	0.001842	0.03792	mg/L	0.003684	9.72%
Se 196.026†	6.3	0.01390	mg/L	0.002810	0.02781	mg/L	0.005620	20.21%
Si 288.158†	4062.8	2.105	mg/L	0.0108	4.209	mg/L	0.0215	0.51%
Sn 189.927†	-34.8	0.00099	mg/L	0.001817	0.00197	mg/L	0.003634	184.26%
Sr 421.552†	601864.9	0.8630	mg/L	0.00347	1.726	mg/L	0.0069	0.40%
Ti 334.903†	113481.2	4.158	mg/L	0.0192	8.316	mg/L	0.0384	0.46%
Tl 190.801†	-4.1	0.00351	mg/L	0.005277	0.00703	mg/L	0.010554	150.16%
V 292.402†	52333.8	0.2036	mg/L	0.00223	0.4072	mg/L	0.00447	1.10%
Zn 206.200†	1161.5	0.3350	mg/L	0.00217	0.6700	mg/L	0.00435	0.65%

Sequence No.: 7
Sample ID: IH28 A SWC
Analyst: ALA
Initial Sample Wt:
Dilution: 2X

Autosampler Location: 27
Date Collected: 7/28/2005 10:51:36 AM
Data Type: Original
Initial Sample Vol:
Sample Prep Vol:

Nebulizer Parameters: IH28 A SWC

Analyte	Back Pressure	Flow
All	174.0 kPa	0.50 L/min

Mean Data: IH28 A SWC

Analyte	Mean Corrected Intensity	Calib Conc.	Calib Units	Calib Std.Dev.	Sample Conc.	Sample Units	Sample Std.Dev.	RSD
ScA 357.253	1449234.3	102.0	%	0.60				0.59%
ScR 361.383	151960.1	103.8	%	0.64				0.61%
Ag 328.068†	-1471.5	-0.00030	mg/L	0.000061	-0.00059	mg/L	0.000121	20.42%
Al 308.215†	122949.9	67.31	mg/L	0.133	134.6	mg/L	0.27	0.20%
As 188.979†	70.2	0.04561	mg/L	0.006303	0.09123	mg/L	0.012607	13.82%
B 249.677†	1423.2	0.2232	mg/L	0.00186	0.4464	mg/L	0.00372	0.83%
Ba 233.527†	1136.0	0.1698	mg/L	0.00156	0.3396	mg/L	0.00311	0.92%
Be 313.042†	1117.5	0.00101	mg/L	0.000016	0.00202	mg/L	0.000031	1.55%
Ca 317.933†	597254.4	28.63	mg/L	0.097	57.25	mg/L	0.194	0.34%
Cd 228.802†	363.5	0.00869	mg/L	0.000067	0.01737	mg/L	0.000133	0.77%
Co 228.616†	1301.5	0.02793	mg/L	0.000157	0.05586	mg/L	0.000314	0.56%
Cr 267.716†	1665.5	0.1566	mg/L	0.00124	0.3132	mg/L	0.00248	0.79%
Cu 324.752†	42585.4	0.1757	mg/L	0.00112	0.3513	mg/L	0.00224	0.64%
Fe 273.955†	150659.5	96.88	mg/L	0.565	193.8	mg/L	1.13	0.58%
K 766.490†	14246.8	12.04	mg/L	0.055	24.09	mg/L	0.111	0.46%
Mg 279.077†	69966.2	38.65	mg/L	0.066	77.30	mg/L	0.133	0.17%
Mn 257.610†	46452.3	0.9241	mg/L	0.00326	1.848	mg/L	0.0065	0.35%
Mo 202.031†	346.6	0.02765	mg/L	0.000636	0.05530	mg/L	0.001273	2.30%
Na 589.592†	465925.9	68.71	mg/L	0.107	137.4	mg/L	0.21	0.16%
Na 330.237†	2574.8	69.87	mg/L	0.506	139.7	mg/L	1.01	0.72%
Ni 231.604†	529.7	0.1207	mg/L	0.00134	0.2413	mg/L	0.00268	1.11%
Pb 220.353†	731.1	0.08804	mg/L	0.000847	0.1761	mg/L	0.00169	0.96%
Sb 206.836†	14.7	0.01124	mg/L	0.003339	0.02248	mg/L	0.006678	29.71%
Se 196.026†	-4.9	0.00720	mg/L	0.006114	0.01441	mg/L	0.012228	84.87%
Si 288.158†	4639.1	2.403	mg/L	0.0240	4.806	mg/L	0.0480	1.00%
Sn 189.927†	78.7	0.01952	mg/L	0.001304	0.03904	mg/L	0.002608	6.68%
Sr 421.552†	164375.2	0.2357	mg/L	0.00061	0.4714	mg/L	0.00121	0.26%
Ti 334.903†	115035.2	4.215	mg/L	0.0099	8.430	mg/L	0.0197	0.23%
Tl 190.801†	-3.9	0.00394	mg/L	0.002451	0.00789	mg/L	0.004901	62.14%
V 292.402†	53844.8	0.2095	mg/L	0.00130	0.4190	mg/L	0.00260	0.62%
Zn 206.200†	1245.7	0.3593	mg/L	0.00300	0.7186	mg/L	0.00600	0.84%

Sequence No.: 8
Sample ID: IH28 ASPK SWC
Analyst: ALA
Initial Sample Wt:
Dilution: 2X

Autosampler Location: 28
Date Collected: 7/28/2005 10:58:07 AM
Data Type: Original
Initial Sample Vol:
Sample Prep Vol:

Nebulizer Parameters: IH28 ASPK SWC

Analyte	Back Pressure	Flow
All	174.0 kPa	0.50 L/min

Mean Data: IH28 ASPK SWC

Analyte	Mean Corrected Intensity	Calib Conc.	Calib Units	Calib Std.Dev.	Sample Conc.	Sample Units	Sample Std.Dev.	RSD
ScA 357.253	1438289.3	101.2	%	0.29				0.28%
ScR 361.383	151445.3	103.5	%	0.28				0.27%
Ag 328.068†	149664.6	0.4774	mg/L	0.00126	0.9549	mg/L	0.00252	0.26%
Al 308.215†	138729.3	75.95	mg/L	0.128	151.9	mg/L	0.26	0.17%
As 188.979†	2222.5	1.965	mg/L	0.0152	3.929	mg/L	0.0305	0.78%
B 249.677†	1409.5	0.2217	mg/L	0.00037	0.4435	mg/L	0.00074	0.17%
Ba 233.527†	12835.3	1.988	mg/L	0.0063	3.976	mg/L	0.0126	0.32%
Be 313.042†	384851.7	0.4653	mg/L	0.00073	0.9306	mg/L	0.00146	0.16%
Ca 317.933†	941397.4	45.12	mg/L	0.104	90.24	mg/L	0.208	0.23%
Cd 228.802†	18810.1	0.4884	mg/L	0.00260	0.9767	mg/L	0.00519	0.53%
Co 228.616†	17770.0	0.4776	mg/L	0.00232	0.9552	mg/L	0.00464	0.49%
Cr 267.716†	6408.3	0.6135	mg/L	0.00206	1.227	mg/L	0.0041	0.34%
Cu 324.752†	169537.9	0.6777	mg/L	0.00197	1.355	mg/L	0.0039	0.29%
Fe 273.955†	153249.6	98.55	mg/L	0.174	197.1	mg/L	0.35	0.18%
K 766.490†	25143.2	21.25	mg/L	0.122	42.51	mg/L	0.243	0.57%
Mg 279.077†	86666.5	47.89	mg/L	0.154	95.79	mg/L	0.307	0.32%
Mn 257.610†	69114.5	1.376	mg/L	0.0038	2.752	mg/L	0.0076	0.28%
Mo 202.031†	343.0	0.02720	mg/L	0.000201	0.05440	mg/L	0.000402	0.74%
Na 589.592†	527912.3	77.85	mg/L	0.204	155.7	mg/L	0.41	0.26%
Na 330.237†	2921.4	78.89	mg/L	0.326	157.8	mg/L	0.65	0.41%
Ni 231.604†	2474.2	0.5638	mg/L	0.00108	1.128	mg/L	0.0022	0.19%
Pb 220.353†	18012.6	1.890	mg/L	0.0084	3.781	mg/L	0.0168	0.44%
Sb 206.836†	468.5	0.3306	mg/L	0.00243	0.6613	mg/L	0.00486	0.74%
Se 196.026†	3120.2	1.947	mg/L	0.0045	3.894	mg/L	0.0089	0.23%
Si 288.158†	3866.1	2.004	mg/L	0.0107	4.007	mg/L	0.0214	0.53%
Sn 189.927†	-14.3	0.00156	mg/L	0.000257	0.00312	mg/L	0.000514	16.47%
Sr 421.552†	533676.6	0.7652	mg/L	0.00139	1.530	mg/L	0.0028	0.18%
Ti 334.903†	111431.1	4.083	mg/L	0.0098	8.165	mg/L	0.0196	0.24%
Tl 190.801†	2130.3	1.781	mg/L	0.0073	3.562	mg/L	0.0146	0.41%
V 292.402†	172500.4	0.6764	mg/L	0.00160	1.353	mg/L	0.0032	0.24%
Zn 206.200†	2755.0	0.7953	mg/L	0.00149	1.591	mg/L	0.0030	0.19%

Sequence No.: 9
Sample ID: IG84 MB2SPK DMN
Analyst: ALA
Initial Sample Wt:
Dilution: 1X

Autosampler Location: 29
Date Collected: 7/28/2005 11:04:26 AM
Data Type: Original
Initial Sample Vol:
Sample Prep Vol:

Nebulizer Parameters: IG84 MB2SPK DMN

Analyte	Back Pressure	Flow
All	174.0 kPa	0.50 L/min

Mean Data: IG84 MB2SPK DMN

Analyte	Mean Corrected Intensity	Calib Conc.	Calib Units	Calib Std.Dev.	Sample Conc.	Sample Units	Sample Std.Dev.	RSD
ScA 357.253	1483794.3	104.4	%	0.40				0.38%
ScR 361.383	152036.1	103.9	%	0.32				0.31%
Ag 328.068†	150017.0	0.4742	mg/L	0.00141	0.4742	mg/L	0.00141	0.30%
Al 308.215†	3577.3	1.951	mg/L	0.0176	1.951	mg/L	0.0176	0.90%
As 188.979†	2231.6	1.991	mg/L	0.0126	1.991	mg/L	0.0126	0.63%
B 249.677†	-26.0	-0.00344	mg/L	0.000179	-0.00344	mg/L	0.000179	5.22%
Ba 233.527†	12062.2	1.874	mg/L	0.0060	1.874	mg/L	0.0060	0.32%
Be 313.042†	386267.1	0.4673	mg/L	0.00091	0.4673	mg/L	0.00091	0.19%
Ca 317.933†	197595.9	9.471	mg/L	0.0211	9.471	mg/L	0.0211	0.22%
Cd 228.802†	19490.7	0.5069	mg/L	0.00140	0.5069	mg/L	0.00140	0.28%
Co 228.616†	17441.3	0.4759	mg/L	0.00209	0.4759	mg/L	0.00209	0.44%
Cr 267.716†	4914.4	0.4734	mg/L	0.00130	0.4734	mg/L	0.00130	0.27%
Cu 324.752†	119008.0	0.4707	mg/L	0.00097	0.4707	mg/L	0.00097	0.21%
Fe 273.955†	3095.3	1.989	mg/L	0.0123	1.989	mg/L	0.0123	0.62%
K 766.490†	11259.2	9.517	mg/L	0.0311	9.517	mg/L	0.0311	0.33%
Mg 279.077†	17231.4	9.537	mg/L	0.0463	9.537	mg/L	0.0463	0.49%
Mn 257.610†	23225.0	0.4632	mg/L	0.00168	0.4632	mg/L	0.00168	0.36%
Mo 202.031†	11.5	0.00077	mg/L	0.000352	0.00077	mg/L	0.000352	45.62%
Na 589.592†	66271.8	9.773	mg/L	0.0238	9.773	mg/L	0.0238	0.24%
Na 330.237†	393.0	10.35	mg/L	0.062	10.35	mg/L	0.062	0.60%
Ni 231.604†	2051.8	0.4674	mg/L	0.00224	0.4674	mg/L	0.00224	0.48%
Pb 220.353†	18374.7	1.915	mg/L	0.0040	1.915	mg/L	0.0040	0.21%
Sb 206.836†	5.8	-0.00181	mg/L	0.001112	-0.00181	mg/L	0.001112	61.31%
Se 196.026†	3595.0	2.232	mg/L	0.0087	2.232	mg/L	0.0087	0.39%
Si 288.158†	-9.6	-0.00400	mg/L	0.001871	-0.00400	mg/L	0.001871	46.82%
Sn 189.927†	-30.6	-0.00559	mg/L	0.000445	-0.00559	mg/L	0.000445	7.95%
Sr 421.552†	326470.1	0.4681	mg/L	0.00116	0.4681	mg/L	0.00116	0.25%
Ti 334.903†	144.5	0.00519	mg/L	0.000491	0.00519	mg/L	0.000491	9.45%
Tl 190.801†	2341.2	1.950	mg/L	0.0109	1.950	mg/L	0.0109	0.56%
V 292.402†	122525.0	0.4821	mg/L	0.00153	0.4821	mg/L	0.00153	0.32%
Zn 206.200†	1609.4	0.4649	mg/L	0.00256	0.4649	mg/L	0.00256	0.55%

Sequence No.: 10
Sample ID: IG84 MB1SPK TWC
Analyst: ALA
Initial Sample Wt:
Dilution: 1X

Autosampler Location: 30
Date Collected: 7/28/2005 11:10:50 AM
Data Type: Original
Initial Sample Vol:
Sample Prep Vol:

Nebulizer Parameters: IG84 MB1SPK TWC

Analyte	Back Pressure	Flow
All	174.0 kPa	0.50 L/min

Mean Data: IG84 MB1SPK TWC

Analyte	Mean Corrected Intensity	Calib Conc.	Calib Units	Calib Std.Dev.	Sample Conc.	Sample Units	Sample Std.Dev.	RSD
ScA 357.253	1440310.9	101.4	%	1.14				1.12%
ScR 361.383	150145.4	102.6	%	0.11				0.10%
Ag 328.068†	151119.8	0.4777	mg/L	0.00813	0.4777	mg/L	0.00813	1.70%
Al 308.215†	3499.8	1.908	mg/L	0.0055	1.908	mg/L	0.0055	0.29%
As 188.979†	2209.1	1.971	mg/L	0.0170	1.971	mg/L	0.0170	0.86%
B 249.677†	-25.8	-0.00341	mg/L	0.000634	-0.00341	mg/L	0.000634	18.61%
Ba 233.527†	12164.7	1.890	mg/L	0.0036	1.890	mg/L	0.0036	0.19%
Be 313.042†	385409.1	0.4663	mg/L	0.00148	0.4663	mg/L	0.00148	0.32%
Ca 317.933†	198265.4	9.503	mg/L	0.0282	9.503	mg/L	0.0282	0.30%
Cd 228.802†	19169.4	0.4985	mg/L	0.00858	0.4985	mg/L	0.00858	1.72%
Co 228.616†	17706.4	0.4831	mg/L	0.00893	0.4831	mg/L	0.00893	1.85%
Cr 267.716†	4955.5	0.4773	mg/L	0.00146	0.4773	mg/L	0.00146	0.31%
Cu 324.752†	122617.0	0.4849	mg/L	0.00809	0.4849	mg/L	0.00809	1.67%
Fe 273.955†	3047.4	1.958	mg/L	0.0037	1.958	mg/L	0.0037	0.19%
K 766.490†	11171.2	9.443	mg/L	0.0373	9.443	mg/L	0.0373	0.39%
Mg 279.077†	17424.3	9.643	mg/L	0.0311	9.643	mg/L	0.0311	0.32%
Mn 257.610†	23440.9	0.4675	mg/L	0.00031	0.4675	mg/L	0.00031	0.07%
Mo 202.031†	11.4	0.00076	mg/L	0.000067	0.00076	mg/L	0.000067	8.79%
Na 589.592†	65191.0	9.613	mg/L	0.0289	9.613	mg/L	0.0289	0.30%
Na 330.237†	392.5	10.34	mg/L	0.073	10.34	mg/L	0.073	0.71%
Ni 231.604†	2058.9	0.4690	mg/L	0.00044	0.4690	mg/L	0.00044	0.09%
Pb 220.353†	18453.7	1.923	mg/L	0.0322	1.923	mg/L	0.0322	1.68%
Sb 206.836†	9.1	0.00053	mg/L	0.000836	0.00053	mg/L	0.000836	156.25%
Se 196.026†	3215.6	1.996	mg/L	0.0180	1.996	mg/L	0.0180	0.90%
Si 288.158†	-11.8	-0.00515	mg/L	0.002140	-0.00515	mg/L	0.002140	41.57%
Sn 189.927†	-28.7	-0.00516	mg/L	0.000822	-0.00516	mg/L	0.000822	15.92%
Sr 421.552†	325865.9	0.4672	mg/L	0.00151	0.4672	mg/L	0.00151	0.32%
Ti 334.903†	75.7	0.00267	mg/L	0.000432	0.00267	mg/L	0.000432	16.19%
Tl 190.801†	2249.3	1.873	mg/L	0.0188	1.873	mg/L	0.0188	1.00%
V 292.402†	124674.7	0.4905	mg/L	0.00820	0.4905	mg/L	0.00820	1.67%
Zn 206.200†	1587.1	0.4585	mg/L	0.00036	0.4585	mg/L	0.00036	0.08%

Sequence No.: 11
Sample ID: CV 3
Analyst: ALA
Initial Sample Wt:
Dilution: 1X

Autosampler Location: 7
Date Collected: 7/28/2005 11:17:14 AM
Data Type: Original
Initial Sample Vol:
Sample Prep Vol:

Nebulizer Parameters: CV

Analyte	Back Pressure	Flow
All	174.0 kPa	0.50 L/min

Mean Data: CV

Analyte	Mean Corrected Intensity	Calib Conc.	Calib Units	Std.Dev.	Sample Conc.	Sample Units	Std.Dev.	RSD
ScA 357.253	1420163.9	99.94	%	0.260				0.26%
ScR 361.383	149576.3	102.2	%	0.77				0.76%
Ag 328.068†	300031.4	0.9481	mg/L	0.00089	0.9481	mg/L	0.00089	0.09%
Al 308.215†	3442.4	1.851	mg/L	0.0060	1.851	mg/L	0.0060	0.33%
As 188.979†	2173.2	1.937	mg/L	0.0062	1.937	mg/L	0.0062	0.32%
B 249.677†	5650.2	0.8921	mg/L	0.00782	0.8921	mg/L	0.00782	0.88%
Ba 233.527†	6027.7	0.9364	mg/L	0.00751	0.9364	mg/L	0.00751	0.80%
Be 313.042†	744147.0	0.9003	mg/L	0.00318	0.9003	mg/L	0.00318	0.35%
Ca 317.933†	38815.3	1.860	mg/L	0.0159	1.860	mg/L	0.0159	0.86%
Cd 228.802†	38099.1	0.9936	mg/L	0.00208	0.9936	mg/L	0.00208	0.21%
Co 228.616†	35027.1	0.9555	mg/L	0.00496	0.9555	mg/L	0.00496	0.52%
Cr 267.716†	9607.7	0.9300	mg/L	0.01075	0.9300	mg/L	0.01075	1.16%
Cu 324.752†	260329.6	1.029	mg/L	0.0007	1.029	mg/L	0.0007	0.07%
Fe 273.955†	2959.2	1.901	mg/L	0.0170	1.901	mg/L	0.0170	0.89%
K 766.490†	22001.8	18.60	mg/L	0.113	18.60	mg/L	0.113	0.61%
Mg 279.077†	3461.6	1.919	mg/L	0.0208	1.919	mg/L	0.0208	1.08%
Mn 257.610†	45664.5	0.9108	mg/L	0.00775	0.9108	mg/L	0.00775	0.85%
Mo 202.031†	11682.6	0.9509	mg/L	0.00057	0.9509	mg/L	0.00057	0.06%
Na 589.592†	312901.0	46.14	mg/L	0.089	46.14	mg/L	0.089	0.19%
Na 330.237†	1783.9	47.83	mg/L	0.199	47.83	mg/L	0.199	0.42%
Ni 231.604†	4072.8	0.9290	mg/L	0.00731	0.9290	mg/L	0.00731	0.79%
Pb 220.353†	17967.4	1.873	mg/L	0.0025	1.873	mg/L	0.0025	0.14%
Sb 206.836†	2767.9	1.986	mg/L	0.0040	1.986	mg/L	0.0040	0.20%
Se 196.026†	3094.0	1.921	mg/L	0.0032	1.921	mg/L	0.0032	0.17%
Si 288.158†	3842.0	1.992	mg/L	0.0114	1.992	mg/L	0.0114	0.57%
Sn 189.927†	4006.0	0.8797	mg/L	0.00291	0.8797	mg/L	0.00291	0.33%
Sr 421.552†	629947.9	0.9032	mg/L	0.00252	0.9032	mg/L	0.00252	0.28%
Ti 334.903†	25407.1	0.9296	mg/L	0.00358	0.9296	mg/L	0.00358	0.39%
Tl 190.801†	2256.4	1.879	mg/L	0.0027	1.879	mg/L	0.0027	0.14%
V 292.402†	246401.4	0.9696	mg/L	0.00153	0.9696	mg/L	0.00153	0.16%
Zn 206.200†	3230.2	0.9330	mg/L	0.00765	0.9330	mg/L	0.00765	0.82%

Sequence No.: 12
Sample ID: CB 3
Analyst: ALA
Initial Sample Wt:
Dilution: 1X

Autosampler Location: 1
Date Collected: 7/28/2005 11:22:40 AM
Data Type: Original
Initial Sample Vol:
Sample Prep Vol:

Nebulizer Parameters: CB

Analyte	Back Pressure	Flow
All	174.0 kPa	0.50 L/min

Mean Data: CB

Analyte	Mean Corrected Intensity	Calib Conc.	Calib Units	Calib Std.Dev.	Sample Conc.	Sample Units	Sample Std.Dev.	RSD
ScA 357.253	1416311.6	99.67	%	0.400				0.40%
ScR 361.383	147057.2	100.5	%	0.42				0.42%
Ag 328.068†	106.9	0.00034	mg/L	0.000248	0.00034	mg/L	0.000248	73.43%
Al 308.215†	2.0	0.00107	mg/L	0.003090	0.00107	mg/L	0.003090	289.45%
As 188.979†	2.4	0.00209	mg/L	0.005045	0.00209	mg/L	0.005045	241.13%
B 249.677†	5.1	0.00081	mg/L	0.001449	0.00081	mg/L	0.001449	179.56%
Ba 233.527†	2.8	0.00044	mg/L	0.000851	0.00044	mg/L	0.000851	195.37%
Be 313.042†	602.9	0.00073	mg/L	0.000183	0.00073	mg/L	0.000183	25.06%
Ca 317.933†	74.5	0.00357	mg/L	0.002045	0.00357	mg/L	0.002045	57.29%
Cd 228.802†	14.5	0.00038	mg/L	0.000100	0.00038	mg/L	0.000100	26.40%
Co 228.616†	11.5	0.00031	mg/L	0.000153	0.00031	mg/L	0.000153	49.48%
Cr 267.716†	7.5	0.00072	mg/L	0.000842	0.00072	mg/L	0.000842	116.25%
Cu 324.752†	178.7	0.00071	mg/L	0.000443	0.00071	mg/L	0.000443	62.80%
Fe 273.955†	3.1	0.00197	mg/L	0.001397	0.00197	mg/L	0.001397	71.00%
K 766.490†	101.3	0.08565	mg/L	0.052564	0.08565	mg/L	0.052564	61.37%
Mg 279.077†	13.8	0.00763	mg/L	0.004681	0.00763	mg/L	0.004681	61.37%
Mn 257.610†	23.7	0.00047	mg/L	0.000164	0.00047	mg/L	0.000164	34.69%
Mo 202.031†	6.7	0.00055	mg/L	0.000202	0.00055	mg/L	0.000202	36.73%
Na 589.592†	352.6	0.05200	mg/L	0.008101	0.05200	mg/L	0.008101	15.58%
Na 330.237†	32.7	0.8776	mg/L	0.30246	0.8776	mg/L	0.30246	34.47%
Ni 231.604†	-1.3	-0.00029	mg/L	0.002357	-0.00029	mg/L	0.002357	808.23%
Pb 220.353†	13.6	0.00141	mg/L	0.000467	0.00141	mg/L	0.000467	33.03%
Sb 206.836†	1.5	0.00103	mg/L	0.001079	0.00103	mg/L	0.001079	104.56%
Se 196.026†	2.6	0.00160	mg/L	0.005952	0.00160	mg/L	0.005952	372.08%
Si 288.158†	9.0	0.00468	mg/L	0.003016	0.00468	mg/L	0.003016	64.45%
Sn 189.927†	-1.8	-0.00039	mg/L	0.000166	-0.00039	mg/L	0.000166	42.97%
Sr 421.552†	542.2	0.00078	mg/L	0.000249	0.00078	mg/L	0.000249	32.04%
Ti 334.903†	80.4	0.00295	mg/L	0.000624	0.00295	mg/L	0.000624	21.19%
Tl 190.801†	6.7	0.00560	mg/L	0.004896	0.00560	mg/L	0.004896	87.43%
V 292.402†	90.4	0.00036	mg/L	0.000143	0.00036	mg/L	0.000143	40.10%
Zn 206.200†	6.3	0.00182	mg/L	0.000224	0.00182	mg/L	0.000224	12.30%

Sequence No.: 13
Sample ID: IH28 B SWC
Analyst: ALA
Initial Sample Wt:
Dilution: 2X

Autosampler Location: 31
Date Collected: 7/28/2005 11:29:02 AM
Data Type: Original
Initial Sample Vol:
Sample Prep Vol:

Nebulizer Parameters: IH28 B SWC

Analyte	Back Pressure	Flow
All	174.0 kPa	0.50 L/min

Mean Data: IH28 B SWC

Analyte	Mean Corrected Intensity	Calib Conc.	Calib Units	Std.Dev.	Sample Conc.	Sample Units	Std.Dev.	RSD
ScA 357.253	1442545.6	101.5	%	0.38				0.38%
ScR 361.383	151958.1	103.8	%	0.66				0.64%
Ag 328.068†	-1555.2	-0.00055	mg/L	0.000043	-0.00110	mg/L	0.000085	7.76%
Al 308.215†	155542.5	85.16	mg/L	0.095	170.3	mg/L	0.19	0.11%
As 188.979†	66.6	0.03870	mg/L	0.002246	0.07739	mg/L	0.004492	5.80%
B 249.677†	1771.7	0.2779	mg/L	0.00054	0.5558	mg/L	0.00109	0.20%
Ba 233.527†	1190.6	0.1784	mg/L	0.00105	0.3568	mg/L	0.00210	0.59%
Be 313.042†	1141.9	0.00103	mg/L	0.000041	0.00206	mg/L	0.000083	4.03%
Ca 317.933†	840155.2	40.27	mg/L	0.025	80.54	mg/L	0.050	0.06%
Cd 228.802†	294.0	0.00688	mg/L	0.000113	0.01377	mg/L	0.000226	1.65%
Co 228.616†	1301.5	0.02729	mg/L	0.000059	0.05458	mg/L	0.000117	0.22%
Cr 267.716†	1760.8	0.1660	mg/L	0.00009	0.3320	mg/L	0.00017	0.05%
Cu 324.752†	34858.5	0.1448	mg/L	0.00049	0.2897	mg/L	0.00099	0.34%
Fe 273.955†	148384.1	95.42	mg/L	0.199	190.8	mg/L	0.40	0.21%
K 766.490†	12872.6	10.88	mg/L	0.031	21.76	mg/L	0.062	0.28%
Mg 279.077†	68145.7	37.65	mg/L	0.093	75.29	mg/L	0.185	0.25%
Mn 257.610†	47518.1	0.9452	mg/L	0.00139	1.890	mg/L	0.0028	0.15%
Mo 202.031†	236.1	0.01867	mg/L	0.000261	0.03734	mg/L	0.000521	1.40%
Na 589.592†	384904.4	56.76	mg/L	0.211	113.5	mg/L	0.42	0.37%
Na 330.237†	2122.2	57.83	mg/L	0.150	115.7	mg/L	0.30	0.26%
Ni 231.604†	511.5	0.1165	mg/L	0.00120	0.2331	mg/L	0.00240	1.03%
Pb 220.353†	358.7	0.05237	mg/L	0.000375	0.1047	mg/L	0.00075	0.72%
Sb 206.836†	17.8	0.01307	mg/L	0.000876	0.02615	mg/L	0.001751	6.70%
Se 196.026†	-1.4	0.00924	mg/L	0.002014	0.01849	mg/L	0.004028	21.79%
Si 288.158†	8874.4	4.597	mg/L	0.0089	9.194	mg/L	0.0179	0.19%
Sn 189.927†	-5.5	0.00221	mg/L	0.001180	0.00443	mg/L	0.002361	53.31%
Sr 421.552†	203269.6	0.2915	mg/L	0.00030	0.5829	mg/L	0.00059	0.10%
Ti 334.903†	130405.0	4.778	mg/L	0.0081	9.556	mg/L	0.0163	0.17%
Tl 190.801†	-9.3	-0.00110	mg/L	0.002640	-0.00221	mg/L	0.005279	238.97%
V 292.402†	55472.2	0.2156	mg/L	0.00047	0.4313	mg/L	0.00095	0.22%
Zn 206.200†	887.9	0.2559	mg/L	0.00074	0.5119	mg/L	0.00149	0.29%

Sequence No.: 14 **Autosampler Location: 32**
Sample ID: IH28 C SWC **Date Collected: 7/28/2005 11:35:29 AM**
Analyst: ALA **Data Type: Original**
Initial Sample Wt: **Initial Sample Vol:**
Dilution: 2X **Sample Prep Vol:**

Nebulizer Parameters: IH28 C SWC

Analyte	Back Pressure	Flow
All	174.0 kPa	0.50 L/min

Mean Data: IH28 C SWC

Analyte	Mean Corrected Intensity	Calib Conc.	Calib Units	Calib Std.Dev.	Sample Conc.	Sample Units	Sample Std.Dev.	RSD
ScA 357.253	1469258.3	103.4	%	0.26				0.25%
ScR 361.383	154404.1	105.5	%	0.57				0.54%
Ag 328.068†	-1838.6	-0.00070	mg/L	0.000154	-0.00140	mg/L	0.000308	22.00%
Al 308.215†	148025.0	81.04	mg/L	0.134	162.1	mg/L	0.27	0.17%
As 188.979†	80.9	0.04971	mg/L	0.005505	0.09943	mg/L	0.011009	11.07%
B 249.677†	658.1	0.1023	mg/L	0.00029	0.2047	mg/L	0.00059	0.29%
Ba 233.527†	1326.9	0.1984	mg/L	0.00120	0.3967	mg/L	0.00240	0.60%
Be 313.042†	1363.3	0.00124	mg/L	0.000012	0.00248	mg/L	0.000024	0.99%
Ca 317.933†	853451.3	40.91	mg/L	0.059	81.81	mg/L	0.117	0.14%
Cd 228.802†	293.2	0.00671	mg/L	0.000038	0.01342	mg/L	0.000076	0.56%
Co 228.616†	1562.0	0.03241	mg/L	0.000211	0.06482	mg/L	0.000421	0.65%
Cr 267.716†	1929.3	0.1824	mg/L	0.00079	0.3647	mg/L	0.00158	0.43%
Cu 324.752†	26469.4	0.1129	mg/L	0.00029	0.2259	mg/L	0.00058	0.25%
Fe 273.955†	175292.9	112.7	mg/L	0.38	225.4	mg/L	0.76	0.34%
K 766.490†	12896.2	10.90	mg/L	0.069	21.80	mg/L	0.139	0.64%
Mg 279.077†	74864.4	41.35	mg/L	0.156	82.70	mg/L	0.312	0.38%
Mn 257.610†	57057.6	1.135	mg/L	0.0024	2.270	mg/L	0.0049	0.21%
Mo 202.031†	220.1	0.01732	mg/L	0.000301	0.03463	mg/L	0.000603	1.74%
Na 589.592†	248428.6	36.63	mg/L	0.046	73.27	mg/L	0.092	0.13%
Na 330.237†	1398.4	38.68	mg/L	0.189	77.37	mg/L	0.377	0.49%
Ni 231.604†	581.7	0.1325	mg/L	0.00249	0.2650	mg/L	0.00498	1.88%
Pb 220.353†	88.9	0.02360	mg/L	0.000526	0.04719	mg/L	0.001052	2.23%
Sb 206.836†	14.8	0.01146	mg/L	0.002168	0.02293	mg/L	0.004335	18.91%
Se 196.026†	-3.6	0.00969	mg/L	0.005354	0.01938	mg/L	0.010707	55.25%
Si 288.158†	3643.0	1.887	mg/L	0.0070	3.775	mg/L	0.0141	0.37%
Sn 189.927†	-63.0	-0.01048	mg/L	0.000293	-0.02096	mg/L	0.000585	2.79%
Sr 421.552†	196550.8	0.2818	mg/L	0.00038	0.5636	mg/L	0.00076	0.14%
Ti 334.903†	157561.9	5.773	mg/L	0.0086	11.55	mg/L	0.017	0.15%
Tl 190.801†	-11.8	-0.00207	mg/L	0.003787	-0.00415	mg/L	0.007573	182.52%
V 292.402†	64065.2	0.2488	mg/L	0.00080	0.4977	mg/L	0.00159	0.32%
Zn 206.200†	891.3	0.2568	mg/L	0.00067	0.5137	mg/L	0.00134	0.26%

Sequence No.: 15
Sample ID: IH28 D SWC
Analyst: ALA
Initial Sample Wt:
Dilution: 2X

Autosampler Location: 33
Date Collected: 7/28/2005 11:41:58 AM
Data Type: Original
Initial Sample Vol:
Sample Prep Vol:

Nebulizer Parameters: IH28 D SWC

Analyte	Back Pressure	Flow
All	174.0 kPa	0.50 L/min

Mean Data: IH28 D SWC

Analyte	Mean Corrected Intensity	Calib Conc.	Calib Units	Std.Dev.	Sample Conc.	Sample Units	Std.Dev.	RSD
ScA 357.253	1449369.0	102.0	%	0.95				0.93%
ScR 361.383	152496.9	104.2	%	0.71				0.69%
Ag 328.068†	-1764.8	-0.00079	mg/L	0.000250	-0.00158	mg/L	0.000501	31.71%
Al 308.215†	153287.3	83.92	mg/L	0.299	167.8	mg/L	0.60	0.36%
As 188.979†	91.9	0.05893	mg/L	0.004916	0.1179	mg/L	0.00983	8.34%
B 249.677†	825.6	0.1289	mg/L	0.00042	0.2577	mg/L	0.00084	0.33%
Ba 233.527†	1139.9	0.1700	mg/L	0.00101	0.3400	mg/L	0.00202	0.59%
Be 313.042†	1146.7	0.00101	mg/L	0.000039	0.00201	mg/L	0.000077	3.83%
Ca 317.933†	1181955.2	56.65	mg/L	0.308	113.3	mg/L	0.62	0.54%
Cd 228.802†	310.5	0.00723	mg/L	0.000208	0.01445	mg/L	0.000417	2.89%
Co 228.616†	1414.8	0.02952	mg/L	0.000409	0.05905	mg/L	0.000818	1.39%
Cr 267.716†	1890.7	0.1787	mg/L	0.00100	0.3574	mg/L	0.00199	0.56%
Cu 324.752†	33587.1	0.1404	mg/L	0.00224	0.2807	mg/L	0.00449	1.60%
Fe 273.955†	160180.8	103.0	mg/L	0.84	206.0	mg/L	1.68	0.81%
K 766.490†	11830.9	10.00	mg/L	0.094	20.00	mg/L	0.189	0.94%
Mg 279.077†	70241.4	38.80	mg/L	0.124	77.60	mg/L	0.249	0.32%
Mn 257.610†	55863.0	1.111	mg/L	0.0076	2.223	mg/L	0.0151	0.68%
Mo 202.031†	256.5	0.02031	mg/L	0.000096	0.04063	mg/L	0.000192	0.47%
Na 589.592†	279895.7	41.27	mg/L	0.222	82.55	mg/L	0.445	0.54%
Na 330.237†	1561.3	42.78	mg/L	0.214	85.57	mg/L	0.428	0.50%
Ni 231.604†	538.5	0.1227	mg/L	0.00159	0.2454	mg/L	0.00318	1.30%
Pb 220.353†	229.2	0.03869	mg/L	0.000329	0.07739	mg/L	0.000658	0.85%
Sb 206.836†	19.8	0.01379	mg/L	0.000787	0.02759	mg/L	0.001574	5.71%
Se 196.026†	-2.7	0.00921	mg/L	0.001761	0.01842	mg/L	0.003523	19.13%
Si 288.158†	3501.1	1.814	mg/L	0.0095	3.628	mg/L	0.0191	0.53%
Sn 189.927†	-49.2	-0.00570	mg/L	0.001448	-0.01140	mg/L	0.002896	25.39%
Sr 421.552†	231567.5	0.3320	mg/L	0.00128	0.6640	mg/L	0.00255	0.38%
Ti 334.903†	142304.5	5.214	mg/L	0.0283	10.43	mg/L	0.057	0.54%
Tl 190.801†	-5.8	0.00225	mg/L	0.003025	0.00449	mg/L	0.006051	134.61%
V 292.402†	59546.3	0.2314	mg/L	0.00384	0.4629	mg/L	0.00767	1.66%
Zn 206.200†	914.5	0.2636	mg/L	0.00108	0.5272	mg/L	0.00216	0.41%

Sequence No.: 16
Sample ID: IH28 E SWC
Analyst: ALA
Initial Sample Wt:
Dilution: 2X

Autosampler Location: 34
Date Collected: 7/28/2005 11:48:26 AM
Data Type: Original
Initial Sample Vol:
Sample Prep Vol:

Nebulizer Parameters: IH28 E SWC

Analyte	Back Pressure	Flow
All	174.0 kPa	0.50 L/min

Mean Data: IH28 E SWC

Analyte	Mean Corrected Intensity	Calib Conc.	Calib Units	Std.Dev.	Sample Conc.	Sample Units	Std.Dev.	RSD
ScA 357.253	1452511.3	102.2	%	0.60				0.59%
ScR 361.383	153533.7	104.9	%	0.79				0.76%
Ag 328.068†	-1990.0	-0.00073	mg/L	0.000108	-0.00145	mg/L	0.000216	14.88%
Al 308.215†	145237.1	79.52	mg/L	0.138	159.0	mg/L	0.28	0.17%
As 188.979†	114.1	0.07569	mg/L	0.001914	0.1514	mg/L	0.00383	2.53%
B 249.677†	592.9	0.09208	mg/L	0.000968	0.1842	mg/L	0.00194	1.05%
Ba 233.527†	1555.4	0.2336	mg/L	0.00211	0.4671	mg/L	0.00422	0.90%
Be 313.042†	1228.3	0.00104	mg/L	0.000039	0.00208	mg/L	0.000078	3.75%
Ca 317.933†	1706376.8	81.79	mg/L	0.182	163.6	mg/L	0.36	0.22%
Cd 228.802†	259.5	0.00575	mg/L	0.000110	0.01151	mg/L	0.000220	1.91%
Co 228.616†	1627.2	0.03419	mg/L	0.000114	0.06838	mg/L	0.000228	0.33%
Cr 267.716†	1929.2	0.1816	mg/L	0.00093	0.3633	mg/L	0.00186	0.51%
Cu 324.752†	23674.4	0.1023	mg/L	0.00037	0.2046	mg/L	0.00075	0.37%
Fe 273.955†	182430.8	117.3	mg/L	0.26	234.6	mg/L	0.52	0.22%
K 766.490†	12732.0	10.76	mg/L	0.026	21.52	mg/L	0.051	0.24%
Mg 279.077†	81023.1	44.76	mg/L	0.028	89.51	mg/L	0.056	0.06%
Mn 257.610†	66235.5	1.318	mg/L	0.0029	2.636	mg/L	0.0058	0.22%
Mo 202.031†	328.5	0.02609	mg/L	0.000454	0.05219	mg/L	0.000907	1.74%
Na 589.592†	280446.9	41.36	mg/L	0.092	82.71	mg/L	0.185	0.22%
Na 330.237†	1561.1	42.73	mg/L	0.157	85.46	mg/L	0.314	0.37%
Ni 231.604†	561.5	0.1279	mg/L	0.00079	0.2558	mg/L	0.00159	0.62%
Pb 220.353†	174.8	0.03229	mg/L	0.000546	0.06459	mg/L	0.001091	1.69%
Sb 206.836†	25.4	0.01696	mg/L	0.001858	0.03392	mg/L	0.003716	10.95%
Se 196.026†	-8.5	0.00713	mg/L	0.001965	0.01426	mg/L	0.003930	27.56%
Si 288.158†	5093.1	2.638	mg/L	0.0201	5.277	mg/L	0.0402	0.76%
Sn 189.927†	-88.8	-0.01181	mg/L	0.000811	-0.02361	mg/L	0.001623	6.87%
Sr 421.552†	412665.8	0.5917	mg/L	0.00096	1.183	mg/L	0.0019	0.16%
Ti 334.903†	155761.8	5.707	mg/L	0.0099	11.41	mg/L	0.020	0.17%
Tl 190.801†	-6.3	0.00301	mg/L	0.000983	0.00603	mg/L	0.001965	32.59%
V 292.402†	69887.7	0.2716	mg/L	0.00062	0.5433	mg/L	0.00124	0.23%
Zn 206.200†	893.3	0.2574	mg/L	0.00193	0.5147	mg/L	0.00385	0.75%

Sequence No.: 17
Sample ID: IH28 F SWC
Analyst: ALA
Initial Sample Wt:
Dilution: 2X

Autosampler Location: 35
Date Collected: 7/28/2005 11:54:54 AM
Data Type: Original
Initial Sample Vol:
Sample Prep Vol:

Nebulizer Parameters: IH28 F SWC

Analyte	Back Pressure	Flow
All	174.0 kPa	0.50 L/min

Mean Data: IH28 F SWC

Analyte	Mean Corrected Intensity	Calib Conc.	Calib Units	Std.Dev.	Sample Conc.	Sample Units	Std.Dev.	RSD
ScA 357.253	1435811.8	101.0	%	0.30				0.29%
ScR 361.383	150461.2	102.8	%	0.14				0.14%
Ag 328.068†	-2834.7	-0.00133	mg/L	0.000178	-0.00267	mg/L	0.000356	13.32%
Al 308.215†	171389.0	93.83	mg/L	0.221	187.7	mg/L	0.44	0.24%
As 188.979†	157.9	0.09603	mg/L	0.000330	0.1921	mg/L	0.00066	0.34%
B 249.677†	409.2	0.06294	mg/L	0.001042	0.1259	mg/L	0.00208	1.66%
Ba 233.527†	1473.3	0.2192	mg/L	0.00139	0.4385	mg/L	0.00278	0.63%
Be 313.042†	1477.6	0.00121	mg/L	0.000021	0.00241	mg/L	0.000043	1.77%
Ca 317.933†	5170999.3	247.9	mg/L	0.89	495.7	mg/L	1.78	0.36%
Cd 228.802†	168.8	0.00316	mg/L	0.000088	0.00632	mg/L	0.000176	2.79%
Co 228.616†	2325.2	0.05167	mg/L	0.000376	0.1033	mg/L	0.00075	0.73%
Cr 267.716†	2142.4	0.2022	mg/L	0.00034	0.4044	mg/L	0.00067	0.17%
Cu 324.752†	32186.0	0.1377	mg/L	0.00018	0.2754	mg/L	0.00036	0.13%
Fe 273.955†	217230.5	139.7	mg/L	0.23	279.4	mg/L	0.47	0.17%
K 766.490†	13911.6	11.76	mg/L	0.109	23.52	mg/L	0.219	0.93%
Mg 279.077†	90861.9	50.18	mg/L	0.082	100.4	mg/L	0.16	0.16%
Mn 257.610†	83443.0	1.660	mg/L	0.0009	3.319	mg/L	0.0018	0.05%
Mo 202.031†	362.1	0.02875	mg/L	0.000229	0.05750	mg/L	0.000458	0.80%
Na 589.592†	188432.7	27.79	mg/L	0.084	55.57	mg/L	0.167	0.30%
Na 330.237†	1093.4	29.22	mg/L	0.162	58.44	mg/L	0.325	0.56%
Ni 231.604†	733.9	0.1672	mg/L	0.00208	0.3344	mg/L	0.00415	1.24%
Pb 220.353†	101.5	0.02716	mg/L	0.000394	0.05432	mg/L	0.000787	1.45%
Sb 206.836†	40.3	0.02003	mg/L	0.001313	0.04006	mg/L	0.002625	6.55%
Se 196.026†	-5.1	0.01161	mg/L	0.006428	0.02322	mg/L	0.012856	55.36%
Si 288.158†	4117.4	2.133	mg/L	0.0111	4.266	mg/L	0.0222	0.52%
Sn 189.927†	-139.9	-0.00577	mg/L	0.001694	-0.01155	mg/L	0.003388	29.34%
Sr 421.552†	972875.9	1.395	mg/L	0.0039	2.790	mg/L	0.0077	0.28%
Ti 334.903†	179441.4	6.575	mg/L	0.0105	13.15	mg/L	0.021	0.16%
Tl 190.801†	-3.7	0.00671	mg/L	0.006466	0.01341	mg/L	0.012932	96.41%
V 292.402†	90833.5	0.3532	mg/L	0.00010	0.7064	mg/L	0.00020	0.03%
Zn 206.200†	903.2	0.2601	mg/L	0.00059	0.5203	mg/L	0.00119	0.23%

Sequence No.: 18
Sample ID: IH28 G SWC
Analyst: ALA
Initial Sample Wt:
Dilution: 2X

Autosampler Location: 36
Date Collected: 7/28/2005 12:01:26 PM
Data Type: Original
Initial Sample Vol:
Sample Prep Vol:

Nebulizer Parameters: IH28 G SWC

Analyte	Back Pressure	Flow
All	174.0 kPa	0.50 L/min

Mean Data: IH28 G SWC

Analyte	Mean Corrected Intensity	Calib Conc.	Calib Units	Calib Std.Dev.	Sample Conc.	Sample Units	Sample Std.Dev.	RSD
ScA 357.253	1457681.7	102.6	%	0.84				0.82%
ScR 361.383	155163.2	106.0	%	0.25				0.23%
Ag 328.068†	-1779.1	-0.00061	mg/L	0.000139	-0.00121	mg/L	0.000279	23.02%
Al 308.215†	140198.3	76.76	mg/L	0.093	153.5	mg/L	0.19	0.12%
As 188.979†	80.7	0.04619	mg/L	0.001607	0.09237	mg/L	0.003214	3.48%
B 249.677†	419.8	0.06464	mg/L	0.000924	0.1293	mg/L	0.00185	1.43%
Ba 233.527†	1807.4	0.2735	mg/L	0.00080	0.5469	mg/L	0.00160	0.29%
Be 313.042†	1077.2	0.00087	mg/L	0.000014	0.00174	mg/L	0.000028	1.62%
Ca 317.933†	1559136.0	74.73	mg/L	0.134	149.5	mg/L	0.27	0.18%
Cd 228.802†	128.0	0.00244	mg/L	0.000057	0.00488	mg/L	0.000115	2.36%
Co 228.616†	1688.5	0.03549	mg/L	0.000428	0.07098	mg/L	0.000857	1.21%
Cr 267.716†	1657.1	0.1548	mg/L	0.00021	0.3095	mg/L	0.00043	0.14%
Cu 324.752†	66262.5	0.2696	mg/L	0.00153	0.5392	mg/L	0.00305	0.57%
Fe 273.955†	165513.4	106.4	mg/L	0.13	212.9	mg/L	0.26	0.12%
K 766.490†	11562.7	9.774	mg/L	0.0333	19.55	mg/L	0.067	0.34%
Mg 279.077†	78449.0	43.34	mg/L	0.109	86.68	mg/L	0.218	0.25%
Mn 257.610†	73331.3	1.460	mg/L	0.0013	2.919	mg/L	0.0025	0.09%
Mo 202.031†	158.6	0.01228	mg/L	0.000184	0.02456	mg/L	0.000368	1.50%
Na 589.592†	207480.7	30.60	mg/L	0.081	61.19	mg/L	0.162	0.26%
Na 330.237†	1160.6	32.11	mg/L	0.023	64.23	mg/L	0.047	0.07%
Ni 231.604†	595.6	0.1357	mg/L	0.00147	0.2713	mg/L	0.00294	1.08%
Pb 220.353†	1102.1	0.1283	mg/L	0.00153	0.2565	mg/L	0.00307	1.20%
Sb 206.836†	25.0	0.01805	mg/L	0.000915	0.03610	mg/L	0.001831	5.07%
Se 196.026†	-7.5	0.00657	mg/L	0.003617	0.01315	mg/L	0.007234	55.02%
Si 288.158†	6157.2	3.190	mg/L	0.0164	6.379	mg/L	0.0328	0.51%
Sn 189.927†	77.8	0.02383	mg/L	0.000930	0.04766	mg/L	0.001860	3.90%
Sr 421.552†	309002.6	0.4431	mg/L	0.00026	0.8861	mg/L	0.00053	0.06%
Ti 334.903†	164166.6	6.015	mg/L	0.0086	12.03	mg/L	0.017	0.14%
Tl 190.801†	-7.2	0.00086	mg/L	0.003555	0.00171	mg/L	0.007109	414.56%
V 292.402†	67863.7	0.2634	mg/L	0.00142	0.5268	mg/L	0.00284	0.54%
Zn 206.200†	1056.8	0.3047	mg/L	0.00046	0.6093	mg/L	0.00091	0.15%

Sequence No.: 19
Sample ID: IH28 H SWC
Analyst: ALA
Initial Sample Wt:
Dilution: 2X

Autosampler Location: 37
Date Collected: 7/28/2005 12:07:53 PM
Data Type: Original
Initial Sample Vol:
Sample Prep Vol:

Nebulizer Parameters: IH28 H SWC

Analyte	Back Pressure	Flow
All	174.0 kPa	0.50 L/min

Mean Data: IH28 H SWC

Analyte	Mean Corrected Intensity	Calib Conc.	Calib Units	Calib Std.Dev.	Sample Conc.	Sample Units	Sample Std.Dev.	RSD
ScA 357.253	1468849.8	103.4	%	1.26				1.22%
ScR 361.383	155740.0	106.4	%	0.21				0.20%
Ag 328.068†	-3241.7	-0.00158	mg/L	0.000151	-0.00316	mg/L	0.000302	9.55%
Al 308.215†	227067.0	124.3	mg/L	0.36	248.6	mg/L	0.72	0.29%
As 188.979†	96.3	0.05372	mg/L	0.001505	0.1074	mg/L	0.00301	2.80%
B 249.677†	394.2	0.06021	mg/L	0.001855	0.1204	mg/L	0.00371	3.08%
Ba 233.527†	3178.3	0.4802	mg/L	0.00421	0.9605	mg/L	0.00841	0.88%
Be 313.042†	1919.7	0.00157	mg/L	0.000006	0.00314	mg/L	0.000013	0.41%
Ca 317.933†	899125.6	43.10	mg/L	0.237	86.19	mg/L	0.474	0.55%
Cd 228.802†	76.2	0.00039	mg/L	0.000104	0.00078	mg/L	0.000208	26.66%
Co 228.616†	3634.5	0.08343	mg/L	0.001037	0.1669	mg/L	0.00207	1.24%
Cr 267.716†	3414.8	0.3202	mg/L	0.00265	0.6403	mg/L	0.00530	0.83%
Cu 324.752†	54180.7	0.2290	mg/L	0.00113	0.4580	mg/L	0.00226	0.49%
Fe 273.955†	305818.5	196.7	mg/L	1.68	393.3	mg/L	3.37	0.86%
K 766.490†	23738.6	20.07	mg/L	0.077	40.13	mg/L	0.154	0.38%
Mg 279.077†	147097.1	81.27	mg/L	0.341	162.5	mg/L	0.68	0.42%
Mn 257.610†	123321.6	2.455	mg/L	0.0148	4.909	mg/L	0.0296	0.60%
Mo 202.031†	101.1	0.00705	mg/L	0.000308	0.01410	mg/L	0.000617	4.37%
Na 589.592†	187454.2	27.64	mg/L	0.075	55.29	mg/L	0.150	0.27%
Na 330.237†	1005.7	28.87	mg/L	0.163	57.74	mg/L	0.326	0.56%
Ni 231.604†	1391.6	0.3170	mg/L	0.00280	0.6340	mg/L	0.00560	0.88%
Pb 220.353†	224.6	0.04544	mg/L	0.000268	0.09088	mg/L	0.000535	0.59%
Sb 206.836†	26.3	0.02066	mg/L	0.000876	0.04131	mg/L	0.001752	4.24%
Se 196.026†	-36.0	-0.00155	mg/L	0.002105	-0.00309	mg/L	0.004210	136.08%
Si 288.158†	5749.8	2.979	mg/L	0.0196	5.958	mg/L	0.0393	0.66%
Sn 189.927†	-63.1	-0.01074	mg/L	0.001779	-0.02147	mg/L	0.003558	16.57%
Sr 421.552†	168120.2	0.2411	mg/L	0.00058	0.4821	mg/L	0.00116	0.24%
Ti 334.903†	235811.8	8.640	mg/L	0.0436	17.28	mg/L	0.087	0.51%
Tl 190.801†	-27.1	-0.00849	mg/L	0.008459	-0.01698	mg/L	0.016917	99.61%
V 292.402†	117815.0	0.4585	mg/L	0.00029	0.9171	mg/L	0.00057	0.06%
Zn 206.200†	1393.0	0.4011	mg/L	0.00460	0.8023	mg/L	0.00921	1.15%

Sequence No.: 20
Sample ID: IH28 I SWC
Analyst: ALA
Initial Sample Wt:
Dilution: 2X

Autosampler Location: 38
Date Collected: 7/28/2005 12:14:06 PM
Data Type: Original
Initial Sample Vol:
Sample Prep Vol:

Nebulizer Parameters: IH28 I SWC

Analyte	Back Pressure	Flow
All	174.0 kPa	0.50 L/min

Mean Data: IH28 I SWC

Analyte	Mean Corrected Intensity	Calib Conc.	Calib Units	Calib Std.Dev.	Sample Conc.	Sample Units	Sample Std.Dev.	RSD
ScA 357.253	1441870.0	101.5	%	0.96				0.94%
ScR 361.383	148325.6	101.4	%	0.64				0.63%
Ag 328.068†	-999.5	-0.00012	mg/L	0.000115	-0.00025	mg/L	0.000230	93.80%
Al 308.215†	71376.6	39.08	mg/L	0.051	78.16	mg/L	0.102	0.13%
As 188.979†	70.0	0.04437	mg/L	0.006162	0.08875	mg/L	0.012324	13.89%
B 249.677†	1910.0	0.3000	mg/L	0.00123	0.6000	mg/L	0.00245	0.41%
Ba 233.527†	743.7	0.1116	mg/L	0.00126	0.2232	mg/L	0.00253	1.13%
Be 313.042†	607.5	0.00054	mg/L	0.000017	0.00107	mg/L	0.000034	3.14%
Ca 317.933†	1939696.5	92.97	mg/L	1.199	185.9	mg/L	2.40	1.29%
Cd 228.802†	153.7	0.00350	mg/L	0.000188	0.00700	mg/L	0.000376	5.37%
Co 228.616†	706.4	0.01410	mg/L	0.000328	0.02820	mg/L	0.000657	2.33%
Cr 267.716†	875.4	0.08107	mg/L	0.000483	0.1621	mg/L	0.00097	0.60%
Cu 324.752†	22270.4	0.09219	mg/L	0.001370	0.1844	mg/L	0.00274	1.49%
Fe 273.955†	88673.6	57.02	mg/L	0.304	114.0	mg/L	0.61	0.53%
K 766.490†	8203.9	6.935	mg/L	0.0464	13.87	mg/L	0.093	0.67%
Mg 279.077†	46195.7	25.53	mg/L	0.031	51.05	mg/L	0.063	0.12%
Mn 257.610†	38285.0	0.7617	mg/L	0.00352	1.523	mg/L	0.0070	0.46%
Mo 202.031†	233.7	0.01866	mg/L	0.000166	0.03731	mg/L	0.000332	0.89%
Na 589.592†	396150.7	58.42	mg/L	0.394	116.8	mg/L	0.79	0.68%
Na 330.237†	2254.8	60.51	mg/L	0.482	121.0	mg/L	0.96	0.80%
Ni 231.604†	276.5	0.06298	mg/L	0.000670	0.1260	mg/L	0.00134	1.06%
Pb 220.353†	246.3	0.03254	mg/L	0.000917	0.06508	mg/L	0.001834	2.82%
Sb 206.836†	22.9	0.01333	mg/L	0.002456	0.02667	mg/L	0.004913	18.42%
Se 196.026†	19.1	0.01787	mg/L	0.002455	0.03573	mg/L	0.004911	13.74%
Si 288.158†	5167.6	2.677	mg/L	0.0258	5.354	mg/L	0.0515	0.96%
Sn 189.927†	-44.2	-0.00042	mg/L	0.000948	-0.00085	mg/L	0.001896	223.99%
Sr 421.552†	583790.9	0.8370	mg/L	0.00896	1.674	mg/L	0.0179	1.07%
Ti 334.903†	79351.7	2.907	mg/L	0.0056	5.815	mg/L	0.0113	0.19%
Tl 190.801†	0.2	0.00414	mg/L	0.003873	0.00828	mg/L	0.007747	93.54%
V 292.402†	31160.5	0.1210	mg/L	0.00139	0.2419	mg/L	0.00279	1.15%
Zn 206.200†	732.1	0.2111	mg/L	0.00073	0.4223	mg/L	0.00146	0.35%

Sequence No.: 21
Sample ID: IH28 J SWC
Analyst: ALA
Initial Sample Wt:
Dilution: 2X

Autosampler Location: 39
Date Collected: 7/28/2005 12:20:48 PM
Data Type: Original
Initial Sample Vol:
Sample Prep Vol:

Nebulizer Parameters: IH28 J SWC

Analyte	Back Pressure	Flow
All	174.0 kPa	0.50 L/min

Mean Data: IH28 J SWC

Analyte	Mean Corrected Intensity	Calib Conc.	Calib Units	Calib Std.Dev.	Sample Conc.	Sample Units	Sample Std.Dev.	RSD
ScA 357.253	1471577.2	103.6	%	0.60				0.58%
ScR 361.383	155082.9	106.0	%	0.33				0.31%
Ag 328.068†	-2077.5	-0.00088	mg/L	0.000202	-0.00177	mg/L	0.000404	22.84%
Al 308.215†	139984.1	76.64	mg/L	0.068	153.3	mg/L	0.14	0.09%
As 188.979†	113.1	0.07174	mg/L	0.000549	0.1435	mg/L	0.00110	0.77%
B 249.677†	856.6	0.1337	mg/L	0.00205	0.2674	mg/L	0.00409	1.53%
Ba 233.527†	1286.3	0.1921	mg/L	0.00149	0.3841	mg/L	0.00297	0.77%
Be 313.042†	1179.5	0.00104	mg/L	0.000002	0.00208	mg/L	0.000004	0.19%
Ca 317.933†	2645828.8	126.8	mg/L	0.24	253.6	mg/L	0.47	0.19%
Cd 228.802†	263.7	0.00590	mg/L	0.000110	0.01181	mg/L	0.000221	1.87%
Co 228.616†	1461.4	0.03048	mg/L	0.000450	0.06096	mg/L	0.000901	1.48%
Cr 267.716†	1751.9	0.1655	mg/L	0.00044	0.3309	mg/L	0.00088	0.27%
Cu 324.752†	22337.6	0.09678	mg/L	0.000535	0.1936	mg/L	0.00107	0.55%
Fe 273.955†	175440.1	112.8	mg/L	0.23	225.6	mg/L	0.46	0.20%
K 766.490†	13007.7	11.00	mg/L	0.041	21.99	mg/L	0.083	0.38%
Mg 279.077†	73419.5	40.55	mg/L	0.079	81.10	mg/L	0.159	0.20%
Mn 257.610†	57094.4	1.135	mg/L	0.0024	2.271	mg/L	0.0048	0.21%
Mo 202.031†	213.7	0.01681	mg/L	0.000706	0.03362	mg/L	0.001412	4.20%
Na 589.592†	297209.1	43.83	mg/L	0.046	87.66	mg/L	0.092	0.10%
Na 330.237†	1681.9	45.52	mg/L	0.145	91.04	mg/L	0.291	0.32%
Ni 231.604†	580.2	0.1322	mg/L	0.00094	0.2644	mg/L	0.00188	0.71%
Pb 220.353†	287.1	0.04346	mg/L	0.000144	0.08692	mg/L	0.000288	0.33%
Sb 206.836†	28.3	0.01702	mg/L	0.001326	0.03403	mg/L	0.002651	7.79%
Se 196.026†	11.3	0.01896	mg/L	0.006911	0.03791	mg/L	0.013822	36.46%
Si 288.158†	4680.7	2.425	mg/L	0.0101	4.849	mg/L	0.0202	0.42%
Sn 189.927†	122.5	0.03919	mg/L	0.000552	0.07837	mg/L	0.001104	1.41%
Sr 421.552†	808357.2	1.159	mg/L	0.0006	2.318	mg/L	0.0012	0.05%
Ti 334.903†	142831.5	5.233	mg/L	0.0049	10.47	mg/L	0.010	0.09%
Tl 190.801†	-5.4	0.00359	mg/L	0.004127	0.00717	mg/L	0.008253	115.05%
V 292.402†	60293.9	0.2342	mg/L	0.00154	0.4685	mg/L	0.00308	0.66%
Zn 206.200†	849.8	0.2449	mg/L	0.00252	0.4897	mg/L	0.00505	1.03%

Sequence No.: 22
Sample ID: IH28 REF1 SWC
Analyst: ALA
Initial Sample Wt:
Dilution: 2X

Autosampler Location: 40
Date Collected: 7/28/2005 12:27:20 PM
Data Type: Original
Initial Sample Vol:
Sample Prep Vol:

Nebulizer Parameters: IH28 REF1 SWC

Analyte	Back Pressure	Flow
All	174.0 kPa	0.50 L/min

Mean Data: IH28 REF1 SWC

Analyte	Mean Corrected Intensity	Calib Conc.	Calib Units	Std.Dev.	Sample Conc.	Sample Units	Std.Dev.	RSD
ScA 357.253	1482258.2	104.3	%	0.60				0.58%
ScR 361.383	154059.3	105.3	%	0.09				0.09%
Ag 328.068†	330619.7	1.050	mg/L	0.0022	2.099	mg/L	0.0044	0.21%
Al 308.215†	156234.6	85.52	mg/L	0.243	171.0	mg/L	0.49	0.28%
As 188.979†	1101.8	0.9663	mg/L	0.00390	1.933	mg/L	0.0078	0.40%
B 249.677†	4096.2	0.6451	mg/L	0.00836	1.290	mg/L	0.0167	1.30%
Ba 233.527†	10272.8	1.588	mg/L	0.0164	3.176	mg/L	0.0329	1.04%
Be 313.042†	402239.2	0.4856	mg/L	0.00050	0.9711	mg/L	0.00100	0.10%
Ca 317.933†	781375.5	37.45	mg/L	0.134	74.90	mg/L	0.268	0.36%
Cd 228.802†	21639.7	0.5635	mg/L	0.00151	1.127	mg/L	0.0030	0.27%
Co 228.616†	28008.9	0.7590	mg/L	0.00327	1.518	mg/L	0.0065	0.43%
Cr 267.716†	6905.9	0.6678	mg/L	0.00671	1.336	mg/L	0.0134	1.00%
Cu 324.752†	216336.1	0.8652	mg/L	0.00132	1.730	mg/L	0.0026	0.15%
Fe 273.955†	187980.9	120.9	mg/L	0.39	241.8	mg/L	0.77	0.32%
K 766.490†	26683.9	22.56	mg/L	0.058	45.11	mg/L	0.117	0.26%
Mg 279.077†	52389.2	28.91	mg/L	0.177	57.81	mg/L	0.354	0.61%
Mn 257.610†	230939.0	4.602	mg/L	0.0125	9.205	mg/L	0.0251	0.27%
Mo 202.031†	2673.4	0.2172	mg/L	0.00116	0.4343	mg/L	0.00233	0.54%
Na 589.592†	15480.6	2.283	mg/L	0.0121	4.566	mg/L	0.0243	0.53%
Na 330.237†	101.4	2.659	mg/L	0.6773	5.317	mg/L	1.3545	25.47%
Ni 231.604†	2298.8	0.5240	mg/L	0.00466	1.048	mg/L	0.0093	0.89%
Pb 220.353†	11258.5	1.188	mg/L	0.0104	2.377	mg/L	0.0208	0.87%
Sb 206.836†	553.5	0.4011	mg/L	0.00258	0.8022	mg/L	0.00517	0.64%
Se 196.026†	1634.9	1.027	mg/L	0.0127	2.055	mg/L	0.0254	1.24%
Si 288.158†	9226.5	4.780	mg/L	0.0241	9.561	mg/L	0.0482	0.50%
Sn 189.927†	4084.0	0.8975	mg/L	0.01010	1.795	mg/L	0.0202	1.12%
Sr 421.552†	362854.4	0.5203	mg/L	0.00148	1.041	mg/L	0.0030	0.28%
Ti 334.903†	81827.8	2.998	mg/L	0.0058	5.995	mg/L	0.0117	0.19%
Tl 190.801†	2124.6	1.778	mg/L	0.0121	3.556	mg/L	0.0243	0.68%
V 292.402†	298959.6	1.172	mg/L	0.0024	2.344	mg/L	0.0049	0.21%
Zn 206.200†	8052.8	2.326	mg/L	0.0325	4.653	mg/L	0.0650	1.40%

Sequence No.: 23
Sample ID: CV
Analyst: ALA
Initial Sample Wt:
Dilution: 1X

Autosampler Location: 7
Date Collected: 7/28/2005 12:32:48 PM
Data Type: Original
Initial Sample Vol:
Sample Prep Vol:

Nebulizer Parameters: CV

Analyte	Back Pressure	Flow
All	174.0 kPa	0.50 L/min

Mean Data: CV

Analyte	Mean Corrected Intensity	Calib Conc.	Calib Units	Std.Dev.	Sample Conc.	Sample Units	Std.Dev.	RSD
ScA 357.253	1455320.2	102.4	%	0.34				0.34%
ScR 361.383	151588.7	103.6	%	0.47				0.45%
Ag 328.068†	297871.1	0.9412	mg/L	0.00077	0.9412	mg/L	0.00077	0.08%
Al 308.215†	3417.4	1.837	mg/L	0.0145	1.837	mg/L	0.0145	0.79%
As 188.979†	2154.1	1.920	mg/L	0.0084	1.920	mg/L	0.0084	0.44%
B 249.677†	5639.2	0.8903	mg/L	0.00647	0.8903	mg/L	0.00647	0.73%
Ba 233.527†	5937.6	0.9224	mg/L	0.00746	0.9224	mg/L	0.00746	0.81%
Be 313.042†	753469.6	0.9116	mg/L	0.00359	0.9116	mg/L	0.00359	0.39%
Ca 317.933†	38565.9	1.849	mg/L	0.0129	1.849	mg/L	0.0129	0.70%
Cd 228.802†	37743.1	0.9843	mg/L	0.00201	0.9843	mg/L	0.00201	0.20%
Co 228.616†	34750.8	0.9479	mg/L	0.00236	0.9479	mg/L	0.00236	0.25%
Cr 267.716†	9544.3	0.9239	mg/L	0.00776	0.9239	mg/L	0.00776	0.84%
Cu 324.752†	258591.2	1.022	mg/L	0.0008	1.022	mg/L	0.0008	0.08%
Fe 273.955†	2944.0	1.891	mg/L	0.0064	1.891	mg/L	0.0064	0.34%
K 766.490†	22085.8	18.67	mg/L	0.083	18.67	mg/L	0.083	0.44%
Mg 279.077†	3409.0	1.890	mg/L	0.0132	1.890	mg/L	0.0132	0.70%
Mn 257.610†	45151.4	0.9005	mg/L	0.00512	0.9005	mg/L	0.00512	0.57%
Mo 202.031†	11617.9	0.9456	mg/L	0.00303	0.9456	mg/L	0.00303	0.32%
Na 589.592†	315035.6	46.46	mg/L	0.171	46.46	mg/L	0.171	0.37%
Na 330.237†	1764.0	47.29	mg/L	0.323	47.29	mg/L	0.323	0.68%
Ni 231.604†	4050.0	0.9238	mg/L	0.00926	0.9238	mg/L	0.00926	1.00%
Pb 220.353†	17905.8	1.867	mg/L	0.0053	1.867	mg/L	0.0053	0.29%
Sb 206.836†	2742.4	1.968	mg/L	0.0079	1.968	mg/L	0.0079	0.40%
Se 196.026†	3052.7	1.895	mg/L	0.0062	1.895	mg/L	0.0062	0.33%
Si 288.158†	3816.3	1.979	mg/L	0.0175	1.979	mg/L	0.0175	0.88%
Sn 189.927†	4004.0	0.8792	mg/L	0.00417	0.8792	mg/L	0.00417	0.47%
Sr 421.552†	633405.9	0.9082	mg/L	0.00258	0.9082	mg/L	0.00258	0.28%
Ti 334.903†	25490.1	0.9327	mg/L	0.00305	0.9327	mg/L	0.00305	0.33%
Tl 190.801†	2227.8	1.855	mg/L	0.0046	1.855	mg/L	0.0046	0.25%
V 292.402†	245230.1	0.9650	mg/L	0.00198	0.9650	mg/L	0.00198	0.20%
Zn 206.200†	3239.2	0.9356	mg/L	0.00539	0.9356	mg/L	0.00539	0.58%

Sequence No.: 24
Sample ID: CB 4
Analyst: ALA
Initial Sample Wt:
Dilution: 1X

Autosampler Location: 1
Date Collected: 7/28/2005 12:38:14 PM
Data Type: Original
Initial Sample Vol:
Sample Prep Vol:

Nebulizer Parameters: CB

Analyte	Back Pressure	Flow
All	174.0 kPa	0.50 L/min

Mean Data: CB

Analyte	Mean Corrected Intensity	Calib Conc.	Calib Units	Calib Std.Dev.	Sample Conc.	Sample Units	Sample Std.Dev.	RSD
ScA 357.253	1456731.7	102.5	%	0.39				0.38%
ScR 361.383	149478.9	102.2	%	0.21				0.20%
Ag 328.068†	52.0	0.00016	mg/L	0.000125	0.00016	mg/L	0.000125	75.74%
Al 308.215†	-5.8	-0.00320	mg/L	0.001787	-0.00320	mg/L	0.001787	55.87%
As 188.979†	-0.3	-0.00027	mg/L	0.001905	-0.00027	mg/L	0.001905	711.33%
B 249.677†	15.8	0.00250	mg/L	0.001577	0.00250	mg/L	0.001577	63.15%
Ba 233.527†	-0.8	-0.00012	mg/L	0.000228	-0.00012	mg/L	0.000228	190.74%
Be 313.042†	-8.9	-0.00001	mg/L	0.000031	-0.00001	mg/L	0.000031	284.50%
Ca 317.933†	36.3	0.00174	mg/L	0.000185	0.00174	mg/L	0.000185	10.64%
Cd 228.802†	-0.8	-0.00002	mg/L	0.000063	-0.00002	mg/L	0.000063	319.91%
Co 228.616†	-6.7	-0.00019	mg/L	0.000141	-0.00019	mg/L	0.000141	75.64%
Cr 267.716†	6.0	0.00058	mg/L	0.001569	0.00058	mg/L	0.001569	271.11%
Cu 324.752†	-59.4	-0.00023	mg/L	0.000238	-0.00023	mg/L	0.000238	101.56%
Fe 273.955†	9.6	0.00620	mg/L	0.000619	0.00620	mg/L	0.000619	9.99%
K 766.490†	-37.1	-0.03140	mg/L	0.016711	-0.03140	mg/L	0.016711	53.22%
Mg 279.077†	-2.4	-0.00133	mg/L	0.002804	-0.00133	mg/L	0.002804	210.49%
Mn 257.610†	-6.9	-0.00014	mg/L	0.000105	-0.00014	mg/L	0.000105	76.30%
Mo 202.031†	3.0	0.00024	mg/L	0.000345	0.00024	mg/L	0.000345	141.81%
Na 589.592†	174.7	0.02576	mg/L	0.002803	0.02576	mg/L	0.002803	10.88%
Na 330.237†	7.8	0.2080	mg/L	0.10867	0.2080	mg/L	0.10867	52.25%
Ni 231.604†	-3.1	-0.00071	mg/L	0.000846	-0.00071	mg/L	0.000846	119.22%
Pb 220.353†	0.5	0.00006	mg/L	0.000262	0.00006	mg/L	0.000262	463.54%
Sb 206.836†	0.7	0.00051	mg/L	0.001335	0.00051	mg/L	0.001335	259.37%
Se 196.026†	6.7	0.00414	mg/L	0.002569	0.00414	mg/L	0.002569	62.11%
Si 288.158†	2.2	0.00112	mg/L	0.002960	0.00112	mg/L	0.002960	264.49%
Sn 189.927†	-0.5	-0.00011	mg/L	0.001061	-0.00011	mg/L	0.001061	>999.9%
Sr 421.552†	46.5	0.00007	mg/L	0.000030	0.00007	mg/L	0.000030	45.15%
Ti 334.903†	38.8	0.00142	mg/L	0.000927	0.00142	mg/L	0.000927	65.18%
Tl 190.801†	4.1	0.00343	mg/L	0.001480	0.00343	mg/L	0.001480	43.12%
V 292.402†	-6.2	-0.00002	mg/L	0.000123	-0.00002	mg/L	0.000123	609.70%
Zn 206.200†	8.5	0.00246	mg/L	0.001096	0.00246	mg/L	0.001096	44.60%

Sequence No.: 25
Sample ID: IH29 MB2 PHN
Analyst: ALA
Initial Sample Wt:
Dilution: 1X

Autosampler Location: 41
Date Collected: 7/28/2005 12:44:36 PM
Data Type: Original
Initial Sample Vol:
Sample Prep Vol:

Nebulizer Parameters: IH29 MB2 PHN

Analyte	Back Pressure	Flow
All	174.0 kPa	0.50 L/min

Mean Data: IH29 MB2 PHN

Analyte	Mean Corrected Intensity	Calib Conc.	Calib Units	Calib Std.Dev.	Sample Conc.	Sample Units	Sample Std.Dev.	RSD
ScA 357.253	1593583.3	112.1	%	0.77				0.69%
ScR 361.383	163433.5	111.7	%	0.35				0.31%
Ag 328.068†	11.0	0.00021	mg/L	0.000133	0.00021	mg/L	0.000133	62.41%
Al 308.215†	1545.9	0.8459	mg/L	0.00281	0.8459	mg/L	0.00281	0.33%
As 188.979†	2.5	0.00179	mg/L	0.001442	0.00179	mg/L	0.001442	80.41%
B 249.677†	-9.0	-0.00141	mg/L	0.000709	-0.00141	mg/L	0.000709	50.11%
Ba 233.527†	29478.4	4.581	mg/L	0.0231	4.581	mg/L	0.0231	0.51%
Be 313.042†	-79.5	-0.00015	mg/L	0.000017	-0.00015	mg/L	0.000017	11.23%
Ca 317.933†	72127.6	3.457	mg/L	0.0072	3.457	mg/L	0.0072	0.21%
Cd 228.802†	3.3	-0.00010	mg/L	0.000073	-0.00010	mg/L	0.000073	72.68%
Co 228.616†	143.2	0.00240	mg/L	0.000207	0.00240	mg/L	0.000207	8.64%
Cr 267.716†	53.1	0.00517	mg/L	0.000551	0.00517	mg/L	0.000551	10.67%
Cu 324.752†	37.0	0.00044	mg/L	0.000363	0.00044	mg/L	0.000363	82.62%
Fe 273.955†	5252.9	3.378	mg/L	0.0296	3.378	mg/L	0.0296	0.88%
K 766.490†	-96.6	-0.08164	mg/L	0.013296	-0.08164	mg/L	0.013296	16.29%
Mg 279.077†	1370.4	0.7559	mg/L	0.00267	0.7559	mg/L	0.00267	0.35%
Mn 257.610†	634.3	0.01258	mg/L	0.000197	0.01258	mg/L	0.000197	1.57%
Mo 202.031†	-0.3	-0.00004	mg/L	0.000078	-0.00004	mg/L	0.000078	197.55%
Na 589.592†	524.5	0.07735	mg/L	0.002590	0.07735	mg/L	0.002590	3.35%
Na 330.237†	52.8	1.323	mg/L	0.1871	1.323	mg/L	0.1871	14.14%
Ni 231.604†	126.3	0.02877	mg/L	0.001700	0.02877	mg/L	0.001700	5.91%
Pb 220.353†	-0.9	0.00007	mg/L	0.000536	0.00007	mg/L	0.000536	790.19%
Sb 206.836†	-1.0	-0.00055	mg/L	0.001135	-0.00055	mg/L	0.001135	205.14%
Se 196.026†	14.9	0.00958	mg/L	0.005101	0.00958	mg/L	0.005101	53.23%
Si 288.158†	58.8	0.03046	mg/L	0.006450	0.03046	mg/L	0.006450	21.18%
Sn 189.927†	127.1	0.02816	mg/L	0.001202	0.02816	mg/L	0.001202	4.27%
Sr 421.552†	77088.4	0.1105	mg/L	0.00020	0.1105	mg/L	0.00020	0.18%
Ti 334.903†	1036.1	0.03796	mg/L	0.000484	0.03796	mg/L	0.000484	1.28%
Tl 190.801†	1.8	0.00178	mg/L	0.000761	0.00178	mg/L	0.000761	42.76%
V 292.402†	7938.7	0.03102	mg/L	0.000201	0.03102	mg/L	0.000201	0.65%
Zn 206.200†	1048.7	0.3030	mg/L	0.00200	0.3030	mg/L	0.00200	0.66%

Sequence No.: 26
Sample ID: IH29 L PHN
Analyst: ALA
Initial Sample Wt:
Dilution: 1X

Autosampler Location: 42
Date Collected: 7/28/2005 12:51:00 PM
Data Type: Original
Initial Sample Vol:
Sample Prep Vol:

Nebulizer Parameters: IH29 L PHN

Analyte	Back Pressure	Flow
All	174.0 kPa	0.50 L/min

Mean Data: IH29 L PHN

Analyte	Mean Corrected Intensity	Calib Conc.	Calib Units	Std.Dev.	Sample Conc.	Sample Units	Std.Dev.	RSD
ScA 357.253	1549240.8	109.0	%	0.43				0.39%
ScR 361.383	160312.4	109.6	%	0.48				0.44%
Ag 328.068†	-3.7	0.00003	mg/L	0.000046	0.00003	mg/L	0.000046	137.93%
Al 308.215†	1673.6	0.9163	mg/L	0.00783	0.9163	mg/L	0.00783	0.85%
As 188.979†	0.5	0.00010	mg/L	0.001368	0.00010	mg/L	0.001368	>999.9%
B 249.677†	5.3	0.00086	mg/L	0.000047	0.00086	mg/L	0.000047	5.45%
Ba 233.527†	120.6	0.01868	mg/L	0.000078	0.01868	mg/L	0.000078	0.42%
Be 313.042†	-114.7	-0.00014	mg/L	0.000041	-0.00014	mg/L	0.000041	29.25%
Ca 317.933†	32136.4	1.540	mg/L	0.0039	1.540	mg/L	0.0039	0.25%
Cd 228.802†	-9.2	-0.00025	mg/L	0.000079	-0.00025	mg/L	0.000079	31.75%
Co 228.616†	-4.5	-0.00019	mg/L	0.000179	-0.00019	mg/L	0.000179	92.20%
Cr 267.716†	158.5	0.01530	mg/L	0.000101	0.01530	mg/L	0.000101	0.66%
Cu 324.752†	1910.9	0.00762	mg/L	0.000095	0.00762	mg/L	0.000095	1.25%
Fe 273.955†	1378.9	0.8867	mg/L	0.00676	0.8867	mg/L	0.00676	0.76%
K 766.490†	-35.5	-0.03005	mg/L	0.020334	-0.03005	mg/L	0.020334	67.68%
Mg 279.077†	683.6	0.3777	mg/L	0.00550	0.3777	mg/L	0.00550	1.46%
Mn 257.610†	1402.6	0.02794	mg/L	0.000213	0.02794	mg/L	0.000213	0.76%
Mo 202.031†	1.1	0.00008	mg/L	0.000123	0.00008	mg/L	0.000123	150.25%
Na 589.592†	6627.8	0.9774	mg/L	0.00596	0.9774	mg/L	0.00596	0.61%
Na 330.237†	75.4	2.010	mg/L	0.2803	2.010	mg/L	0.2803	13.94%
Ni 231.604†	9.3	0.00213	mg/L	0.002017	0.00213	mg/L	0.002017	94.81%
Pb 220.353†	61.9	0.00663	mg/L	0.000339	0.00663	mg/L	0.000339	5.12%
Sb 206.836†	0.0	-0.00022	mg/L	0.001778	-0.00022	mg/L	0.001778	826.75%
Se 196.026†	23.6	0.01473	mg/L	0.003224	0.01473	mg/L	0.003224	21.90%
Si 288.158†	509.1	0.2637	mg/L	0.00255	0.2637	mg/L	0.00255	0.97%
Sn 189.927†	9.6	0.00226	mg/L	0.001435	0.00226	mg/L	0.001435	63.34%
Sr 421.552†	3618.3	0.00519	mg/L	0.000067	0.00519	mg/L	0.000067	1.29%
Ti 334.903†	1057.1	0.03873	mg/L	0.000539	0.03873	mg/L	0.000539	1.39%
Tl 190.801†	-0.0	0.00006	mg/L	0.001778	0.00006	mg/L	0.001778	>999.9%
V 292.402†	220.8	0.00096	mg/L	0.000088	0.00096	mg/L	0.000088	9.13%
Zn 206.200†	147.1	0.04249	mg/L	0.001090	0.04249	mg/L	0.001090	2.57%

Sequence No.: 27
Sample ID: IH29 M PHN
Analyst: ALA
Initial Sample Wt:
Dilution: 1X

Autosampler Location: 43
Date Collected: 7/28/2005 12:57:24 PM
Data Type: Original
Initial Sample Vol:
Sample Prep Vol:

Nebulizer Parameters: IH29 M PHN

Analyte	Back Pressure	Flow
All	174.0 kPa	0.50 L/min

Mean Data: IH29 M PHN

Analyte	Mean Corrected Intensity	Calib Conc.	Calib Units	Calib Std.Dev.	Sample Conc.	Sample Units	Sample Std.Dev.	RSD
ScA 357.253	1550221.0	109.1	%	0.46				0.42%
ScR 361.383	157996.8	108.0	%	1.26				1.16%
Ag 328.068†	55.2	0.00019	mg/L	0.000134	0.00019	mg/L	0.000134	70.14%
Al 308.215†	1454.2	0.7962	mg/L	0.01140	0.7962	mg/L	0.01140	1.43%
As 188.979†	2.0	0.00150	mg/L	0.002551	0.00150	mg/L	0.002551	169.80%
B 249.677†	-16.1	-0.00251	mg/L	0.001036	-0.00251	mg/L	0.001036	41.21%
Ba 233.527†	55.1	0.00854	mg/L	0.000645	0.00854	mg/L	0.000645	7.55%
Be 313.042†	821.9	0.00099	mg/L	0.000027	0.00099	mg/L	0.000027	2.72%
Ca 317.933†	25329.6	1.214	mg/L	0.0074	1.214	mg/L	0.0074	0.61%
Cd 228.802†	1.3	0.00003	mg/L	0.000125	0.00003	mg/L	0.000125	404.24%
Co 228.616†	8.6	0.00020	mg/L	0.000094	0.00020	mg/L	0.000094	47.80%
Cr 267.716†	90.0	0.00866	mg/L	0.000359	0.00866	mg/L	0.000359	4.14%
Cu 324.752†	1240.6	0.00491	mg/L	0.000052	0.00491	mg/L	0.000052	1.07%
Fe 273.955†	351.2	0.2258	mg/L	0.00187	0.2258	mg/L	0.00187	0.83%
K 766.490†	-27.1	-0.02289	mg/L	0.027895	-0.02289	mg/L	0.027895	121.85%
Mg 279.077†	450.7	0.2493	mg/L	0.00329	0.2493	mg/L	0.00329	1.32%
Mn 257.610†	287.5	0.00571	mg/L	0.000142	0.00571	mg/L	0.000142	2.48%
Mo 202.031†	10.9	0.00089	mg/L	0.000070	0.00089	mg/L	0.000070	7.90%
Na 589.592†	5119.3	0.7549	mg/L	0.01144	0.7549	mg/L	0.01144	1.52%
Na 330.237†	55.0	1.468	mg/L	0.1777	1.468	mg/L	0.1777	12.10%
Ni 231.604†	16.8	0.00383	mg/L	0.000178	0.00383	mg/L	0.000178	4.65%
Pb 220.353†	2.8	0.00045	mg/L	0.000341	0.00045	mg/L	0.000341	76.30%
Sb 206.836†	-1.9	-0.00147	mg/L	0.001609	-0.00147	mg/L	0.001609	109.40%
Se 196.026†	19.6	0.01220	mg/L	0.002378	0.01220	mg/L	0.002378	19.49%
Si 288.158†	110.2	0.05709	mg/L	0.005295	0.05709	mg/L	0.005295	9.27%
Sn 189.927†	42.6	0.00943	mg/L	0.000600	0.00943	mg/L	0.000600	6.36%
Sr 421.552†	2382.3	0.00342	mg/L	0.000099	0.00342	mg/L	0.000099	2.91%
Ti 334.903†	742.7	0.02721	mg/L	0.000816	0.02721	mg/L	0.000816	3.00%
Tl 190.801†	1.4	0.00120	mg/L	0.000796	0.00120	mg/L	0.000796	66.52%
V 292.402†	168.3	0.00071	mg/L	0.000014	0.00071	mg/L	0.000014	1.99%
Zn 206.200†	77.7	0.02244	mg/L	0.000155	0.02244	mg/L	0.000155	0.69%

Sequence No.: 28
Sample ID: IH28 K SWC
Analyst: ALA
Initial Sample Wt:
Dilution: 2X

Autosampler Location: 44
Date Collected: 7/28/2005 1:03:47 PM
Data Type: Original
Initial Sample Vol:
Sample Prep Vol:

Nebulizer Parameters: IH28 K SWC

Analyte	Back Pressure	Flow
All	174.0 kPa	0.50 L/min

Mean Data: IH28 K SWC

Analyte	Mean Corrected Intensity	Calib Conc.	Calib Units	Calib Std.Dev.	Sample Conc.	Sample Units	Sample Std.Dev.	RSD
ScA 357.253	1469364.5	103.4	%	0.20				0.19%
ScR 361.383	155143.1	106.0	%	1.12				1.06%
Ag 328.068†	-2021.0	-0.00099	mg/L	0.000280	-0.00197	mg/L	0.000561	28.44%
Al 308.215†	161855.2	88.61	mg/L	0.206	177.2	mg/L	0.41	0.23%
As 188.979†	88.5	0.05538	mg/L	0.004709	0.1108	mg/L	0.00942	8.50%
B 249.677†	680.1	0.1057	mg/L	0.00195	0.2115	mg/L	0.00390	1.84%
Ba 233.527†	1508.8	0.2262	mg/L	0.00284	0.4523	mg/L	0.00569	1.26%
Be 313.042†	1386.4	0.00124	mg/L	0.000056	0.00247	mg/L	0.000112	4.52%
Ca 317.933†	832227.0	39.89	mg/L	0.103	79.78	mg/L	0.206	0.26%
Cd 228.802†	334.1	0.00772	mg/L	0.000038	0.01544	mg/L	0.000075	0.49%
Co 228.616†	1619.9	0.03353	mg/L	0.000130	0.06705	mg/L	0.000261	0.39%
Cr 267.716†	2043.6	0.1931	mg/L	0.00259	0.3862	mg/L	0.00519	1.34%
Cu 324.752†	22120.7	0.09628	mg/L	0.000235	0.1926	mg/L	0.00047	0.24%
Fe 273.955†	186068.5	119.7	mg/L	0.90	239.3	mg/L	1.80	0.75%
K 766.490†	14352.6	12.13	mg/L	0.131	24.26	mg/L	0.263	1.08%
Mg 279.077†	79835.6	44.10	mg/L	0.050	88.19	mg/L	0.101	0.11%
Mn 257.610†	60784.3	1.209	mg/L	0.0050	2.419	mg/L	0.0099	0.41%
Mo 202.031†	283.0	0.02240	mg/L	0.000170	0.04480	mg/L	0.000340	0.76%
Na 589.592†	270917.9	39.95	mg/L	0.138	79.90	mg/L	0.277	0.35%
Na 330.237†	1487.9	41.16	mg/L	0.357	82.32	mg/L	0.715	0.87%
Ni 231.604†	622.4	0.1418	mg/L	0.00219	0.2836	mg/L	0.00438	1.55%
Pb 220.353†	97.1	0.02580	mg/L	0.000227	0.05159	mg/L	0.000455	0.88%
Sb 206.836†	21.9	0.01675	mg/L	0.000204	0.03350	mg/L	0.000408	1.22%
Se 196.026†	-18.7	0.00105	mg/L	0.001359	0.00210	mg/L	0.002718	129.35%
Si 288.158†	3598.1	1.864	mg/L	0.0148	3.728	mg/L	0.0297	0.80%
Sn 189.927†	-52.6	-0.00834	mg/L	0.000957	-0.01667	mg/L	0.001913	11.48%
Sr 421.552†	213498.1	0.3061	mg/L	0.00097	0.6122	mg/L	0.00194	0.32%
Ti 334.903†	165089.3	6.049	mg/L	0.0165	12.10	mg/L	0.033	0.27%
Tl 190.801†	-13.1	-0.00265	mg/L	0.002256	-0.00530	mg/L	0.004511	85.15%
V 292.402†	68958.7	0.2679	mg/L	0.00023	0.5358	mg/L	0.00046	0.09%
Zn 206.200†	965.5	0.2782	mg/L	0.00270	0.5565	mg/L	0.00541	0.97%

Sequence No.: 29
Sample ID: IH28 L SWC
Analyst: ALA
Initial Sample Wt:
Dilution: 2X

Autosampler Location: 45
Date Collected: 7/28/2005 1:10:14 PM
Data Type: Original
Initial Sample Vol:
Sample Prep Vol:

Nebulizer Parameters: IH28 L SWC

Analyte	Back Pressure	Flow
All	174.0 kPa	0.50 L/min

Mean Data: IH28 L SWC

Analyte	Mean Corrected Intensity	Calib Conc.	Calib Units	Calib Std.Dev.	Sample Conc.	Sample Units	Sample Std.Dev.	RSD
ScA 357.253	1473540.2	103.7	%	0.25				0.24%
ScR 361.383	156462.2	106.9	%	0.26				0.24%
Ag 328.068†	-1893.9	-0.00075	mg/L	0.000042	-0.00150	mg/L	0.000083	5.55%
Al 308.215†	157014.5	85.96	mg/L	0.154	171.9	mg/L	0.31	0.18%
As 188.979†	78.4	0.04699	mg/L	0.001937	0.09398	mg/L	0.003875	4.12%
B 249.677†	863.8	0.1347	mg/L	0.00080	0.2693	mg/L	0.00159	0.59%
Ba 233.527†	1452.7	0.2177	mg/L	0.00044	0.4354	mg/L	0.00088	0.20%
Be 313.042†	1286.7	0.00109	mg/L	0.000014	0.00218	mg/L	0.000028	1.28%
Ca 317.933†	827442.4	39.66	mg/L	0.115	79.32	mg/L	0.230	0.29%
Cd 228.802†	339.7	0.00791	mg/L	0.000144	0.01581	mg/L	0.000288	1.82%
Co 228.616†	1629.4	0.03415	mg/L	0.000381	0.06830	mg/L	0.000762	1.12%
Cr 267.716†	1855.8	0.1750	mg/L	0.00094	0.3501	mg/L	0.00188	0.54%
Cu 324.752†	25260.9	0.1084	mg/L	0.00076	0.2168	mg/L	0.00153	0.70%
Fe 273.955†	179848.9	115.7	mg/L	0.14	231.3	mg/L	0.29	0.12%
K 766.490†	13300.2	11.24	mg/L	0.107	22.48	mg/L	0.214	0.95%
Mg 279.077†	77373.8	42.74	mg/L	0.086	85.47	mg/L	0.172	0.20%
Mn 257.610†	59225.0	1.178	mg/L	0.0033	2.357	mg/L	0.0066	0.28%
Mo 202.031†	300.4	0.02384	mg/L	0.000309	0.04767	mg/L	0.000618	1.30%
Na 589.592†	293633.7	43.30	mg/L	0.155	86.60	mg/L	0.309	0.36%
Na 330.237†	1641.2	45.22	mg/L	0.225	90.43	mg/L	0.450	0.50%
Ni 231.604†	581.8	0.1325	mg/L	0.00120	0.2651	mg/L	0.00239	0.90%
Pb 220.353†	104.7	0.02610	mg/L	0.000288	0.05220	mg/L	0.000576	1.10%
Sb 206.836†	19.1	0.01491	mg/L	0.001918	0.02983	mg/L	0.003837	12.86%
Se 196.026†	-2.0	0.01101	mg/L	0.001894	0.02202	mg/L	0.003788	17.20%
Si 288.158†	3930.8	2.036	mg/L	0.0057	4.073	mg/L	0.0115	0.28%
Sn 189.927†	-57.7	-0.00945	mg/L	0.000503	-0.01890	mg/L	0.001005	5.32%
Sr 421.552†	199177.1	0.2856	mg/L	0.00068	0.5712	mg/L	0.00135	0.24%
Ti 334.903†	159571.1	5.847	mg/L	0.0147	11.69	mg/L	0.029	0.25%
Tl 190.801†	-8.0	0.00130	mg/L	0.001667	0.00259	mg/L	0.003333	128.67%
V 292.402†	73389.8	0.2852	mg/L	0.00240	0.5703	mg/L	0.00481	0.84%
Zn 206.200†	921.4	0.2655	mg/L	0.00187	0.5310	mg/L	0.00373	0.70%

Sequence No.: 30
Sample ID: IH28 M SWC
Analyst: ALA
Initial Sample Wt:
Dilution: 2X

Autosampler Location: 46
Date Collected: 7/28/2005 1:16:41 PM
Data Type: Original
Initial Sample Vol:
Sample Prep Vol:

Nebulizer Parameters: IH28 M SWC

Analyte	Back Pressure	Flow
All	174.0 kPa	0.50 L/min

Mean Data: IH28 M SWC

Analyte	Mean Corrected Intensity	Calib Conc.	Calib Units	Calib Std.Dev.	Sample Conc.	Sample Units	Sample Std.Dev.	RSD
ScA 357.253	1467110.7	103.2	%	0.44				0.43%
ScR 361.383	153513.1	104.9	%	0.21				0.20%
Ag 328.068†	-1429.0	-0.00051	mg/L	0.000094	-0.00103	mg/L	0.000188	18.27%
Al 308.215†	119402.6	65.37	mg/L	0.108	130.7	mg/L	0.22	0.17%
As 188.979†	70.1	0.04279	mg/L	0.004973	0.08557	mg/L	0.009946	11.62%
B 249.677†	1308.9	0.2051	mg/L	0.00154	0.4101	mg/L	0.00309	0.75%
Ba 233.527†	1013.9	0.1517	mg/L	0.00084	0.3034	mg/L	0.00167	0.55%
Be 313.042†	1062.9	0.00096	mg/L	0.000047	0.00193	mg/L	0.000094	4.87%
Ca 317.933†	1176715.7	56.40	mg/L	0.125	112.8	mg/L	0.25	0.22%
Cd 228.802†	248.2	0.00577	mg/L	0.000019	0.01153	mg/L	0.000039	0.34%
Co 228.616†	1180.7	0.02454	mg/L	0.000222	0.04908	mg/L	0.000445	0.91%
Cr 267.716†	1432.3	0.1343	mg/L	0.00053	0.2686	mg/L	0.00105	0.39%
Cu 324.752†	144444.9	0.5772	mg/L	0.00568	1.154	mg/L	0.0114	0.98%
Fe 273.955†	131210.6	84.38	mg/L	0.192	168.8	mg/L	0.38	0.23%
K 766.490†	11507.8	9.727	mg/L	0.0404	19.45	mg/L	0.081	0.42%
Mg 279.077†	62587.6	34.58	mg/L	0.046	69.15	mg/L	0.092	0.13%
Mn 257.610†	42112.2	0.8376	mg/L	0.00127	1.675	mg/L	0.0025	0.15%
Mo 202.031†	243.0	0.01928	mg/L	0.000288	0.03857	mg/L	0.000576	1.49%
Na 589.592†	371677.4	54.81	mg/L	0.077	109.6	mg/L	0.15	0.14%
Na 330.237†	2086.4	56.65	mg/L	0.069	113.3	mg/L	0.14	0.12%
Ni 231.604†	458.4	0.1044	mg/L	0.00108	0.2089	mg/L	0.00216	1.03%
Pb 220.353†	286.9	0.04115	mg/L	0.000619	0.08231	mg/L	0.001238	1.50%
Sb 206.836†	18.0	0.01232	mg/L	0.001077	0.02464	mg/L	0.002154	8.74%
Se 196.026†	7.1	0.01331	mg/L	0.005696	0.02662	mg/L	0.011393	42.79%
Si 288.158†	5089.9	2.637	mg/L	0.0132	5.273	mg/L	0.0263	0.50%
Sn 189.927†	-50.5	-0.00587	mg/L	0.000569	-0.01175	mg/L	0.001138	9.69%
Sr 421.552†	292407.2	0.4193	mg/L	0.00068	0.8385	mg/L	0.00137	0.16%
Ti 334.903†	119663.4	4.384	mg/L	0.0046	8.769	mg/L	0.0092	0.10%
Tl 190.801†	-5.6	0.00105	mg/L	0.002349	0.00211	mg/L	0.004698	223.10%
V 292.402†	50475.8	0.1961	mg/L	0.00203	0.3921	mg/L	0.00406	1.04%
Zn 206.200†	787.1	0.2268	mg/L	0.00082	0.4537	mg/L	0.00164	0.36%

Sequence No.: 31
Sample ID: IH28 N SWC
Analyst: ALA
Initial Sample Wt:
Dilution: 2X

Autosampler Location: 47
Date Collected: 7/28/2005 1:23:09 PM
Data Type: Original
Initial Sample Vol:
Sample Prep Vol:

Nebulizer Parameters: IH28 N SWC

Analyte	Back Pressure	Flow
All	174.0 kPa	0.50 L/min

Mean Data: IH28 N SWC

Analyte	Mean Corrected Intensity	Calib Conc.	Calib Units	Std.Dev.	Sample Conc.	Sample Units	Std.Dev.	RSD
ScA 357.253	1476087.4	103.9	%	0.77				0.74%
ScR 361.383	153791.2	105.1	%	0.64				0.61%
Ag 328.068†	-1787.0	-0.00053	mg/L	0.000131	-0.00105	mg/L	0.000262	24.88%
Al 308.215†	137183.8	75.11	mg/L	0.253	150.2	mg/L	0.51	0.34%
As 188.979†	83.8	0.05149	mg/L	0.001501	0.1030	mg/L	0.00300	2.92%
B 249.677†	1380.7	0.2163	mg/L	0.00211	0.4326	mg/L	0.00422	0.98%
Ba 233.527†	1363.4	0.2044	mg/L	0.00214	0.4087	mg/L	0.00429	1.05%
Be 313.042†	1248.7	0.00114	mg/L	0.000028	0.00229	mg/L	0.000056	2.47%
Ca 317.933†	1461801.6	70.07	mg/L	0.268	140.1	mg/L	0.54	0.38%
Cd 228.802†	303.1	0.00700	mg/L	0.000059	0.01401	mg/L	0.000117	0.84%
Co 228.616†	1422.0	0.02972	mg/L	0.000552	0.05944	mg/L	0.001103	1.86%
Cr 267.716†	1860.7	0.1755	mg/L	0.00205	0.3510	mg/L	0.00409	1.17%
Cu 324.752†	40616.9	0.1687	mg/L	0.00083	0.3373	mg/L	0.00167	0.49%
Fe 273.955†	168523.7	108.4	mg/L	0.71	216.7	mg/L	1.42	0.66%
K 766.490†	14503.1	12.26	mg/L	0.061	24.52	mg/L	0.122	0.50%
Mg 279.077†	74772.3	41.30	mg/L	0.095	82.61	mg/L	0.190	0.23%
Mn 257.610†	51981.1	1.034	mg/L	0.0051	2.068	mg/L	0.0101	0.49%
Mo 202.031†	171.8	0.01339	mg/L	0.000411	0.02677	mg/L	0.000822	3.07%
Na 589.592†	391244.7	57.70	mg/L	0.216	115.4	mg/L	0.43	0.37%
Na 330.237†	2175.1	59.09	mg/L	0.280	118.2	mg/L	0.56	0.47%
Ni 231.604†	587.2	0.1338	mg/L	0.00171	0.2675	mg/L	0.00343	1.28%
Pb 220.353†	438.2	0.05892	mg/L	0.000567	0.1178	mg/L	0.00113	0.96%
Sb 206.836†	25.1	0.01681	mg/L	0.002230	0.03363	mg/L	0.004459	13.26%
Se 196.026†	10.6	0.01801	mg/L	0.007276	0.03601	mg/L	0.014551	40.41%
Si 288.158†	3439.4	1.782	mg/L	0.0223	3.564	mg/L	0.0447	1.25%
Sn 189.927†	-44.2	-0.00319	mg/L	0.001343	-0.00637	mg/L	0.002687	42.16%
Sr 421.552†	434998.1	0.6237	mg/L	0.00202	1.247	mg/L	0.0040	0.32%
Ti 334.903†	138378.0	5.070	mg/L	0.0198	10.14	mg/L	0.040	0.39%
Tl 190.801†	-5.1	0.00348	mg/L	0.004545	0.00697	mg/L	0.009090	130.50%
V 292.402†	57657.3	0.2241	mg/L	0.00109	0.4482	mg/L	0.00218	0.49%
Zn 206.200†	1063.8	0.3067	mg/L	0.00307	0.6134	mg/L	0.00614	1.00%

Sequence No.: 32
Sample ID: IH29 B SWC
Analyst: ALA
Initial Sample Wt:
Dilution: 2X

Autosampler Location: 48
Date Collected: 7/28/2005 1:29:36 PM
Data Type: Original
Initial Sample Vol:
Sample Prep Vol:

Nebulizer Parameters: IH29 B SWC

Analyte	Back Pressure	Flow
All	174.0 kPa	0.50 L/min

Mean Data: IH29 B SWC

Analyte	Mean Corrected Intensity	Calib Conc.	Calib Units	Calib Std.Dev.	Sample Conc.	Sample Units	Sample Std.Dev.	RSD
ScA 357.253	1488595.7	104.8	%	0.58				0.55%
ScR 361.383	154630.3	105.7	%	0.87				0.82%
Ag 328.068†	-1518.1	-0.00083	mg/L	0.000346	-0.00166	mg/L	0.000693	41.64%
Al 308.215†	120693.9	66.08	mg/L	0.193	132.2	mg/L	0.39	0.29%
As 188.979†	90.8	0.05772	mg/L	0.003005	0.1154	mg/L	0.00601	5.21%
B 249.677†	316.7	0.04891	mg/L	0.001118	0.09781	mg/L	0.002235	2.29%
Ba 233.527†	1103.6	0.1661	mg/L	0.00083	0.3321	mg/L	0.00166	0.50%
Be 313.042†	891.6	0.00078	mg/L	0.000022	0.00157	mg/L	0.000044	2.81%
Ca 317.933†	1997193.3	95.73	mg/L	0.732	191.5	mg/L	1.46	0.76%
Cd 228.802†	196.4	0.00443	mg/L	0.000053	0.00886	mg/L	0.000106	1.20%
Co 228.616†	1153.3	0.02414	mg/L	0.000563	0.04828	mg/L	0.001125	2.33%
Cr 267.716†	1326.3	0.1254	mg/L	0.00048	0.2508	mg/L	0.00096	0.38%
Cu 324.752†	21618.9	0.09115	mg/L	0.000582	0.1823	mg/L	0.00116	0.64%
Fe 273.955†	121516.6	78.14	mg/L	0.034	156.3	mg/L	0.07	0.04%
K 766.490†	8490.5	7.177	mg/L	0.0787	14.35	mg/L	0.157	1.10%
Mg 279.077†	50939.1	28.13	mg/L	0.080	56.27	mg/L	0.161	0.29%
Mn 257.610†	48784.5	0.9705	mg/L	0.00277	1.941	mg/L	0.0055	0.29%
Mo 202.031†	238.1	0.01898	mg/L	0.000572	0.03795	mg/L	0.001143	3.01%
Na 589.592†	189955.5	28.01	mg/L	0.227	56.02	mg/L	0.454	0.81%
Na 330.237†	1095.8	29.78	mg/L	0.036	59.57	mg/L	0.072	0.12%
Ni 231.604†	395.3	0.09007	mg/L	0.000217	0.1801	mg/L	0.00043	0.24%
Pb 220.353†	67.6	0.01869	mg/L	0.000664	0.03738	mg/L	0.001327	3.55%
Sb 206.836†	28.8	0.01798	mg/L	0.002165	0.03596	mg/L	0.004330	12.04%
Se 196.026†	14.9	0.01752	mg/L	0.002702	0.03504	mg/L	0.005405	15.42%
Si 288.158†	2621.5	1.358	mg/L	0.0067	2.716	mg/L	0.0133	0.49%
Sn 189.927†	-100.2	-0.01260	mg/L	0.001512	-0.02521	mg/L	0.003024	11.99%
Sr 421.552†	440625.5	0.6318	mg/L	0.00504	1.264	mg/L	0.0101	0.80%
Ti 334.903†	115762.5	4.241	mg/L	0.0340	8.483	mg/L	0.0681	0.80%
Tl 190.801†	0.2	0.00544	mg/L	0.003985	0.01088	mg/L	0.007971	73.27%
V 292.402†	46262.8	0.1796	mg/L	0.00099	0.3593	mg/L	0.00199	0.55%
Zn 206.200†	575.4	0.1658	mg/L	0.00122	0.3316	mg/L	0.00244	0.74%

Sequence No.: 33
Sample ID: IH29 C SWC
Analyst: ALA
Initial Sample Wt:
Dilution: 2X

Autosampler Location: 49
Date Collected: 7/28/2005 1:36:21 PM
Data Type: Original
Initial Sample Vol:
Sample Prep Vol:

Nebulizer Parameters: IH29 C SWC

Analyte	Back Pressure	Flow
All	174.0 kPa	0.50 L/min

Mean Data: IH29 C SWC

Analyte	Mean Corrected Intensity	Calib Conc.	Calib Units	Calib Std.Dev.	Sample Conc.	Sample Units	Sample Std.Dev.	RSD
ScA 357.253	1512449.1	106.4	%	0.32				0.30%
ScR 361.383	158633.3	108.4	%	0.09				0.09%
Ag 328.068†	-3837.0	-0.00183	mg/L	0.000102	-0.00366	mg/L	0.000205	5.59%
Al 308.215†	280221.8	153.4	mg/L	0.76	306.8	mg/L	1.53	0.50%
As 188.979†	110.4	0.06159	mg/L	0.003152	0.1232	mg/L	0.00630	5.12%
B 249.677†	552.0	0.08473	mg/L	0.000580	0.1695	mg/L	0.00116	0.68%
Ba 233.527†	4516.9	0.6856	mg/L	0.00167	1.371	mg/L	0.0033	0.24%
Be 313.042†	2555.5	0.00218	mg/L	0.000008	0.00436	mg/L	0.000017	0.39%
Ca 317.933†	1028504.5	49.30	mg/L	0.294	98.60	mg/L	0.589	0.60%
Cd 228.802†	111.1	0.00097	mg/L	0.000167	0.00195	mg/L	0.000335	17.17%
Co 228.616†	4418.1	0.1032	mg/L	0.00038	0.2063	mg/L	0.00075	0.36%
Cr 267.716†	3330.6	0.3128	mg/L	0.00071	0.6257	mg/L	0.00143	0.23%
Cu 324.752†	81487.8	0.3402	mg/L	0.00050	0.6805	mg/L	0.00100	0.15%
Fe 273.955†	366207.3	235.5	mg/L	1.71	471.0	mg/L	3.43	0.73%
K 766.490†	32143.5	27.17	mg/L	0.181	54.34	mg/L	0.362	0.67%
Mg 279.077†	157437.7	86.96	mg/L	0.452	173.9	mg/L	0.90	0.52%
Mn 257.610†	169769.0	3.380	mg/L	0.0223	6.760	mg/L	0.0446	0.66%
Mo 202.031†	91.0	0.00615	mg/L	0.000430	0.01229	mg/L	0.000860	7.00%
Na 589.592†	221553.5	32.67	mg/L	0.184	65.34	mg/L	0.368	0.56%
Na 330.237†	1188.7	33.93	mg/L	0.083	67.85	mg/L	0.167	0.25%
Ni 231.604†	1347.5	0.3070	mg/L	0.00115	0.6139	mg/L	0.00230	0.38%
Pb 220.353†	212.3	0.04913	mg/L	0.000568	0.09827	mg/L	0.001136	1.16%
Sb 206.836†	29.7	0.02393	mg/L	0.000903	0.04786	mg/L	0.001807	3.78%
Se 196.026†	-43.8	-0.00228	mg/L	0.009237	-0.00457	mg/L	0.018474	404.34%
Si 288.158†	3352.5	1.737	mg/L	0.0089	3.474	mg/L	0.0178	0.51%
Sn 189.927†	-70.8	-0.01192	mg/L	0.001863	-0.02384	mg/L	0.003727	15.63%
Sr 421.552†	223259.3	0.3201	mg/L	0.00180	0.6402	mg/L	0.00361	0.56%
Ti 334.903†	258646.4	9.477	mg/L	0.0518	18.95	mg/L	0.104	0.55%
Tl 190.801†	-23.5	-0.00220	mg/L	0.007579	-0.00439	mg/L	0.015158	345.20%
V 292.402†	142430.1	0.5543	mg/L	0.00161	1.109	mg/L	0.0032	0.29%
Zn 206.200†	1799.9	0.5186	mg/L	0.00235	1.037	mg/L	0.0047	0.45%

Sequence No.: 34
Sample ID: IH29 MB2SPK PHN
Analyst: ALA
Initial Sample Wt:
Dilution: 1X

Autosampler Location: 50
Date Collected: 7/28/2005 1:42:37 PM
Data Type: Original
Initial Sample Vol:
Sample Prep Vol:

Nebulizer Parameters: IH29 MB2SPK PHN

Analyte	Back Pressure	Flow
All	174.0 kPa	0.50 L/min

Mean Data: IH29 MB2SPK PHN

Analyte	Mean Corrected Intensity	Calib Conc.	Calib Units	Calib Std.Dev.	Sample Conc.	Sample Units	Sample Std.Dev.	RSD
ScA 357.253	1582877.1	111.4	%	0.41				0.37%
ScR 361.383	163743.6	111.9	%	0.84				0.75%
Ag 328.068†	93213.9	0.2952	mg/L	0.00054	0.2952	mg/L	0.00054	0.18%
Al 308.215†	3925.5	2.141	mg/L	0.0214	2.141	mg/L	0.0214	1.00%
As 188.979†	1364.6	1.216	mg/L	0.0050	1.216	mg/L	0.0050	0.41%
B 249.677†	-14.7	-0.00190	mg/L	0.001023	-0.00190	mg/L	0.001023	53.84%
Ba 233.527†	127282.2	19.78	mg/L	0.016	19.78	mg/L	0.016	0.08%
Be 313.042†	252536.3	0.3053	mg/L	0.00038	0.3053	mg/L	0.00038	0.13%
Ca 317.933†	331652.9	15.90	mg/L	0.021	15.90	mg/L	0.021	0.13%
Cd 228.802†	12352.5	0.3206	mg/L	0.00098	0.3206	mg/L	0.00098	0.31%
Co 228.616†	12219.3	0.3275	mg/L	0.00129	0.3275	mg/L	0.00129	0.39%
Cr 267.716†	3333.1	0.3213	mg/L	0.00220	0.3213	mg/L	0.00220	0.69%
Cu 324.752†	86717.8	0.3439	mg/L	0.00061	0.3439	mg/L	0.00061	0.18%
Fe 273.955†	18769.3	12.07	mg/L	0.113	12.07	mg/L	0.113	0.93%
K 766.490†	7134.4	6.031	mg/L	0.0390	6.031	mg/L	0.0390	0.65%
Mg 279.077†	14954.3	8.268	mg/L	0.0865	8.268	mg/L	0.0865	1.05%
Mn 257.610†	17054.0	0.3399	mg/L	0.00336	0.3399	mg/L	0.00336	0.99%
Mo 202.031†	20.4	0.00152	mg/L	0.000332	0.00152	mg/L	0.000332	21.76%
Na 589.592†	43921.9	6.477	mg/L	0.0142	6.477	mg/L	0.0142	0.22%
Na 330.237†	302.1	7.671	mg/L	0.3180	7.671	mg/L	0.3180	4.15%
Ni 231.604†	1880.7	0.4291	mg/L	0.00558	0.4291	mg/L	0.00558	1.30%
Pb 220.353†	11607.6	1.210	mg/L	0.0036	1.210	mg/L	0.0036	0.30%
Sb 206.836†	1638.8	1.174	mg/L	0.0070	1.174	mg/L	0.0070	0.59%
Se 196.026†	1914.6	1.190	mg/L	0.0022	1.190	mg/L	0.0022	0.19%
Si 288.158†	139.9	0.07310	mg/L	0.001810	0.07310	mg/L	0.001810	2.48%
Sn 189.927†	390.5	0.08909	mg/L	0.000960	0.08909	mg/L	0.000960	1.08%
Sr 421.552†	528275.2	0.7574	mg/L	0.00063	0.7574	mg/L	0.00063	0.08%
Ti 334.903†	1565.8	0.05730	mg/L	0.000639	0.05730	mg/L	0.000639	1.12%
Tl 190.801†	1516.3	1.263	mg/L	0.0092	1.263	mg/L	0.0092	0.73%
V 292.402†	120451.3	0.4728	mg/L	0.00071	0.4728	mg/L	0.00071	0.15%
Zn 206.200†	4458.5	1.288	mg/L	0.0120	1.288	mg/L	0.0120	0.93%

Sequence No.: 35
Sample ID: CV C
Analyst: ALA
Initial Sample Wt:
Dilution: 1X

Autosampler Location: 7
Date Collected: 7/28/2005 1:49:04 PM
Data Type: Original
Initial Sample Vol:
Sample Prep Vol:

Nebulizer Parameters: CV

Analyte	Back Pressure	Flow
All	174.0 kPa	0.50 L/min

Mean Data: CV

Analyte	Mean Corrected Intensity	Calib Conc.	Calib Units	Std.Dev.	Sample Conc.	Sample Units	Std.Dev.	RSD
ScA 357.253	1469947.9	103.4	%	0.34				0.32%
ScR 361.383	152021.4	103.9	%	0.72				0.69%
Ag 328.068†	294803.3	0.9315	mg/L	0.00048	0.9315	mg/L	0.00048	0.05%
Al 308.215†	3413.6	1.835	mg/L	0.0134	1.835	mg/L	0.0134	0.73%
As 188.979†	2146.8	1.913	mg/L	0.0112	1.913	mg/L	0.0112	0.58%
B 249.677†	5632.9	0.8893	mg/L	0.00583	0.8893	mg/L	0.00583	0.66%
Ba 233.527†	6007.3	0.9332	mg/L	0.00787	0.9332	mg/L	0.00787	0.84%
Be 313.042†	748614.4	0.9057	mg/L	0.00184	0.9057	mg/L	0.00184	0.20%
Ca 317.933†	38634.3	1.852	mg/L	0.0141	1.852	mg/L	0.0141	0.76%
Cd 228.802†	37429.3	0.9761	mg/L	0.00239	0.9761	mg/L	0.00239	0.24%
Co 228.616†	34566.5	0.9429	mg/L	0.00306	0.9429	mg/L	0.00306	0.32%
Cr 267.716†	9590.9	0.9284	mg/L	0.00654	0.9284	mg/L	0.00654	0.70%
Cu 324.752†	255927.7	1.011	mg/L	0.0006	1.011	mg/L	0.0006	0.06%
Fe 273.955†	2984.9	1.917	mg/L	0.0229	1.917	mg/L	0.0229	1.20%
K 766.490†	22014.5	18.61	mg/L	0.106	18.61	mg/L	0.106	0.57%
Mg 279.077†	3423.4	1.898	mg/L	0.0118	1.898	mg/L	0.0118	0.62%
Mn 257.610†	45618.6	0.9099	mg/L	0.00792	0.9099	mg/L	0.00792	0.87%
Mo 202.031†	11528.4	0.9384	mg/L	0.00880	0.9384	mg/L	0.00880	0.94%
Na 589.592†	315017.5	46.45	mg/L	0.110	46.45	mg/L	0.110	0.24%
Na 330.237†	1746.1	46.81	mg/L	0.436	46.81	mg/L	0.436	0.93%
Ni 231.604†	4066.8	0.9277	mg/L	0.00972	0.9277	mg/L	0.00972	1.05%
Pb 220.353†	17879.0	1.864	mg/L	0.0175	1.864	mg/L	0.0175	0.94%
Sb 206.836†	2734.5	1.962	mg/L	0.0146	1.962	mg/L	0.0146	0.74%
Se 196.026†	3061.8	1.901	mg/L	0.0124	1.901	mg/L	0.0124	0.65%
Si 288.158†	3838.8	1.990	mg/L	0.0202	1.990	mg/L	0.0202	1.01%
Sn 189.927†	4076.9	0.8952	mg/L	0.00590	0.8952	mg/L	0.00590	0.66%
Sr 421.552†	629802.5	0.9030	mg/L	0.00215	0.9030	mg/L	0.00215	0.24%
Ti 334.903†	25512.5	0.9335	mg/L	0.00202	0.9335	mg/L	0.00202	0.22%
Tl 190.801†	2213.2	1.843	mg/L	0.0126	1.843	mg/L	0.0126	0.68%
V 292.402†	243163.7	0.9569	mg/L	0.00144	0.9569	mg/L	0.00144	0.15%
Zn 206.200†	3279.2	0.9472	mg/L	0.01147	0.9472	mg/L	0.01147	1.21%

Sequence No.: 36
Sample ID: CB
Analyst: ALA
Initial Sample Wt:
Dilution: 1X

Autosampler Location: 1
Date Collected: 7/28/2005 1:54:30 PM
Data Type: Original
Initial Sample Vol:
Sample Prep Vol:

Nebulizer Parameters: CB

Analyte	Back Pressure	Flow
All	174.0 kPa	0.50 L/min

Mean Data: CB

Analyte	Mean Corrected Intensity	Calib Conc.	Calib Units	Calib Std.Dev.	Sample Conc.	Sample Units	Sample Std.Dev.	RSD
ScA 357.253	1484822.7	104.5	%	0.32				0.31%
ScR 361.383	151954.6	103.8	%	1.32				1.27%
Ag 328.068†	-22.3	-0.00007	mg/L	0.000144	-0.00007	mg/L	0.000144	205.57%
Al 308.215†	1.0	0.00054	mg/L	0.002952	0.00054	mg/L	0.002952	543.84%
As 188.979†	4.1	0.00364	mg/L	0.002070	0.00364	mg/L	0.002070	56.86%
B 249.677†	9.8	0.00154	mg/L	0.001664	0.00154	mg/L	0.001664	107.90%
Ba 233.527†	-4.4	-0.00068	mg/L	0.000345	-0.00068	mg/L	0.000345	50.89%
Be 313.042†	-33.7	-0.00004	mg/L	0.000009	-0.00004	mg/L	0.000009	22.81%
Ca 317.933†	-119.8	-0.00574	mg/L	0.000909	-0.00574	mg/L	0.000909	15.84%
Cd 228.802†	-2.9	-0.00008	mg/L	0.000072	-0.00008	mg/L	0.000072	88.22%
Co 228.616†	-4.3	-0.00012	mg/L	0.000236	-0.00012	mg/L	0.000236	194.42%
Cr 267.716†	9.9	0.00096	mg/L	0.000090	0.00096	mg/L	0.000090	9.38%
Cu 324.752†	-302.8	-0.00120	mg/L	0.000247	-0.00120	mg/L	0.000247	20.64%
Fe 273.955†	6.1	0.00393	mg/L	0.000659	0.00393	mg/L	0.000659	16.76%
K 766.490†	-15.5	-0.01310	mg/L	0.048874	-0.01310	mg/L	0.048874	373.22%
Mg 279.077†	-5.7	-0.00316	mg/L	0.004237	-0.00316	mg/L	0.004237	134.26%
Mn 257.610†	-14.7	-0.00029	mg/L	0.000085	-0.00029	mg/L	0.000085	29.08%
Mo 202.031†	5.2	0.00042	mg/L	0.000169	0.00042	mg/L	0.000169	40.05%
Na 589.592†	131.7	0.01942	mg/L	0.005681	0.01942	mg/L	0.005681	29.25%
Na 330.237†	15.8	0.4230	mg/L	0.66270	0.4230	mg/L	0.66270	156.66%
Ni 231.604†	3.8	0.00087	mg/L	0.001433	0.00087	mg/L	0.001433	165.43%
Pb 220.353†	3.3	0.00035	mg/L	0.000352	0.00035	mg/L	0.000352	100.86%
Sb 206.836†	2.3	0.00160	mg/L	0.000923	0.00160	mg/L	0.000923	57.62%
Se 196.026†	16.7	0.01037	mg/L	0.002500	0.01037	mg/L	0.002500	24.11%
Si 288.158†	-4.2	-0.00216	mg/L	0.000941	-0.00216	mg/L	0.000941	43.58%
Sn 189.927†	-3.6	-0.00078	mg/L	0.000208	-0.00078	mg/L	0.000208	26.65%
Sr 421.552†	86.6	0.00012	mg/L	0.000055	0.00012	mg/L	0.000055	44.06%
Ti 334.903†	52.0	0.00191	mg/L	0.000897	0.00191	mg/L	0.000897	47.06%
Tl 190.801†	2.5	0.00209	mg/L	0.002514	0.00209	mg/L	0.002514	120.38%
V 292.402†	18.8	0.00008	mg/L	0.000067	0.00008	mg/L	0.000067	83.91%
Zn 206.200†	2.7	0.00079	mg/L	0.000366	0.00079	mg/L	0.000366	46.29%

Sequence No.: 37
Sample ID: IH29 MB1 SWC
Analyst: ALA
Initial Sample Wt:
Dilution: 2X

Autosampler Location: 51
Date Collected: 7/28/2005 2:00:52 PM
Data Type: Original
Initial Sample Vol:
Sample Prep Vol:

Nebulizer Parameters: IH29 MB1 SWC

Analyte	Back Pressure	Flow
All	174.0 kPa	0.50 L/min

Mean Data: IH29 MB1 SWC

Analyte	Mean Corrected Intensity	Calib Conc.	Calib Units	Calib Std.Dev.	Sample Conc.	Sample Units	Sample Std.Dev.	RSD
ScA 357.253	1487263.8	104.7	%	0.08				0.07%
ScR 361.383	151342.5	103.4	%	0.15				0.15%
Ag 328.068†	-9.0	-0.00003	mg/L	0.000235	-0.00006	mg/L	0.000469	848.00%
Al 308.215†	63.4	0.03472	mg/L	0.005032	0.06943	mg/L	0.010063	14.49%
As 188.979†	2.5	0.00220	mg/L	0.004585	0.00441	mg/L	0.009171	207.99%
B 249.677†	3.4	0.00054	mg/L	0.000353	0.00108	mg/L	0.000705	65.45%
Ba 233.527†	-2.6	-0.00041	mg/L	0.000032	-0.00082	mg/L	0.000065	7.90%
Be 313.042†	-32.9	-0.00004	mg/L	0.000007	-0.00008	mg/L	0.000013	16.29%
Ca 317.933†	991.1	0.04751	mg/L	0.001868	0.09501	mg/L	0.003736	3.93%
Cd 228.802†	-5.2	-0.00014	mg/L	0.000034	-0.00028	mg/L	0.000068	24.87%
Co 228.616†	0.9	0.00002	mg/L	0.000206	0.00004	mg/L	0.000412	978.27%
Cr 267.716†	-6.0	-0.00058	mg/L	0.000221	-0.00116	mg/L	0.000442	38.05%
Cu 324.752†	-328.6	-0.00130	mg/L	0.000095	-0.00260	mg/L	0.000190	7.31%
Fe 273.955†	20.1	0.01295	mg/L	0.001874	0.02590	mg/L	0.003748	14.47%
K 766.490†	7.0	0.00593	mg/L	0.050281	0.01186	mg/L	0.100561	847.59%
Mg 279.077†	10.3	0.00570	mg/L	0.000731	0.01139	mg/L	0.001461	12.83%
Mn 257.610†	-3.5	-0.00007	mg/L	0.000112	-0.00014	mg/L	0.000223	156.79%
Mo 202.031†	-0.7	-0.00006	mg/L	0.000179	-0.00012	mg/L	0.000358	294.41%
Na 589.592†	74.1	0.01093	mg/L	0.004180	0.02186	mg/L	0.008361	38.25%
Na 330.237†	11.9	0.3184	mg/L	0.30865	0.6368	mg/L	0.61729	96.94%
Ni 231.604†	5.6	0.00127	mg/L	0.000200	0.00255	mg/L	0.000401	15.73%
Pb 220.353†	3.9	0.00041	mg/L	0.000119	0.00083	mg/L	0.000238	28.81%
Sb 206.836†	-0.6	-0.00045	mg/L	0.000800	-0.00089	mg/L	0.001599	178.74%
Se 196.026†	10.4	0.00647	mg/L	0.001838	0.01294	mg/L	0.003675	28.41%
Si 288.158†	0.7	0.00037	mg/L	0.002448	0.00073	mg/L	0.004895	668.32%
Sn 189.927†	-2.9	-0.00064	mg/L	0.000413	-0.00128	mg/L	0.000825	64.52%
Sr 421.552†	302.9	0.00043	mg/L	0.000067	0.00087	mg/L	0.000134	15.41%
Ti 334.903†	64.8	0.00238	mg/L	0.000898	0.00475	mg/L	0.001797	37.81%
Tl 190.801†	1.3	0.00108	mg/L	0.003462	0.00217	mg/L	0.006923	319.16%
V 292.402†	20.6	0.00007	mg/L	0.000075	0.00015	mg/L	0.000150	99.99%
Zn 206.200†	8.8	0.00253	mg/L	0.001153	0.00506	mg/L	0.002305	45.58%

Sequence No.: 38
Sample ID: IH29 D SWC
Analyst: ALA
Initial Sample Wt:
Dilution: 2X

Autosampler Location: 52
Date Collected: 7/28/2005 2:07:15 PM
Data Type: Original
Initial Sample Vol:
Sample Prep Vol:

Nebulizer Parameters: IH29 D SWC

Analyte	Back Pressure	Flow
All	174.0 kPa	0.50 L/min

Mean Data: IH29 D SWC

Analyte	Mean Corrected Intensity	Calib Conc.	Calib Units	Calib Std.Dev.	Sample Conc.	Sample Units	Sample Std.Dev.	RSD
ScA 357.253	1489852.3	104.8	%	0.27				0.26%
ScR 361.383	155245.6	106.1	%	0.63				0.59%
Ag 328.068†	-1659.4	-0.00048	mg/L	0.000157	-0.00097	mg/L	0.000313	32.33%
Al 308.215†	113249.6	62.00	mg/L	0.064	124.0	mg/L	0.13	0.10%
As 188.979†	78.4	0.04717	mg/L	0.003136	0.09433	mg/L	0.006272	6.65%
B 249.677†	619.8	0.09669	mg/L	0.000352	0.1934	mg/L	0.00070	0.36%
Ba 233.527†	1327.3	0.1994	mg/L	0.00178	0.3988	mg/L	0.00355	0.89%
Be 313.042†	919.7	0.00076	mg/L	0.000025	0.00151	mg/L	0.000050	3.32%
Ca 317.933†	1701236.0	81.54	mg/L	0.060	163.1	mg/L	0.12	0.07%
Cd 228.802†	147.1	0.00301	mg/L	0.000094	0.00602	mg/L	0.000189	3.13%
Co 228.616†	1581.1	0.03445	mg/L	0.000090	0.06890	mg/L	0.000180	0.26%
Cr 267.716†	2285.0	0.2155	mg/L	0.00036	0.4311	mg/L	0.00072	0.17%
Cu 324.752†	130779.7	0.5243	mg/L	0.00127	1.049	mg/L	0.0025	0.24%
Fe 273.955†	153938.3	98.99	mg/L	0.150	198.0	mg/L	0.30	0.15%
K 766.490†	10981.3	9.282	mg/L	0.0643	18.56	mg/L	0.129	0.69%
Mg 279.077†	76795.5	42.43	mg/L	0.071	84.86	mg/L	0.142	0.17%
Mn 257.610†	60614.8	1.206	mg/L	0.0016	2.412	mg/L	0.0033	0.14%
Mo 202.031†	229.3	0.01805	mg/L	0.000384	0.03610	mg/L	0.000768	2.13%
Na 589.592†	292880.0	43.19	mg/L	0.094	86.38	mg/L	0.188	0.22%
Na 330.237†	1621.6	44.11	mg/L	0.085	88.21	mg/L	0.170	0.19%
Ni 231.604†	791.8	0.1804	mg/L	0.00077	0.3607	mg/L	0.00154	0.43%
Pb 220.353†	3205.3	0.3448	mg/L	0.00108	0.6895	mg/L	0.00217	0.31%
Sb 206.836†	26.0	0.01614	mg/L	0.000635	0.03229	mg/L	0.001270	3.93%
Se 196.026†	7.5	0.01512	mg/L	0.009629	0.03024	mg/L	0.019258	63.69%
Si 288.158†	3294.6	1.707	mg/L	0.0161	3.414	mg/L	0.0322	0.94%
Sn 189.927†	-0.4	0.00766	mg/L	0.001543	0.01532	mg/L	0.003086	20.14%
Sr 421.552†	311658.5	0.4469	mg/L	0.00060	0.8937	mg/L	0.00120	0.13%
Ti 334.903†	131487.6	4.818	mg/L	0.0065	9.635	mg/L	0.0129	0.13%
Tl 190.801†	-2.5	0.00483	mg/L	0.002372	0.00967	mg/L	0.004745	49.07%
V 292.402†	55828.6	0.2174	mg/L	0.00032	0.4348	mg/L	0.00063	0.15%
Zn 206.200†	1002.4	0.2890	mg/L	0.00172	0.5779	mg/L	0.00344	0.59%

Sequence No.: 39
Sample ID: IH29 E SWC
Analyst: ALA
Initial Sample Wt:
Dilution: 2X

Autosampler Location: 53
Date Collected: 7/28/2005 2:13:42 PM
Data Type: Original
Initial Sample Vol:
Sample Prep Vol:

Nebulizer Parameters: IH29 E SWC

Analyte	Back Pressure	Flow
All	175.0 kPa	0.50 L/min

Mean Data: IH29 E SWC

Analyte	Mean Corrected Intensity	Calib Conc.	Calib Units	Calib Std.Dev.	Sample Conc.	Sample Units	Sample Std.Dev.	RSD
ScA 357.253	1501945.1	105.7	%	0.39				0.37%
ScR 361.383	158382.2	108.2	%	0.47				0.43%
Ag 328.068†	-2649.4	-0.00031	mg/L	0.000116	-0.00062	mg/L	0.000232	37.16%
Al 308.215†	218942.2	119.9	mg/L	0.40	239.7	mg/L	0.81	0.34%
As 188.979†	104.5	0.06210	mg/L	0.000896	0.1242	mg/L	0.00179	1.44%
B 249.677†	492.8	0.07578	mg/L	0.001733	0.1516	mg/L	0.00347	2.29%
Ba 233.527†	2971.1	0.4491	mg/L	0.00165	0.8983	mg/L	0.00330	0.37%
Be 313.042†	1968.2	0.00168	mg/L	0.000011	0.00337	mg/L	0.000022	0.65%
Ca 317.933†	1036048.8	49.66	mg/L	0.179	99.32	mg/L	0.359	0.36%
Cd 228.802†	115.6	0.00153	mg/L	0.000109	0.00305	mg/L	0.000219	7.17%
Co 228.616†	3249.8	0.07413	mg/L	0.000194	0.1483	mg/L	0.00039	0.26%
Cr 267.716†	2840.4	0.2676	mg/L	0.00115	0.5351	mg/L	0.00230	0.43%
Cu 324.752†	72903.7	0.3019	mg/L	0.00044	0.6038	mg/L	0.00088	0.14%
Fe 273.955†	281373.0	180.9	mg/L	1.27	361.9	mg/L	2.54	0.70%
K 766.490†	23910.5	20.21	mg/L	0.131	40.42	mg/L	0.261	0.65%
Mg 279.077†	122216.0	67.51	mg/L	0.115	135.0	mg/L	0.23	0.17%
Mn 257.610†	106236.9	2.114	mg/L	0.0106	4.229	mg/L	0.0212	0.50%
Mo 202.031†	140.2	0.01044	mg/L	0.000095	0.02087	mg/L	0.000189	0.91%
Na 589.592†	237280.1	34.99	mg/L	0.131	69.98	mg/L	0.263	0.38%
Na 330.237†	1274.5	35.87	mg/L	0.068	71.74	mg/L	0.137	0.19%
Ni 231.604†	1252.9	0.2854	mg/L	0.00213	0.5708	mg/L	0.00427	0.75%
Pb 220.353†	425.6	0.06547	mg/L	0.000749	0.1309	mg/L	0.00150	1.14%
Sb 206.836†	23.7	0.01864	mg/L	0.003185	0.03728	mg/L	0.006369	17.08%
Se 196.026†	-15.0	0.00981	mg/L	0.001968	0.01961	mg/L	0.003936	20.07%
Si 288.158†	3376.1	1.749	mg/L	0.0077	3.499	mg/L	0.0154	0.44%
Sn 189.927†	-50.7	-0.00723	mg/L	0.001093	-0.01445	mg/L	0.002186	15.13%
Sr 421.552†	201351.0	0.2887	mg/L	0.00089	0.5774	mg/L	0.00178	0.31%
Ti 334.903†	219204.8	8.032	mg/L	0.0304	16.06	mg/L	0.061	0.38%
Tl 190.801†	-17.2	-0.00142	mg/L	0.003480	-0.00284	mg/L	0.006960	245.02%
V 292.402†	109189.6	0.4247	mg/L	0.00059	0.8494	mg/L	0.00118	0.14%
Zn 206.200†	1322.3	0.3810	mg/L	0.00030	0.7619	mg/L	0.00061	0.08%

Sequence No.: 40
Sample ID: IH29 F SWC
Analyst: ALA
Initial Sample Wt:
Dilution: 2X

Autosampler Location: 54
Date Collected: 7/28/2005 2:19:56 PM
Data Type: Original
Initial Sample Vol:
Sample Prep Vol:

Nebulizer Parameters: IH29 F SWC

Analyte	Back Pressure	Flow
All	175.0 kPa	0.50 L/min

Mean Data: IH29 F SWC

Analyte	Mean Corrected Intensity	Calib Conc.	Calib Units	Std.Dev.	Sample Conc.	Sample Units	Std.Dev.	RSD
ScA 357.253	1525311.4	107.3	%	0.30				0.28%
ScR 361.383	157875.2	107.9	%	0.27				0.25%
Ag 328.068†	-3409.9	-0.00134	mg/L	0.000205	-0.00269	mg/L	0.000409	15.24%
Al 308.215†	255901.8	140.1	mg/L	0.14	280.2	mg/L	0.28	0.10%
As 188.979†	114.4	0.06614	mg/L	0.005652	0.1323	mg/L	0.01130	8.54%
B 249.677†	458.3	0.07012	mg/L	0.001724	0.1402	mg/L	0.00345	2.46%
Ba 233.527†	4656.2	0.7088	mg/L	0.00290	1.418	mg/L	0.0058	0.41%
Be 313.042†	2426.9	0.00208	mg/L	0.000021	0.00415	mg/L	0.000043	1.03%
Ca 317.933†	1132138.6	54.26	mg/L	0.043	108.5	mg/L	0.09	0.08%
Cd 228.802†	134.0	0.00176	mg/L	0.000085	0.00352	mg/L	0.000171	4.86%
Co 228.616†	4137.7	0.09599	mg/L	0.000276	0.1920	mg/L	0.00055	0.29%
Cr 267.716†	3605.2	0.3399	mg/L	0.00160	0.6797	mg/L	0.00321	0.47%
Cu 324.752†	77431.4	0.3222	mg/L	0.00034	0.6444	mg/L	0.00068	0.10%
Fe 273.955†	330105.6	212.3	mg/L	0.29	424.6	mg/L	0.58	0.14%
K 766.490†	28903.1	24.43	mg/L	0.063	48.86	mg/L	0.125	0.26%
Mg 279.077†	146147.9	80.73	mg/L	0.135	161.5	mg/L	0.27	0.17%
Mn 257.610†	127027.4	2.528	mg/L	0.0032	5.056	mg/L	0.0064	0.13%
Mo 202.031†	91.3	0.00626	mg/L	0.000407	0.01253	mg/L	0.000815	6.50%
Na 589.592†	233648.4	34.46	mg/L	0.055	68.91	mg/L	0.111	0.16%
Na 330.237†	1244.5	35.35	mg/L	0.416	70.71	mg/L	0.832	1.18%
Ni 231.604†	1629.1	0.3711	mg/L	0.00293	0.7422	mg/L	0.00585	0.79%
Pb 220.353†	178.3	0.04334	mg/L	0.000381	0.08669	mg/L	0.000763	0.88%
Sb 206.836†	24.8	0.01949	mg/L	0.000810	0.03898	mg/L	0.001621	4.16%
Se 196.026†	-32.0	0.00259	mg/L	0.000862	0.00519	mg/L	0.001725	33.24%
Si 288.158†	2727.9	1.414	mg/L	0.0127	2.827	mg/L	0.0255	0.90%
Sn 189.927†	-66.0	-0.01031	mg/L	0.000968	-0.02062	mg/L	0.001936	9.39%
Sr 421.552†	245061.4	0.3514	mg/L	0.00013	0.7027	mg/L	0.00026	0.04%
Ti 334.903†	253821.5	9.300	mg/L	0.0077	18.60	mg/L	0.015	0.08%
Tl 190.801†	-21.8	-0.00306	mg/L	0.006750	-0.00611	mg/L	0.013501	220.95%
V 292.402†	134575.4	0.5238	mg/L	0.00085	1.048	mg/L	0.0017	0.16%
Zn 206.200†	1606.8	0.4629	mg/L	0.00313	0.9259	mg/L	0.00626	0.68%

Sequence No.: 41
Sample ID: IH29 G SWC
Analyst: ALA
Initial Sample Wt:
Dilution: 2X

Autosampler Location: 55
Date Collected: 7/28/2005 2:26:10 PM
Data Type: Original
Initial Sample Vol:
Sample Prep Vol:

Nebulizer Parameters: IH29 G SWC

Analyte	Back Pressure	Flow
All	175.0 kPa	0.50 L/min

Mean Data: IH29 G SWC

Analyte	Mean Corrected Intensity	Calib Conc.	Calib Units	Std.Dev.	Sample Conc.	Sample Units	Std.Dev.	RSD
ScA 357.253	1489352.5	104.8	%	0.25				0.24%
ScR 361.383	154119.1	105.3	%	0.45				0.43%
Ag 328.068†	-1400.5	-0.00050	mg/L	0.000068	-0.00100	mg/L	0.000135	13.54%
Al 308.215†	120298.8	65.86	mg/L	0.196	131.7	mg/L	0.39	0.30%
As 188.979†	70.7	0.03914	mg/L	0.005135	0.07828	mg/L	0.010269	13.12%
B 249.677†	835.2	0.1306	mg/L	0.00128	0.2612	mg/L	0.00256	0.98%
Ba 233.527†	969.4	0.1454	mg/L	0.00055	0.2908	mg/L	0.00111	0.38%
Be 313.042†	948.2	0.00086	mg/L	0.000041	0.00171	mg/L	0.000083	4.83%
Ca 317.933†	2206439.1	105.8	mg/L	1.15	211.5	mg/L	2.29	1.08%
Cd 228.802†	221.9	0.00514	mg/L	0.000135	0.01029	mg/L	0.000271	2.63%
Co 228.616†	1049.4	0.02162	mg/L	0.000184	0.04325	mg/L	0.000369	0.85%
Cr 267.716†	1374.1	0.1290	mg/L	0.00125	0.2581	mg/L	0.00251	0.97%
Cu 324.752†	39499.8	0.1616	mg/L	0.00083	0.3232	mg/L	0.00166	0.51%
Fe 273.955†	116959.8	75.21	mg/L	0.339	150.4	mg/L	0.68	0.45%
K 766.490†	9762.4	8.252	mg/L	0.0619	16.50	mg/L	0.124	0.75%
Mg 279.077†	56063.0	30.97	mg/L	0.045	61.95	mg/L	0.091	0.15%
Mn 257.610†	41105.0	0.8174	mg/L	0.00160	1.635	mg/L	0.0032	0.20%
Mo 202.031†	264.6	0.02109	mg/L	0.000213	0.04219	mg/L	0.000425	1.01%
Na 589.592†	309354.4	45.62	mg/L	0.509	91.24	mg/L	1.017	1.12%
Na 330.237†	1750.8	47.22	mg/L	0.605	94.43	mg/L	1.211	1.28%
Ni 231.604†	401.4	0.09144	mg/L	0.001507	0.1829	mg/L	0.00301	1.65%
Pb 220.353†	263.6	0.03905	mg/L	0.000167	0.07810	mg/L	0.000333	0.43%
Sb 206.836†	24.1	0.01398	mg/L	0.001147	0.02796	mg/L	0.002293	8.20%
Se 196.026†	13.9	0.01659	mg/L	0.004906	0.03317	mg/L	0.009811	29.58%
Si 288.158†	3329.1	1.725	mg/L	0.0081	3.449	mg/L	0.0161	0.47%
Sn 189.927†	-87.6	-0.00877	mg/L	0.001006	-0.01755	mg/L	0.002012	11.46%
Sr 421.552†	600655.3	0.8612	mg/L	0.00903	1.722	mg/L	0.0181	1.05%
Ti 334.903†	111304.9	4.078	mg/L	0.0100	8.156	mg/L	0.0200	0.25%
Tl 190.801†	-3.2	0.00239	mg/L	0.003196	0.00477	mg/L	0.006392	133.94%
V 292.402†	45689.6	0.1775	mg/L	0.00088	0.3550	mg/L	0.00175	0.49%
Zn 206.200†	740.3	0.2134	mg/L	0.00191	0.4268	mg/L	0.00382	0.90%

Sequence No.: 42
Sample ID: IH29 H SWC
Analyst: ALA
Initial Sample Wt:
Dilution: 2X

Autosampler Location: 56
Date Collected: 7/28/2005 2:32:52 PM
Data Type: Original
Initial Sample Vol:
Sample Prep Vol:

Nebulizer Parameters: IH29 H SWC

Analyte	Back Pressure	Flow
All	175.0 kPa	0.50 L/min

Mean Data: IH29 H SWC

Analyte	Mean Corrected Intensity	Calib Conc.	Calib Units	Calib Std.Dev.	Sample Conc.	Sample Units	Sample Std.Dev.	RSD
ScA 357.253	1507458.0	106.1	%	0.93				0.88%
ScR 361.383	157101.8	107.4	%	0.42				0.39%
Ag 328.068†	-1849.0	-0.00079	mg/L	0.000125	-0.00157	mg/L	0.000251	15.94%
Al 308.215†	154431.6	84.55	mg/L	0.240	169.1	mg/L	0.48	0.28%
As 188.979†	79.5	0.04849	mg/L	0.006545	0.09699	mg/L	0.013090	13.50%
B 249.677†	733.6	0.1142	mg/L	0.00149	0.2285	mg/L	0.00299	1.31%
Ba 233.527†	1327.1	0.1985	mg/L	0.00215	0.3970	mg/L	0.00430	1.08%
Be 313.042†	1296.2	0.00116	mg/L	0.000007	0.00232	mg/L	0.000015	0.64%
Ca 317.933†	834796.5	40.01	mg/L	0.108	80.03	mg/L	0.216	0.27%
Cd 228.802†	321.1	0.00745	mg/L	0.000084	0.01491	mg/L	0.000169	1.13%
Co 228.616†	1480.0	0.03041	mg/L	0.000775	0.06083	mg/L	0.001549	2.55%
Cr 267.716†	1937.3	0.1830	mg/L	0.00123	0.3660	mg/L	0.00246	0.67%
Cu 324.752†	23084.7	0.09948	mg/L	0.001028	0.1990	mg/L	0.00206	1.03%
Fe 273.955†	173486.5	111.6	mg/L	0.14	223.1	mg/L	0.29	0.13%
K 766.490†	13589.7	11.49	mg/L	0.130	22.97	mg/L	0.260	1.13%
Mg 279.077†	75326.3	41.61	mg/L	0.020	83.21	mg/L	0.040	0.05%
Mn 257.610†	55535.8	1.105	mg/L	0.0018	2.210	mg/L	0.0035	0.16%
Mo 202.031†	310.5	0.02467	mg/L	0.000416	0.04934	mg/L	0.000831	1.68%
Na 589.592†	309468.4	45.64	mg/L	0.084	91.27	mg/L	0.169	0.19%
Na 330.237†	1685.8	46.37	mg/L	0.258	92.73	mg/L	0.516	0.56%
Ni 231.604†	582.8	0.1328	mg/L	0.00088	0.2655	mg/L	0.00177	0.66%
Pb 220.353†	97.8	0.02515	mg/L	0.000530	0.05029	mg/L	0.001060	2.11%
Sb 206.836†	16.8	0.01285	mg/L	0.002078	0.02571	mg/L	0.004156	16.17%
Se 196.026†	-4.1	0.00924	mg/L	0.001349	0.01847	mg/L	0.002697	14.60%
Si 288.158†	3400.8	1.762	mg/L	0.0178	3.524	mg/L	0.0357	1.01%
Sn 189.927†	-63.1	-0.01057	mg/L	0.000400	-0.02114	mg/L	0.000801	3.79%
Sr 421.552†	223454.1	0.3204	mg/L	0.00099	0.6408	mg/L	0.00198	0.31%
Ti 334.903†	154739.4	5.670	mg/L	0.0148	11.34	mg/L	0.030	0.26%
Tl 190.801†	-2.1	0.00595	mg/L	0.002066	0.01191	mg/L	0.004132	34.70%
V 292.402†	64007.8	0.2487	mg/L	0.00247	0.4973	mg/L	0.00494	0.99%
Zn 206.200†	920.5	0.2653	mg/L	0.00255	0.5305	mg/L	0.00509	0.96%

Sequence No.: 43
Sample ID: IH29 ADUP SWC
Analyst: ALA
Initial Sample Wt:
Dilution: 2X

Autosampler Location: 57
Date Collected: 7/28/2005 2:39:19 PM
Data Type: Original
Initial Sample Vol:
Sample Prep Vol:

Nebulizer Parameters: IH29 ADUP SWC

Analyte	Back Pressure	Flow
All	175.0 kPa	0.50 L/min

Mean Data: IH29 ADUP SWC

Analyte	Mean Corrected Intensity	Calib Conc.	Calib Units	Calib Std.Dev.	Sample Conc.	Sample Units	Sample Std.Dev.	RSD
ScA 357.253	1503391.3	105.8	%	0.33				0.31%
ScR 361.383	156660.6	107.1	%	1.50				1.40%
Ag 328.068†	-976.4	-0.00022	mg/L	0.000171	-0.00044	mg/L	0.000342	78.05%
Al 308.215†	85021.5	46.55	mg/L	0.227	93.10	mg/L	0.455	0.49%
As 188.979†	67.0	0.04572	mg/L	0.002790	0.09144	mg/L	0.005581	6.10%
B 249.677†	353.7	0.05489	mg/L	0.000473	0.1098	mg/L	0.00095	0.86%
Ba 233.527†	827.4	0.1243	mg/L	0.00127	0.2485	mg/L	0.00254	1.02%
Be 313.042†	673.0	0.00058	mg/L	0.000021	0.00116	mg/L	0.000041	3.57%
Ca 317.933†	700058.2	33.55	mg/L	0.176	67.11	mg/L	0.353	0.53%
Cd 228.802†	255.5	0.00613	mg/L	0.000152	0.01226	mg/L	0.000304	2.48%
Co 228.616†	962.5	0.02029	mg/L	0.000334	0.04058	mg/L	0.000668	1.65%
Cr 267.716†	993.5	0.09349	mg/L	0.001318	0.1870	mg/L	0.00264	1.41%
Cu 324.752†	17442.9	0.07344	mg/L	0.000147	0.1469	mg/L	0.00029	0.20%
Fe 273.955†	96411.2	62.00	mg/L	0.504	124.0	mg/L	1.01	0.81%
K 766.490†	6699.7	5.663	mg/L	0.0704	11.33	mg/L	0.141	1.24%
Mg 279.077†	42295.4	23.36	mg/L	0.028	46.73	mg/L	0.055	0.12%
Mn 257.610†	37540.6	0.7471	mg/L	0.00548	1.494	mg/L	0.0110	0.73%
Mo 202.031†	216.3	0.01727	mg/L	0.000396	0.03454	mg/L	0.000792	2.29%
Na 589.592†	181568.8	26.78	mg/L	0.145	53.55	mg/L	0.290	0.54%
Na 330.237†	1021.2	28.00	mg/L	0.266	56.01	mg/L	0.533	0.95%
Ni 231.604†	333.2	0.07591	mg/L	0.002004	0.1518	mg/L	0.00401	2.64%
Pb 220.353†	238.5	0.03307	mg/L	0.000412	0.06613	mg/L	0.000824	1.25%
Sb 206.836†	12.8	0.00938	mg/L	0.001222	0.01875	mg/L	0.002444	13.03%
Se 196.026†	10.0	0.01277	mg/L	0.004401	0.02553	mg/L	0.008801	34.47%
Si 288.158†	2802.7	1.452	mg/L	0.0269	2.904	mg/L	0.0538	1.85%
Sn 189.927†	-39.8	-0.00576	mg/L	0.000536	-0.01152	mg/L	0.001072	9.31%
Sr 421.552†	139384.4	0.1999	mg/L	0.00124	0.3997	mg/L	0.00247	0.62%
Ti 334.903†	93117.7	3.412	mg/L	0.0185	6.824	mg/L	0.0369	0.54%
Tl 190.801†	1.2	0.00514	mg/L	0.001746	0.01028	mg/L	0.003492	33.98%
V 292.402†	36706.6	0.1425	mg/L	0.00034	0.2849	mg/L	0.00068	0.24%
Zn 206.200†	688.1	0.1984	mg/L	0.00365	0.3969	mg/L	0.00729	1.84%

Sequence No.: 44
Sample ID: IH29 A SWC
Analyst: ALA
Initial Sample Wt:
Dilution: 2X

Autosampler Location: 58
Date Collected: 7/28/2005 2:45:44 PM
Data Type: Original
Initial Sample Vol:
Sample Prep Vol:

Nebulizer Parameters: IH29 A SWC

Analyte	Back Pressure	Flow
All	175.0 kPa	0.50 L/min

Mean Data: IH29 A SWC

Analyte	Mean Corrected Intensity	Calib Conc.	Calib Units	Calib Std.Dev.	Sample Conc.	Sample Units	Sample Std.Dev.	RSD
ScA 357.253	1498376.9	105.4	%	0.04				0.04%
ScR 361.383	156263.1	106.8	%	0.92				0.86%
Ag 328.068†	-1031.1	-0.00031	mg/L	0.000385	-0.00062	mg/L	0.000771	123.68%
Al 308.215†	83268.4	45.59	mg/L	0.117	91.18	mg/L	0.233	0.26%
As 188.979†	71.7	0.05017	mg/L	0.003118	0.1003	mg/L	0.00624	6.21%
B 249.677†	382.4	0.05941	mg/L	0.001261	0.1188	mg/L	0.00252	2.12%
Ba 233.527†	872.6	0.1312	mg/L	0.00120	0.2623	mg/L	0.00240	0.91%
Be 313.042†	694.4	0.00061	mg/L	0.000073	0.00122	mg/L	0.000146	11.98%
Ca 317.933†	662815.2	31.77	mg/L	0.050	63.54	mg/L	0.099	0.16%
Cd 228.802†	259.0	0.00620	mg/L	0.000054	0.01240	mg/L	0.000109	0.88%
Co 228.616†	1071.5	0.02324	mg/L	0.000148	0.04649	mg/L	0.000297	0.64%
Cr 267.716†	989.9	0.09325	mg/L	0.000811	0.1865	mg/L	0.00162	0.87%
Cu 324.752†	18421.0	0.07751	mg/L	0.000326	0.1550	mg/L	0.00065	0.42%
Fe 273.955†	99726.0	64.13	mg/L	0.390	128.3	mg/L	0.78	0.61%
K 766.490†	6987.7	5.907	mg/L	0.0369	11.81	mg/L	0.074	0.63%
Mg 279.077†	42658.9	23.56	mg/L	0.051	47.12	mg/L	0.103	0.22%
Mn 257.610†	37607.0	0.7484	mg/L	0.00276	1.497	mg/L	0.0055	0.37%
Mo 202.031†	260.3	0.02085	mg/L	0.000059	0.04169	mg/L	0.000118	0.28%
Na 589.592†	179952.0	26.54	mg/L	0.107	53.07	mg/L	0.214	0.40%
Na 330.237†	1019.8	27.97	mg/L	0.335	55.95	mg/L	0.671	1.20%
Ni 231.604†	353.2	0.08046	mg/L	0.001133	0.1609	mg/L	0.00227	1.41%
Pb 220.353†	276.0	0.03680	mg/L	0.000492	0.07360	mg/L	0.000985	1.34%
Sb 206.836†	14.1	0.01041	mg/L	0.001153	0.02081	mg/L	0.002306	11.08%
Se 196.026†	17.2	0.01747	mg/L	0.000150	0.03494	mg/L	0.000300	0.86%
Si 288.158†	3017.2	1.563	mg/L	0.0122	3.126	mg/L	0.0244	0.78%
Sn 189.927†	-25.0	-0.00270	mg/L	0.000313	-0.00539	mg/L	0.000626	11.60%
Sr 421.552†	137306.0	0.1969	mg/L	0.00060	0.3937	mg/L	0.00120	0.30%
Ti 334.903†	92656.8	3.395	mg/L	0.0098	6.790	mg/L	0.0196	0.29%
Tl 190.801†	1.2	0.00537	mg/L	0.002025	0.01074	mg/L	0.004051	37.71%
V 292.402†	36207.3	0.1405	mg/L	0.00023	0.2810	mg/L	0.00045	0.16%
Zn 206.200†	714.0	0.2059	mg/L	0.00114	0.4118	mg/L	0.00228	0.55%

Sequence No.: 45
Sample ID: IH29 ASPK SWC
Analyst: ALA
Initial Sample Wt:
Dilution: 2X

Autosampler Location: 59
Date Collected: 7/28/2005 2:52:09 PM
Data Type: Original
Initial Sample Vol:
Sample Prep Vol:

Nebulizer Parameters: IH29 ASPK SWC

Analyte	Back Pressure	Flow
All	175.0 kPa	0.50 L/min

Mean Data: IH29 ASPK SWC

Analyte	Mean Corrected Intensity	Calib Conc.	Calib Units	Calib Std.Dev.	Sample Conc.	Sample Units	Sample Std.Dev.	RSD
ScA 357.253	1492711.1	105.0	%	0.67				0.64%
ScR 361.383	158040.5	108.0	%	0.18				0.17%
Ag 328.068†	148727.7	0.4729	mg/L	0.00145	0.9459	mg/L	0.00291	0.31%
Al 308.215†	87132.0	47.70	mg/L	0.177	95.39	mg/L	0.354	0.37%
As 188.979†	2262.1	2.005	mg/L	0.0072	4.011	mg/L	0.0144	0.36%
B 249.677†	337.0	0.05312	mg/L	0.000310	0.1062	mg/L	0.00062	0.58%
Ba 233.527†	12701.3	1.969	mg/L	0.0027	3.939	mg/L	0.0053	0.14%
Be 313.042†	377591.3	0.4566	mg/L	0.00196	0.9132	mg/L	0.00393	0.43%
Ca 317.933†	835632.2	40.05	mg/L	0.169	80.11	mg/L	0.337	0.42%
Cd 228.802†	18787.1	0.4880	mg/L	0.00229	0.9759	mg/L	0.00457	0.47%
Co 228.616†	17537.6	0.4735	mg/L	0.00287	0.9470	mg/L	0.00574	0.61%
Cr 267.716†	5776.7	0.5545	mg/L	0.00107	1.109	mg/L	0.0021	0.19%
Cu 324.752†	143063.9	0.5704	mg/L	0.00181	1.141	mg/L	0.0036	0.32%
Fe 273.955†	98618.7	63.42	mg/L	0.267	126.8	mg/L	0.53	0.42%
K 766.490†	16993.5	14.36	mg/L	0.057	28.73	mg/L	0.113	0.39%
Mg 279.077†	57634.2	31.85	mg/L	0.061	63.70	mg/L	0.123	0.19%
Mn 257.610†	58784.8	1.171	mg/L	0.0053	2.342	mg/L	0.0106	0.45%
Mo 202.031†	287.4	0.02291	mg/L	0.000314	0.04582	mg/L	0.000628	1.37%
Na 589.592†	236928.7	34.94	mg/L	0.101	69.88	mg/L	0.202	0.29%
Na 330.237†	1351.9	36.55	mg/L	0.345	73.10	mg/L	0.689	0.94%
Ni 231.604†	2302.9	0.5249	mg/L	0.00292	1.050	mg/L	0.0058	0.56%
Pb 220.353†	17949.9	1.879	mg/L	0.0132	3.758	mg/L	0.0265	0.70%
Sb 206.836†	746.6	0.5301	mg/L	0.00587	1.060	mg/L	0.0117	1.11%
Se 196.026†	3170.0	1.974	mg/L	0.0048	3.948	mg/L	0.0096	0.24%
Si 288.158†	2449.2	1.270	mg/L	0.0028	2.539	mg/L	0.0057	0.22%
Sn 189.927†	-51.0	-0.00646	mg/L	0.001775	-0.01292	mg/L	0.003550	27.47%
Sr 421.552†	450051.4	0.6453	mg/L	0.00220	1.291	mg/L	0.0044	0.34%
Ti 334.903†	77045.0	2.823	mg/L	0.0112	5.646	mg/L	0.0223	0.40%
Tl 190.801†	2197.1	1.834	mg/L	0.0085	3.668	mg/L	0.0169	0.46%
V 292.402†	154285.3	0.6054	mg/L	0.00191	1.211	mg/L	0.0038	0.32%
Zn 206.200†	2237.5	0.6460	mg/L	0.00130	1.292	mg/L	0.0026	0.20%

Sequence No.: 46
Sample ID: IH29 REF1 SWC
Analyst: ALA
Initial Sample Wt:
Dilution: 2X

Autosampler Location: 60
Date Collected: 7/28/2005 2:58:23 PM
Data Type: Original
Initial Sample Vol:
Sample Prep Vol:

Nebulizer Parameters: IH29 REF1 SWC

Analyte	Back Pressure	Flow
All	175.0 kPa	0.50 L/min

Mean Data: IH29 REF1 SWC

Analyte	Mean Corrected Intensity	Calib Conc.	Calib Units	Calib Std.Dev.	Sample Conc.	Sample Units	Sample Std.Dev.	RSD
ScA 357.253	1507673.8	106.1	%	0.13				0.13%
ScR 361.383	156588.1	107.0	%	0.55				0.52%
Ag 328.068†	318640.4	1.012	mg/L	0.0012	2.024	mg/L	0.0024	0.12%
Al 308.215†	149025.5	81.57	mg/L	0.277	163.1	mg/L	0.55	0.34%
As 188.979†	1070.5	0.9391	mg/L	0.00741	1.878	mg/L	0.0148	0.79%
B 249.677†	3856.6	0.6074	mg/L	0.00388	1.215	mg/L	0.0078	0.64%
Ba 233.527†	9688.5	1.497	mg/L	0.0110	2.994	mg/L	0.0220	0.73%
Be 313.042†	386566.5	0.4666	mg/L	0.00137	0.9333	mg/L	0.00274	0.29%
Ca 317.933†	770190.4	36.92	mg/L	0.134	73.83	mg/L	0.268	0.36%
Cd 228.802†	20793.7	0.5414	mg/L	0.00296	1.083	mg/L	0.0059	0.55%
Co 228.616†	26766.7	0.7253	mg/L	0.00176	1.451	mg/L	0.0035	0.24%
Cr 267.716†	6832.0	0.6613	mg/L	0.00599	1.323	mg/L	0.0120	0.91%
Cu 324.752†	208487.3	0.8344	mg/L	0.00075	1.669	mg/L	0.0015	0.09%
Fe 273.955†	189261.9	121.7	mg/L	0.53	243.4	mg/L	1.05	0.43%
K 766.490†	25457.3	21.52	mg/L	0.125	43.04	mg/L	0.251	0.58%
Mg 279.077†	49440.5	27.27	mg/L	0.045	54.55	mg/L	0.090	0.17%
Mn 257.610†	222295.1	4.430	mg/L	0.0204	8.860	mg/L	0.0408	0.46%
Mo 202.031†	2647.4	0.2151	mg/L	0.00126	0.4301	mg/L	0.00253	0.59%
Na 589.592†	14748.1	2.175	mg/L	0.0132	4.350	mg/L	0.0265	0.61%
Na 330.237†	96.4	2.492	mg/L	0.1392	4.983	mg/L	0.2784	5.59%
Ni 231.604†	2234.8	0.5094	mg/L	0.00859	1.019	mg/L	0.0172	1.69%
Pb 220.353†	10719.2	1.132	mg/L	0.0073	2.263	mg/L	0.0147	0.65%
Sb 206.836†	613.5	0.4438	mg/L	0.00242	0.8875	mg/L	0.00484	0.54%
Se 196.026†	1610.3	1.012	mg/L	0.0062	2.025	mg/L	0.0124	0.61%
Si 288.158†	2133.0	1.106	mg/L	0.0150	2.212	mg/L	0.0301	1.36%
Sn 189.927†	3981.0	0.8750	mg/L	0.00577	1.750	mg/L	0.0115	0.66%
Sr 421.552†	331043.5	0.4747	mg/L	0.00189	0.9493	mg/L	0.00377	0.40%
Ti 334.903†	77485.1	2.839	mg/L	0.0126	5.677	mg/L	0.0251	0.44%
Tl 190.801†	2049.0	1.715	mg/L	0.0134	3.430	mg/L	0.0267	0.78%
V 292.402†	286834.3	1.124	mg/L	0.0017	2.249	mg/L	0.0034	0.15%
Zn 206.200†	7980.4	2.305	mg/L	0.0212	4.611	mg/L	0.0424	0.92%

Sequence No.: 47
Sample ID: CV Q
Analyst: ALA
Initial Sample Wt:
Dilution: 1X

Autosampler Location: 7
Date Collected: 7/28/2005 3:03:50 PM
Data Type: Original
Initial Sample Vol:
Sample Prep Vol:

Nebulizer Parameters: CV

Analyte	Back Pressure	Flow
All	175.0 kPa	0.50 L/min

Mean Data: CV

Analyte	Mean Corrected Intensity	Calib Conc.	Calib Units	Std.Dev.	Sample Conc.	Sample Units	Std.Dev.	RSD
ScA 357.253	1485208.9	104.5	%	0.40				0.39%
ScR 361.383	153373.9	104.8	%	0.54				0.51%
Ag 328.068†	292901.1	0.9255	mg/L	0.00007	0.9255	mg/L	0.00007	0.01%
Al 308.215†	3393.3	1.824	mg/L	0.0187	1.824	mg/L	0.0187	1.03%
As 188.979†	2119.5	1.889	mg/L	0.0155	1.889	mg/L	0.0155	0.82%
B 249.677†	5613.3	0.8862	mg/L	0.01125	0.8862	mg/L	0.01125	1.27%
Ba 233.527†	5983.5	0.9295	mg/L	0.01273	0.9295	mg/L	0.01273	1.37%
Be 313.042†	741177.5	0.8967	mg/L	0.00034	0.8967	mg/L	0.00034	0.04%
Ca 317.933†	38539.2	1.847	mg/L	0.0220	1.847	mg/L	0.0220	1.19%
Cd 228.802†	37158.0	0.9690	mg/L	0.00100	0.9690	mg/L	0.00100	0.10%
Co 228.616†	34343.0	0.9368	mg/L	0.00116	0.9368	mg/L	0.00116	0.12%
Cr 267.716†	9557.0	0.9251	mg/L	0.00976	0.9251	mg/L	0.00976	1.05%
Cu 324.752†	254317.1	1.005	mg/L	0.0006	1.005	mg/L	0.0006	0.06%
Fe 273.955†	2956.3	1.899	mg/L	0.0357	1.899	mg/L	0.0357	1.88%
K 766.490†	21707.1	18.35	mg/L	0.062	18.35	mg/L	0.062	0.34%
Mg 279.077†	3418.3	1.895	mg/L	0.0285	1.895	mg/L	0.0285	1.50%
Mn 257.610†	45315.5	0.9038	mg/L	0.01018	0.9038	mg/L	0.01018	1.13%
Mo 202.031†	11380.8	0.9263	mg/L	0.01127	0.9263	mg/L	0.01127	1.22%
Na 589.592†	313485.2	46.23	mg/L	0.014	46.23	mg/L	0.014	0.03%
Na 330.237†	1747.9	46.86	mg/L	0.300	46.86	mg/L	0.300	0.64%
Ni 231.604†	4052.9	0.9245	mg/L	0.01371	0.9245	mg/L	0.01371	1.48%
Pb 220.353†	17613.3	1.837	mg/L	0.0212	1.837	mg/L	0.0212	1.16%
Sb 206.836†	2697.6	1.936	mg/L	0.0173	1.936	mg/L	0.0173	0.90%
Se 196.026†	3016.8	1.873	mg/L	0.0228	1.873	mg/L	0.0228	1.22%
Si 288.158†	3792.2	1.966	mg/L	0.0231	1.966	mg/L	0.0231	1.17%
Sn 189.927†	3949.0	0.8671	mg/L	0.01022	0.8671	mg/L	0.01022	1.18%
Sr 421.552†	625452.2	0.8968	mg/L	0.00037	0.8968	mg/L	0.00037	0.04%
Ti 334.903†	25276.8	0.9249	mg/L	0.00043	0.9249	mg/L	0.00043	0.05%
Tl 190.801†	2197.9	1.831	mg/L	0.0259	1.831	mg/L	0.0259	1.42%
V 292.402†	241748.4	0.9514	mg/L	0.00043	0.9514	mg/L	0.00043	0.04%
Zn 206.200†	3263.3	0.9426	mg/L	0.00815	0.9426	mg/L	0.00815	0.86%

Sequence No.: 48
Sample ID: CB
Analyst: ALA
Initial Sample Wt:
Dilution: 1X

Autosampler Location: 1
Date Collected: 7/28/2005 3:09:17 PM
Data Type: Original
Initial Sample Vol:
Sample Prep Vol:

Nebulizer Parameters: CB

Analyte	Back Pressure	Flow
All	175.0 kPa	0.50 L/min

Mean Data: CB

Analyte	Mean Corrected Intensity	Calib Conc.	Calib Units	Calib Std.Dev.	Sample Conc.	Sample Units	Sample Std.Dev.	RSD
ScA 357.253	1473081.2	103.7	%	0.22				0.21%
ScR 361.383	150920.8	103.1	%	0.98				0.95%
Ag 328.068†	48.8	0.00015	mg/L	0.000170	0.00015	mg/L	0.000170	110.22%
Al 308.215†	3.8	0.00209	mg/L	0.003765	0.00209	mg/L	0.003765	180.20%
As 188.979†	-1.2	-0.00112	mg/L	0.000566	-0.00112	mg/L	0.000566	50.68%
B 249.677†	5.0	0.00080	mg/L	0.001052	0.00080	mg/L	0.001052	132.28%
Ba 233.527†	-1.3	-0.00020	mg/L	0.000973	-0.00020	mg/L	0.000973	490.65%
Be 313.042†	-16.5	-0.00002	mg/L	0.000032	-0.00002	mg/L	0.000032	158.42%
Ca 317.933†	-108.8	-0.00521	mg/L	0.001154	-0.00521	mg/L	0.001154	22.13%
Cd 228.802†	-0.2	0.00000	mg/L	0.000021	0.00000	mg/L	0.000021	458.33%
Co 228.616†	-2.1	-0.00006	mg/L	0.000191	-0.00006	mg/L	0.000191	314.37%
Cr 267.716†	0.7	0.00007	mg/L	0.000503	0.00007	mg/L	0.000503	748.49%
Cu 324.752†	-112.5	-0.00044	mg/L	0.000088	-0.00044	mg/L	0.000088	19.77%
Fe 273.955†	8.0	0.00515	mg/L	0.002791	0.00515	mg/L	0.002791	54.16%
K 766.490†	-7.4	-0.00629	mg/L	0.022096	-0.00629	mg/L	0.022096	351.42%
Mg 279.077†	9.8	0.00540	mg/L	0.001826	0.00540	mg/L	0.001826	33.79%
Mn 257.610†	-17.7	-0.00035	mg/L	0.000063	-0.00035	mg/L	0.000063	17.87%
Mo 202.031†	3.2	0.00026	mg/L	0.000140	0.00026	mg/L	0.000140	54.57%
Na 589.592†	117.6	0.01734	mg/L	0.000969	0.01734	mg/L	0.000969	5.59%
Na 330.237†	14.3	0.3838	mg/L	0.30574	0.3838	mg/L	0.30574	79.67%
Ni 231.604†	-1.1	-0.00025	mg/L	0.000968	-0.00025	mg/L	0.000968	394.01%
Pb 220.353†	4.6	0.00048	mg/L	0.000186	0.00048	mg/L	0.000186	38.83%
Sb 206.836†	1.9	0.00138	mg/L	0.000862	0.00138	mg/L	0.000862	62.28%
Se 196.026†	1.8	0.00109	mg/L	0.003754	0.00109	mg/L	0.003754	343.40%
Si 288.158†	-6.9	-0.00360	mg/L	0.001394	-0.00360	mg/L	0.001394	38.78%
Sn 189.927†	0.9	0.00020	mg/L	0.000836	0.00020	mg/L	0.000836	425.80%
Sr 421.552†	61.7	0.00009	mg/L	0.000032	0.00009	mg/L	0.000032	36.28%
Ti 334.903†	44.5	0.00163	mg/L	0.000301	0.00163	mg/L	0.000301	18.48%
Tl 190.801†	6.4	0.00531	mg/L	0.000754	0.00531	mg/L	0.000754	14.20%
V 292.402†	7.2	0.00003	mg/L	0.000261	0.00003	mg/L	0.000261	939.70%
Zn 206.200†	8.4	0.00244	mg/L	0.000817	0.00244	mg/L	0.000817	33.46%

Analysis Begun

Start Time: 7/28/2005 3:15:17 PM
Logged In Analyst: metals
Spectrometer Model: Optima 4300 DV, S/N 077N0060101
Plasma On Time: 7/28/2005 7:29:00 AM
Technique: ICP Continuous
Autosampler Model: AS-93plus

Sample Information File: C:\pe\Administrator\Sample Information\0728.sif
Batch ID:
Results Data Set: PE050728
Results Library: C:\pe\Administrator\Results\Results.mdb

Sequence No.: 49
Sample ID: STD2
Analyst:
Initial Sample Wt:
Dilution:
Autosampler Location:
Date Collected: 7/28/2005 3:15:17 PM
Data Type: Original
Initial Sample Vol:
Sample Prep Vol:

Nebulizer Parameters: STD2

Analyte	Back Pressure	Flow
All	175.0 kPa	0.50 L/min

Mean Data: STD2

Analyte	Mean Corrected Intensity	Std.Dev.	RSD	Conc.	Calib Units
ScA 357.253	1478376.6	2849.40	0.19%	104.0	%
ScR 361.383	152372.3	496.35	0.33%	104.1	%
Ba 233.527†	61471.1	170.93	0.28%	[10]	mg/L
Cd 228.802†	364324.7	762.89	0.21%	[10]	mg/L
Co 228.616†	351628.1	1105.84	0.31%	[10]	mg/L
Cr 267.716†	98190.7	248.13	0.25%	[10]	mg/L
Cu 324.752†	2393346.2	615.43	0.03%	[10]	mg/L
Mn 257.610†	472340.2	1066.19	0.23%	[10]	mg/L
V 292.402†	2431176.2	3240.07	0.13%	[10]	mg/L

Sequence No.: 50
Sample ID: STD3
Analyst:
Initial Sample Wt:
Dilution:

Autosampler Location:
Date Collected: 7/28/2005 3:20:49 PM
Data Type: Original
Initial Sample Vol:
Sample Prep Vol:

Nebulizer Parameters: STD3

Analyte	Back Pressure	Flow
All	175.0 kPa	0.50 L/min

Mean Data: STD3

Analyte	Mean Corrected Intensity	Std.Dev.	RSD	Conc.	Calib Units
ScA 357.253	1479310.4	5029.78	0.34%	104.1	%
ScR 361.383	152429.3	1206.35	0.79%	104.2	%
Ag 328.068†	300371.3	526.50	0.18%	[1.0]	mg/L
As 188.979†	10629.5	89.38	0.84%	[10]	mg/L
B 249.677†	59666.1	227.53	0.38%	[10]	mg/L
Be 313.042†	3845201.3	32135.25	0.84%	[5.0]	mg/L
Na 589.592†	325312.5	2472.21	0.76%	[50]	mg/L
Ni 231.604†	41758.1	153.90	0.37%	[10]	mg/L
Pb 220.353†	90996.5	111.85	0.12%	[10]	mg/L
Se 196.026†	15367.7	163.68	1.07%	[10]	mg/L
Sr 421.552†	3273469.8	22965.63	0.70%	[5]	mg/L
Tl 190.801†	11389.1	113.71	1.00%	[10]	mg/L
Zn 206.200†	32969.6	154.97	0.47%	[10]	mg/L

Sequence No.: 51
Sample ID: STD5
Analyst:
Initial Sample Wt:
Dilution:

Autosampler Location:
Date Collected: 7/28/2005 3:24:04 PM
Data Type: Original
Initial Sample Vol:
Sample Prep Vol:

Nebulizer Parameters: STD5

Analyte	Back Pressure	Flow
All	175.0 kPa	0.50 L/min

Mean Data: STD5

Analyte	Mean Corrected Intensity	Std.Dev.	RSD	Conc.	Calib Units
ScA 357.253	1460095.2	7768.79	0.53%	102.7	%
ScR 361.383	149573.0	637.40	0.43%	102.2	%
Al 308.215†	52190.0	100.41	0.19%	[30]	mg/L
Ca 317.933†	599561.9	2518.07	0.42%	[30]	mg/L
Fe 273.955†	147335.4	566.66	0.38%	[100]	mg/L
K 766.490†	112057.7	494.21	0.44%	[100]	mg/L
Mg 279.077†	52246.7	108.12	0.21%	[30]	mg/L
Na 330.237†	3568.3	16.09	0.45%	[100]	mg/L

Calibration Summary

Analyte	Stds.	Equation	Intercept	Slope	Curvature	Corr. Coef.	Reslope
Ag 328.068	1	Lin Thru 0	0.0	300400	0.00000	1.000000	
Al 308.215	1	Lin Thru 0	0.0	1740	0.00000	1.000000	
As 188.979	1	Lin Thru 0	0.0	1063	0.00000	1.000000	
B 249.677	1	Lin Thru 0	0.0	5967	0.00000	1.000000	
Ba 233.527	1	Lin Thru 0	0.0	6147	0.00000	1.000000	
Be 313.042	1	Lin Thru 0	0.0	769000	0.00000	1.000000	
Ca 317.933	1	Lin Thru 0	0.0	19990	0.00000	1.000000	
Cd 228.802	1	Lin Thru 0	0.0	36430	0.00000	1.000000	
Co 228.616	1	Lin Thru 0	0.0	35160	0.00000	1.000000	
Cr 267.716	1	Lin Thru 0	0.0	9819	0.00000	1.000000	
Cu 324.752	1	Lin Thru 0	0.0	239300	0.00000	1.000000	
Fe 273.955	1	Lin Thru 0	0.0	1473	0.00000	1.000000	
K 766.490	1	Lin Thru 0	0.0	1121	0.00000	1.000000	
Mg 279.077	1	Lin Thru 0	0.0	1742	0.00000	1.000000	
Mn 257.610	1	Lin Thru 0	0.0	47230	0.00000	1.000000	
Mo 202.031	1	Lin Thru 0	0.0	12280	0.00000	1.000000	
Na 589.592	1	Lin Thru 0	0.0	6506	0.00000	1.000000	
Na 330.237	1	Lin Thru 0	0.0	35.68	0.00000	1.000000	
Ni 231.604	1	Lin Thru 0	0.0	4176	0.00000	1.000000	
Pb 220.353	1	Lin Thru 0	0.0	9100	0.00000	1.000000	
Sb 206.836	1	Lin Thru 0	0.0	1393	0.00000	1.000000	
Se 196.026	1	Lin Thru 0	0.0	1537	0.00000	1.000000	
Si 288.158	1	Lin Thru 0	0.0	1931	0.00000	1.000000	
Sn 189.927	1	Lin Thru 0	0.0	4572	0.00000	1.000000	
Sr 421.552	1	Lin Thru 0	0.0	654700	0.00000	1.000000	
Ti 334.903	1	Lin Thru 0	0.0	27290	0.00000	1.000000	
Tl 190.801	1	Lin Thru 0	0.0	1139	0.00000	1.000000	
V 292.402	1	Lin Thru 0	0.0	243100	0.00000	1.000000	
Zn 206.200	1	Lin Thru 0	0.0	3297	0.00000	1.000000	

Analysis Begun

Start Time: 7/28/2005 3:39:05 PM
Logged In Analyst: metals
Spectrometer Model: Optima 4300 DV, S/N 077N0060101
Plasma On Time: 7/28/2005 7:29:00 AM
Technique: ICP Continuous
Autosampler Model: AS-93plus

Sample Information File: C:\pe\Administrator\Sample Information\0728.sif
Batch ID:
Results Data Set: PE050728
Results Library: C:\pe\Administrator\Results\Results.mdb

Sequence No.: 1
Sample ID: CV1
Analyst: ALA
Initial Sample Wt:
Dilution: 1X
Autosampler Location: 7
Date Collected: 7/28/2005 3:39:05 PM
Data Type: Original
Initial Sample Vol:
Sample Prep Vol:

Nebulizer Parameters: CV

Analyte	Back Pressure	Flow
All	175.0 kPa	0.50 L/min

Mean Data: CV

Analyte	Mean Corrected Intensity	Calib Conc.	Calib Units	Std.Dev.	Sample Conc.	Sample Units	Std.Dev.	RSD
ScA 357.253	1472020.3	103.6	%	0.39				0.37%
ScR 361.383	152132.4	104.0	%	0.41				0.39%
Ag 328.068†	291977.0	0.9722	mg/L	0.00021	0.9722	mg/L	0.00021	0.02%
Al 308.215†	3386.7	1.912	mg/L	0.0156	1.912	mg/L	0.0156	0.82%
As 188.979†	2129.1	2.000	mg/L	0.0088	2.000	mg/L	0.0088	0.44%
B 249.677†	5627.6	0.9459	mg/L	0.00481	0.9459	mg/L	0.00481	0.51%
Ba 233.527†	5948.8	0.9673	mg/L	0.01274	0.9673	mg/L	0.01274	1.32%
Be 313.042†	747665.4	0.9706	mg/L	0.00038	0.9706	mg/L	0.00038	0.04%
Ca 317.933†	38598.3	1.931	mg/L	0.0203	1.931	mg/L	0.0203	1.05%
Cd 228.802†	37038.2	1.014	mg/L	0.0021	1.014	mg/L	0.0021	0.20%
Co 228.616†	34139.5	0.9695	mg/L	0.00249	0.9695	mg/L	0.00249	0.26%
Cr 267.716†	9540.7	0.9705	mg/L	0.00793	0.9705	mg/L	0.00793	0.82%
Cu 324.752†	253641.2	1.059	mg/L	0.0006	1.059	mg/L	0.0006	0.06%
Fe 273.955†	2954.4	2.003	mg/L	0.0198	2.003	mg/L	0.0198	0.99%
K 766.490†	21911.3	19.55	mg/L	0.029	19.55	mg/L	0.029	0.15%
Mg 279.077†	3390.7	1.950	mg/L	0.0169	1.950	mg/L	0.0169	0.87%
Mn 257.610†	45155.7	0.9563	mg/L	0.00880	0.9563	mg/L	0.00880	0.92%
Mo 202.031†	11468.4	0.9335	mg/L	0.00338	0.9335	mg/L	0.00338	0.36%
Na 589.592†	316786.7	48.69	mg/L	0.075	48.69	mg/L	0.075	0.15%
Na 330.237†	1767.6	49.52	mg/L	0.297	49.52	mg/L	0.297	0.60%
Ni 231.604†	4044.5	0.9699	mg/L	0.00570	0.9699	mg/L	0.00570	0.59%
Pb 220.353†	17731.2	1.950	mg/L	0.0107	1.950	mg/L	0.0107	0.55%
Sb 206.836†	2716.9	1.949	mg/L	0.0120	1.949	mg/L	0.0120	0.62%
Se 196.026†	3035.3	1.975	mg/L	0.0082	1.975	mg/L	0.0082	0.41%
Si 288.158†	3778.3	1.959	mg/L	0.0119	1.959	mg/L	0.0119	0.61%
Sn 189.927†	3936.5	0.8644	mg/L	0.00473	0.8644	mg/L	0.00473	0.55%
Sr 421.552†	631671.6	0.9648	mg/L	0.00042	0.9648	mg/L	0.00042	0.04%
Ti 334.903†	25253.5	0.9240	mg/L	0.00064	0.9240	mg/L	0.00064	0.07%
Tl 190.801†	2198.1	1.927	mg/L	0.0039	1.927	mg/L	0.0039	0.20%
V 292.402†	240457.2	0.9968	mg/L	0.00035	0.9968	mg/L	0.00035	0.03%
Zn 206.200†	3242.9	0.9832	mg/L	0.00913	0.9832	mg/L	0.00913	0.93%

Sequence No.: 3
Sample ID: CB 7
Analyst: ALA
Initial Sample Wt:
Dilution: 1X

Autosampler Location: 1
Date Collected: 7/28/2005 3:44:33 PM
Data Type: Original
Initial Sample Vol:
Sample Prep Vol:

Nebulizer Parameters: CB

Analyte	Back Pressure	Flow
All	175.0 kPa	0.50 L/min

Mean Data: CB

Analyte	Mean Corrected Intensity	Calib Conc.	Calib Units	Calib Std.Dev.	Sample Conc.	Sample Units	Sample Std.Dev.	RSD
ScA 357.253	1486115.7	104.6	%	0.35				0.33%
ScR 361.383	149986.7	102.5	%	0.56				0.55%
Ag 328.068†	29.4	0.00010	mg/L	0.000137	0.00010	mg/L	0.000137	139.13%
Al 308.215†	5.0	0.00288	mg/L	0.002479	0.00288	mg/L	0.002479	85.99%
As 188.979†	-0.6	-0.00053	mg/L	0.001297	-0.00053	mg/L	0.001297	244.35%
B 249.677†	36.3	0.00609	mg/L	0.001640	0.00609	mg/L	0.001640	26.93%
Ba 233.527†	-0.6	-0.00010	mg/L	0.000221	-0.00010	mg/L	0.000221	230.23%
Be 313.042†	34.0	0.00004	mg/L	0.000014	0.00004	mg/L	0.000014	31.70%
Ca 317.933†	-117.9	-0.00590	mg/L	0.001078	-0.00590	mg/L	0.001078	18.27%
Cd 228.802†	-2.9	-0.00008	mg/L	0.000062	-0.00008	mg/L	0.000062	78.30%
Co 228.616†	-1.3	-0.00004	mg/L	0.000200	-0.00004	mg/L	0.000200	512.78%
Cr 267.716†	-1.7	-0.00018	mg/L	0.001193	-0.00018	mg/L	0.001193	676.32%
Cu 324.752†	121.1	0.00051	mg/L	0.000124	0.00051	mg/L	0.000124	24.55%
Fe 273.955†	5.9	0.00400	mg/L	0.001768	0.00400	mg/L	0.001768	44.16%
K 766.490†	77.0	0.06872	mg/L	0.004305	0.06872	mg/L	0.004305	6.26%
Mg 279.077†	7.5	0.00430	mg/L	0.005302	0.00430	mg/L	0.005302	123.29%
Mn 257.610†	-6.6	-0.00014	mg/L	0.000135	-0.00014	mg/L	0.000135	96.05%
Mo 202.031†	1.6	0.00013	mg/L	0.000253	0.00013	mg/L	0.000253	193.16%
Na 589.592†	115.5	0.01775	mg/L	0.011224	0.01775	mg/L	0.011224	63.22%
Na 330.237†	-3.4	-0.09573	mg/L	0.128735	-0.09573	mg/L	0.128735	134.47%
Ni 231.604†	2.7	0.00064	mg/L	0.001048	0.00064	mg/L	0.001048	162.89%
Pb 220.353†	-0.6	-0.00007	mg/L	0.000417	-0.00007	mg/L	0.000417	631.98%
Sb 206.836†	-0.9	-0.00064	mg/L	0.001404	-0.00064	mg/L	0.001404	218.56%
Se 196.026†	5.7	0.00371	mg/L	0.001580	0.00371	mg/L	0.001580	42.59%
Si 288.158†	-5.1	-0.00263	mg/L	0.004045	-0.00263	mg/L	0.004045	153.66%
Sn 189.927†	-0.4	-0.00009	mg/L	0.000294	-0.00009	mg/L	0.000294	327.05%
Sr 421.552†	27.1	0.00004	mg/L	0.000061	0.00004	mg/L	0.000061	146.80%
Ti 334.903†	34.9	0.00128	mg/L	0.000934	0.00128	mg/L	0.000934	73.07%
Tl 190.801†	2.8	0.00248	mg/L	0.002991	0.00248	mg/L	0.002991	120.52%
V 292.402†	76.8	0.00031	mg/L	0.000116	0.00031	mg/L	0.000116	36.92%
Zn 206.200†	1.9	0.00058	mg/L	0.000458	0.00058	mg/L	0.000458	78.46%

Sequence No.: 3
Sample ID: IH29 MB2 PHN
Analyst: ALA
Initial Sample Wt:
Dilution: 1X

Autosampler Location: 61
Date Collected: 7/28/2005 3:50:55 PM
Data Type: Original
Initial Sample Vol:
Sample Prep Vol:

DR CONFIRMS PREVIOUS

Nebulizer Parameters: IH29 MB2 PHN

Analyte	Back Pressure	Flow
All	174.0 kPa	0.50 L/min

Mean Data: IH29 MB2 PHN

Analyte	Mean Corrected Intensity	Calib Conc.	Calib Units	Std.Dev.	Sample Conc.	Sample Units	Std.Dev.	RSD
ScA 357.253	1640295.3	115.4	%	0.41				0.36%
ScR 361.383	167171.5	114.2	%	0.72				0.63%
Ag 328.068†	66.1	0.00041	mg/L	0.000044	0.00041	mg/L	0.000044	10.91%
Al 308.215†	1524.1	0.8755	mg/L	0.00642	0.8755	mg/L	0.00642	0.73%
As 188.979†	2.3	0.00166	mg/L	0.002894	0.00166	mg/L	0.002894	174.54%
B 249.677†	11.1	0.00186	mg/L	0.001019	0.00186	mg/L	0.001019	54.77%
Ba 233.527†	29132.4	4.739	mg/L	0.0363	4.739	mg/L	0.0363	0.77%
Be 313.042†	-81.0	-0.00016	mg/L	0.000008	-0.00016	mg/L	0.000008	5.34%
Ca 317.933†	71286.4	3.567	mg/L	0.0082	3.567	mg/L	0.0082	0.23%
Cd 228.802†	-0.2	-0.00020	mg/L	0.000096	-0.00020	mg/L	0.000096	48.67%
Co 228.616†	143.0	0.00250	mg/L	0.000085	0.00250	mg/L	0.000085	3.39%
Cr 267.716†	61.6	0.00631	mg/L	0.000547	0.00631	mg/L	0.000547	8.67%
Cu 324.752†	94.1	0.00070	mg/L	0.000075	0.00070	mg/L	0.000075	10.70%
Fe 273.955†	5201.7	3.530	mg/L	0.0242	3.530	mg/L	0.0242	0.69%
K 766.490†	-107.4	-0.09585	mg/L	0.006087	-0.09585	mg/L	0.006087	6.35%
Mg 279.077†	1353.2	0.7743	mg/L	0.00107	0.7743	mg/L	0.00107	0.14%
Mn 257.610†	611.9	0.01288	mg/L	0.000126	0.01288	mg/L	0.000126	0.98%
Mo 202.031†	0.3	0.00001	mg/L	0.000237	0.00001	mg/L	0.000237	>999.9%
Na 589.592†	495.3	0.07613	mg/L	0.003738	0.07613	mg/L	0.003738	4.91%
Na 330.237†	54.9	1.442	mg/L	0.1929	1.442	mg/L	0.1929	13.37%
Ni 231.604†	126.3	0.03024	mg/L	0.001358	0.03024	mg/L	0.001358	4.49%
Pb 220.353†	-7.2	-0.00063	mg/L	0.000493	-0.00063	mg/L	0.000493	78.79%
Sb 206.836†	-1.6	-0.00106	mg/L	0.000445	-0.00106	mg/L	0.000445	42.19%
Se 196.026†	19.7	0.01318	mg/L	0.001731	0.01318	mg/L	0.001731	13.13%
Si 288.158†	45.7	0.02370	mg/L	0.004565	0.02370	mg/L	0.004565	19.26%
Sn 189.927†	102.4	0.02276	mg/L	0.000787	0.02276	mg/L	0.000787	3.46%
Sr 421.552†	75866.3	0.1159	mg/L	0.00014	0.1159	mg/L	0.00014	0.12%
Ti 334.903†	1025.3	0.03757	mg/L	0.000323	0.03757	mg/L	0.000323	0.86%
Tl 190.801†	3.7	0.00349	mg/L	0.001813	0.00349	mg/L	0.001813	51.89%
V 292.402†	7746.2	0.03189	mg/L	0.000080	0.03189	mg/L	0.000080	0.25%
Zn 206.200†	1042.7	0.3162	mg/L	0.00216	0.3162	mg/L	0.00216	0.68%

Sequence No.: 4
Sample ID: IH29 L PHN
Analyst: ALA
Initial Sample Wt:
Dilution: 1X

Autosampler Location: 62
Date Collected: 7/28/2005 3:57:19 PM
Data Type: Original
Initial Sample Vol:
Sample Prep Vol:

Nebulizer Parameters: IH29 L PHN

Analyte	Back Pressure	Flow
All	175.0 kPa	0.50 L/min

Mean Data: IH29 L PHN

Analyte	Mean Corrected Intensity	Calib Conc.	Calib Units	Std.Dev.	Sample Conc.	Sample Units	Std.Dev.	RSD
ScA 357.253	1578083.7	111.1	%	0.16				0.14%
ScR 361.383	157701.2	107.8	%	0.48				0.44%
Ag 328.068†	59.9	0.00025	mg/L	0.000175	0.00025	mg/L	0.000175	70.62%
Al 308.215†	1689.1	0.9709	mg/L	0.01045	0.9709	mg/L	0.01045	1.08%
As 188.979†	0.5	0.00017	mg/L	0.002453	0.00017	mg/L	0.002453	>999.9%
B 249.677†	22.6	0.00382	mg/L	0.000526	0.00382	mg/L	0.000526	13.80%
Ba 233.527†	125.4	0.02033	mg/L	0.000546	0.02033	mg/L	0.000546	2.69%
Be 313.042†	-57.3	-0.00008	mg/L	0.000023	-0.00008	mg/L	0.000023	30.42%
Ca 317.933†	32927.3	1.648	mg/L	0.0032	1.648	mg/L	0.0032	0.20%
Cd 228.802†	-12.4	-0.00035	mg/L	0.000092	-0.00035	mg/L	0.000092	26.28%
Co 228.616†	5.6	0.00009	mg/L	0.000188	0.00009	mg/L	0.000188	215.08%
Cr 267.716†	149.4	0.01516	mg/L	0.000799	0.01516	mg/L	0.000799	5.27%
Cu 324.752†	2043.2	0.00861	mg/L	0.000102	0.00861	mg/L	0.000102	1.19%
Fe 273.955†	1401.1	0.9510	mg/L	0.00233	0.9510	mg/L	0.00233	0.25%
K 766.490†	34.8	0.03109	mg/L	0.022567	0.03109	mg/L	0.022567	72.58%
Mg 279.077†	671.8	0.3850	mg/L	0.00465	0.3850	mg/L	0.00465	1.21%
Mn 257.610†	1426.2	0.03016	mg/L	0.000385	0.03016	mg/L	0.000385	1.28%
Mo 202.031†	0.6	0.00004	mg/L	0.000199	0.00004	mg/L	0.000199	518.50%
Na 589.592†	6746.3	1.037	mg/L	0.0042	1.037	mg/L	0.0042	0.41%
Na 330.237†	66.5	1.849	mg/L	0.2248	1.849	mg/L	0.2248	12.16%
Ni 231.604†	16.2	0.00388	mg/L	0.000596	0.00388	mg/L	0.000596	15.37%
Pb 220.353†	53.5	0.00607	mg/L	0.000503	0.00607	mg/L	0.000503	8.29%
Sb 206.836†	1.6	0.00083	mg/L	0.001494	0.00083	mg/L	0.001494	179.12%
Se 196.026†	22.9	0.01500	mg/L	0.005126	0.01500	mg/L	0.005126	34.18%
Si 288.158†	496.6	0.2572	mg/L	0.00652	0.2572	mg/L	0.00652	2.53%
Sn 189.927†	-5.9	-0.00113	mg/L	0.000167	-0.00113	mg/L	0.000167	14.82%
Sr 421.552†	3654.1	0.00558	mg/L	0.000067	0.00558	mg/L	0.000067	1.20%
Ti 334.903†	1077.1	0.03946	mg/L	0.000976	0.03946	mg/L	0.000976	2.47%
Tl 190.801†	2.5	0.00223	mg/L	0.001672	0.00223	mg/L	0.001672	74.89%
V 292.402†	231.3	0.00105	mg/L	0.000107	0.00105	mg/L	0.000107	10.19%
Zn 206.200†	154.7	0.04690	mg/L	0.001001	0.04690	mg/L	0.001001	2.13%

Sequence No.: 5
Sample ID: IH29 M PHN
Analyst: ALA
Initial Sample Wt:
Dilution: 1X

Autosampler Location: 63
Date Collected: 7/28/2005 4:03:44 PM
Data Type: Original
Initial Sample Vol:
Sample Prep Vol:

Nebulizer Parameters: IH29 M PHN

Analyte	Back Pressure	Flow
All	175.0 kPa	0.50 L/min

Mean Data: IH29 M PHN

Analyte	Mean Corrected Intensity	Calib Conc.	Calib Units	Std.Dev.	Sample Conc.	Sample Units	Std.Dev.	RSD
ScA 357.253	1579564.9	111.2	%	0.31				0.28%
ScR 361.383	160903.6	110.0	%	0.84				0.76%
Ag 328.068†	27.0	0.00011	mg/L	0.000222	0.00011	mg/L	0.000222	206.15%
Al 308.215†	1432.9	0.8236	mg/L	0.01165	0.8236	mg/L	0.01165	1.41%
As 188.979†	0.7	0.00039	mg/L	0.003183	0.00039	mg/L	0.003183	819.66%
B 249.677†	6.1	0.00104	mg/L	0.000104	0.00104	mg/L	0.000104	9.91%
Ba 233.527†	49.4	0.00803	mg/L	0.000811	0.00803	mg/L	0.000811	10.10%
Be 313.042†	846.8	0.00110	mg/L	0.000016	0.00110	mg/L	0.000016	1.50%
Ca 317.933†	25395.3	1.271	mg/L	0.0017	1.271	mg/L	0.0017	0.13%
Cd 228.802†	-1.0	-0.00003	mg/L	0.000061	-0.00003	mg/L	0.000061	199.55%
Co 228.616†	-2.7	-0.00012	mg/L	0.000033	-0.00012	mg/L	0.000033	28.23%
Cr 267.716†	96.4	0.00976	mg/L	0.000304	0.00976	mg/L	0.000304	3.12%
Cu 324.752†	1325.8	0.00555	mg/L	0.000161	0.00555	mg/L	0.000161	2.89%
Fe 273.955†	345.2	0.2343	mg/L	0.00356	0.2343	mg/L	0.00356	1.52%
K 766.490†	-24.5	-0.02190	mg/L	0.021730	-0.02190	mg/L	0.021730	99.24%
Mg 279.077†	444.1	0.2548	mg/L	0.00520	0.2548	mg/L	0.00520	2.04%
Mn 257.610†	286.1	0.00604	mg/L	0.000166	0.00604	mg/L	0.000166	2.75%
Mo 202.031†	10.4	0.00084	mg/L	0.000282	0.00084	mg/L	0.000282	33.60%
Na 589.592†	5036.8	0.7741	mg/L	0.00598	0.7741	mg/L	0.00598	0.77%
Na 330.237†	64.7	1.805	mg/L	0.3249	1.805	mg/L	0.3249	18.00%
Ni 231.604†	22.6	0.00541	mg/L	0.000682	0.00541	mg/L	0.000682	12.61%
Pb 220.353†	-1.4	0.00000	mg/L	0.000359	0.00000	mg/L	0.000359	>999.9%
Sb 206.836†	-2.2	-0.00175	mg/L	0.001029	-0.00175	mg/L	0.001029	58.78%
Se 196.026†	19.3	0.01256	mg/L	0.004215	0.01256	mg/L	0.004215	33.56%
Si 288.158†	90.8	0.04703	mg/L	0.003294	0.04703	mg/L	0.003294	7.00%
Sn 189.927†	5.7	0.00138	mg/L	0.000613	0.00138	mg/L	0.000613	44.38%
Sr 421.552†	2339.5	0.00357	mg/L	0.000099	0.00357	mg/L	0.000099	2.78%
Ti 334.903†	751.6	0.02753	mg/L	0.000723	0.02753	mg/L	0.000723	2.63%
Tl 190.801†	3.9	0.00347	mg/L	0.004080	0.00347	mg/L	0.004080	117.59%
V 292.402†	230.9	0.00101	mg/L	0.000278	0.00101	mg/L	0.000278	27.53%
Zn 206.200†	76.3	0.02315	mg/L	0.000195	0.02315	mg/L	0.000195	0.84%

Sequence No.: 6
Sample ID: IH29 I SWC
Analyst: ALA
Initial Sample Wt:
Dilution: 2X

Autosampler Location: 64
Date Collected: 7/28/2005 4:10:08 PM
Data Type: Original
Initial Sample Vol:
Sample Prep Vol:

Nebulizer Parameters: IH29 I SWC

Analyte	Back Pressure	Flow
All	174.0 kPa	0.50 L/min

Mean Data: IH29 I SWC

Analyte	Mean Corrected Intensity	Calib Conc.	Calib Units	Calib Std.Dev.	Sample Conc.	Sample Units	Sample Std.Dev.	RSD
ScA 357.253	1517600.5	106.8	%	0.57				0.53%
ScR 361.383	157656.2	107.7	%	0.21				0.19%
Ag 328.068†	-2012.5	-0.00058	mg/L	0.000161	-0.00116	mg/L	0.000321	27.82%
Al 308.215†	161981.2	93.10	mg/L	0.045	186.2	mg/L	0.09	0.05%
As 188.979†	82.3	0.05287	mg/L	0.002427	0.1057	mg/L	0.00485	4.59%
B 249.677†	649.8	0.1076	mg/L	0.00228	0.2151	mg/L	0.00457	2.12%
Ba 233.527†	1416.1	0.2209	mg/L	0.00100	0.4418	mg/L	0.00199	0.45%
Be 313.042†	1410.1	0.00136	mg/L	0.000018	0.00271	mg/L	0.000036	1.34%
Ca 317.933†	832020.1	41.63	mg/L	0.037	83.26	mg/L	0.074	0.09%
Cd 228.802†	208.1	0.00457	mg/L	0.000149	0.00915	mg/L	0.000298	3.26%
Co 228.616†	1682.3	0.03656	mg/L	0.000537	0.07312	mg/L	0.001073	1.47%
Cr 267.716†	2184.3	0.2174	mg/L	0.00101	0.4348	mg/L	0.00202	0.46%
Cu 324.752†	25544.2	0.1170	mg/L	0.00113	0.2340	mg/L	0.00226	0.97%
Fe 273.955†	200642.3	136.2	mg/L	0.26	272.4	mg/L	0.51	0.19%
K 766.490†	14320.6	12.78	mg/L	0.045	25.56	mg/L	0.089	0.35%
Mg 279.077†	84524.6	48.43	mg/L	0.007	96.86	mg/L	0.013	0.01%
Mn 257.610†	62691.7	1.324	mg/L	0.0009	2.649	mg/L	0.0018	0.07%
Mo 202.031†	218.9	0.01712	mg/L	0.000298	0.03424	mg/L	0.000595	1.74%
Na 589.592†	300668.5	46.21	mg/L	0.029	92.42	mg/L	0.058	0.06%
Na 330.237†	1633.1	47.07	mg/L	0.342	94.14	mg/L	0.683	0.73%
Ni 231.604†	664.8	0.1592	mg/L	0.00015	0.3184	mg/L	0.00030	0.09%
Pb 220.353†	108.9	0.02846	mg/L	0.000142	0.05691	mg/L	0.000284	0.50%
Sb 206.836†	19.5	0.01479	mg/L	0.003218	0.02958	mg/L	0.006435	21.76%
Se 196.026†	-10.9	0.00729	mg/L	0.002419	0.01459	mg/L	0.004839	33.17%
Si 288.158†	2892.5	1.499	mg/L	0.0040	2.997	mg/L	0.0080	0.27%
Sn 189.927†	-59.0	-0.00959	mg/L	0.000787	-0.01918	mg/L	0.001574	8.21%
Sr 421.552†	214004.7	0.3269	mg/L	0.00026	0.6538	mg/L	0.00051	0.08%
Ti 334.903†	170649.7	6.252	mg/L	0.0045	12.50	mg/L	0.009	0.07%
Tl 190.801†	-7.4	0.00330	mg/L	0.002921	0.00660	mg/L	0.005842	88.48%
V 292.402†	70366.8	0.2882	mg/L	0.00329	0.5763	mg/L	0.00658	1.14%
Zn 206.200†	997.7	0.3018	mg/L	0.00167	0.6036	mg/L	0.00334	0.55%

Sequence No.: 7
Sample ID: IH29 J SWC
Analyst: ALA
Initial Sample Wt:
Dilution: 2X

Autosampler Location: 65
Date Collected: 7/28/2005 4:16:36 PM
Data Type: Original
Initial Sample Vol:
Sample Prep Vol:

Nebulizer Parameters: IH29 J SWC

Analyte	Back Pressure	Flow
All	175.0 kPa	0.50 L/min

Mean Data: IH29 J SWC

Analyte	Mean Corrected Intensity	Calib Conc.	Calib Units	Calib Std.Dev.	Sample Conc.	Sample Units	Sample Std.Dev.	RSD
ScA 357.253	1510993.8	106.3	%	0.27				0.25%
ScR 361.383	158464.7	108.3	%	0.27				0.25%
Ag 328.068†	-1308.6	-0.00049	mg/L	0.000021	-0.00098	mg/L	0.000042	4.28%
Al 308.215†	100723.9	57.89	mg/L	0.054	115.8	mg/L	0.11	0.09%
As 188.979†	64.3	0.04367	mg/L	0.000787	0.08735	mg/L	0.001575	1.80%
B 249.677†	441.0	0.07293	mg/L	0.000857	0.1459	mg/L	0.00171	1.18%
Ba 233.527†	1023.6	0.1605	mg/L	0.00111	0.3211	mg/L	0.00223	0.69%
Be 313.042†	872.9	0.00080	mg/L	0.000028	0.00161	mg/L	0.000055	3.45%
Ca 317.933†	662048.8	33.13	mg/L	0.073	66.25	mg/L	0.146	0.22%
Cd 228.802†	144.7	0.00324	mg/L	0.000073	0.00647	mg/L	0.000145	2.25%
Co 228.616†	1299.0	0.02922	mg/L	0.000165	0.05843	mg/L	0.000330	0.56%
Cr 267.716†	1271.4	0.1255	mg/L	0.00070	0.2510	mg/L	0.00139	0.55%
Cu 324.752†	49700.2	0.2140	mg/L	0.00125	0.4280	mg/L	0.00249	0.58%
Fe 273.955†	126527.6	85.88	mg/L	0.253	171.8	mg/L	0.51	0.29%
K 766.490†	8835.6	7.885	mg/L	0.0474	15.77	mg/L	0.095	0.60%
Mg 279.077†	57048.0	32.69	mg/L	0.030	65.38	mg/L	0.060	0.09%
Mn 257.610†	53693.4	1.135	mg/L	0.0012	2.270	mg/L	0.0024	0.11%
Mo 202.031†	211.4	0.01674	mg/L	0.000455	0.03347	mg/L	0.000911	2.72%
Na 589.592†	213243.9	32.78	mg/L	0.062	65.55	mg/L	0.125	0.19%
Na 330.237†	1190.3	34.22	mg/L	0.150	68.43	mg/L	0.300	0.44%
Ni 231.604†	424.5	0.1017	mg/L	0.00103	0.2033	mg/L	0.00207	1.02%
Pb 220.353†	605.4	0.07669	mg/L	0.000391	0.1534	mg/L	0.00078	0.51%
Sb 206.836†	12.9	0.00999	mg/L	0.002431	0.01998	mg/L	0.004862	24.33%
Se 196.026†	1.4	0.01001	mg/L	0.002052	0.02002	mg/L	0.004104	20.50%
Si 288.158†	2323.9	1.204	mg/L	0.0005	2.408	mg/L	0.0010	0.04%
Sn 189.927†	-28.9	-0.00358	mg/L	0.001536	-0.00717	mg/L	0.003073	42.89%
Sr 421.552†	131293.3	0.2005	mg/L	0.00015	0.4011	mg/L	0.00030	0.08%
Ti 334.903†	117518.0	4.306	mg/L	0.0046	8.612	mg/L	0.0093	0.11%
Tl 190.801†	-2.1	0.00405	mg/L	0.002450	0.00809	mg/L	0.004900	60.54%
V 292.402†	48796.1	0.1997	mg/L	0.00142	0.3994	mg/L	0.00283	0.71%
Zn 206.200†	770.1	0.2330	mg/L	0.00144	0.4661	mg/L	0.00288	0.62%

Sequence No.: 8
Sample ID: IH23 U SWC
Analyst: ALA
Initial Sample Wt:
Dilution: 5X

Autosampler Location: 66
Date Collected: 7/28/2005 4:23:04 PM
Data Type: Original
Initial Sample Vol:
Sample Prep Vol:

Nebulizer Parameters: IH23 U SWC

Analyte	Back Pressure	Flow
All	175.0 kPa	0.50 L/min

Mean Data: IH23 U SWC

Analyte	Mean Corrected Intensity	Calib Conc.	Calib Units	Std.Dev.	Sample Conc.	Sample Units	Std.Dev.	RSD
ScA 357.253	1507801.9	106.1	%	0.38				0.36%
ScR 361.383	155600.4	106.3	%	0.39				0.37%
Ag 328.068†	-1939.6	-0.00074	mg/L	0.000222	-0.00370	mg/L	0.001111	30.00%
Al 308.215†	113800.4	65.41	mg/L	0.184	327.0	mg/L	0.92	0.28%
As 188.979†	78.9	0.05654	mg/L	0.001540	0.2827	mg/L	0.00770	2.72%
B 249.677†	79.6	0.01243	mg/L	0.000741	0.06215	mg/L	0.003703	5.96%
Ba 233.527†	2042.7	0.3232	mg/L	0.00079	1.616	mg/L	0.0039	0.24%
Be 313.042†	884.6	0.00073	mg/L	0.000020	0.00366	mg/L	0.000102	2.80%
Ca 317.933†	692746.5	34.66	mg/L	0.091	173.3	mg/L	0.45	0.26%
Cd 228.802†	50.1	0.00028	mg/L	0.000099	0.00141	mg/L	0.000493	34.89%
Co 228.616†	1872.3	0.04472	mg/L	0.000363	0.2236	mg/L	0.00182	0.81%
Cr 267.716†	1719.5	0.1738	mg/L	0.00170	0.8688	mg/L	0.00851	0.98%
Cu 324.752†	57238.8	0.2496	mg/L	0.00101	1.248	mg/L	0.0050	0.40%
Fe 273.955†	191892.4	130.2	mg/L	0.73	651.2	mg/L	3.67	0.56%
K 766.490†	5783.4	5.161	mg/L	0.0172	25.81	mg/L	0.086	0.33%
Mg 279.077†	59951.9	34.33	mg/L	0.059	171.6	mg/L	0.30	0.17%
Mn 257.610†	90606.9	1.916	mg/L	0.0068	9.579	mg/L	0.0341	0.36%
Mo 202.031†	82.0	0.00618	mg/L	0.000382	0.03089	mg/L	0.001912	6.19%
Na 589.592†	15293.6	2.351	mg/L	0.0021	11.75	mg/L	0.010	0.09%
Na 330.237†	85.8	3.236	mg/L	0.2544	16.18	mg/L	1.272	7.86%
Ni 231.604†	674.0	0.1614	mg/L	0.00280	0.8071	mg/L	0.01401	1.74%
Pb 220.353†	542.4	0.07113	mg/L	0.000572	0.3557	mg/L	0.00286	0.80%
Sb 206.836†	19.3	0.01405	mg/L	0.002167	0.07025	mg/L	0.010834	15.42%
Se 196.026†	-14.3	0.00447	mg/L	0.003698	0.02235	mg/L	0.018492	82.74%
Si 288.158†	1794.6	0.9299	mg/L	0.00950	4.649	mg/L	0.0475	1.02%
Sn 189.927†	-41.7	-0.00621	mg/L	0.000926	-0.03104	mg/L	0.004630	14.92%
Sr 421.552†	99379.1	0.1518	mg/L	0.00038	0.7590	mg/L	0.00191	0.25%
Ti 334.903†	118953.3	4.358	mg/L	0.0131	21.79	mg/L	0.065	0.30%
Tl 190.801†	-11.5	0.00023	mg/L	0.000757	0.00113	mg/L	0.003783	334.81%
V 292.402†	61838.6	0.2538	mg/L	0.00119	1.269	mg/L	0.0060	0.47%
Zn 206.200†	1158.3	0.3507	mg/L	0.00267	1.754	mg/L	0.0134	0.76%

Sequence No.: 9
Sample ID: IH23 ADUP SWC
Analyst: ALA
Initial Sample Wt:
Dilution: 5X

Autosampler Location: 67
Date Collected: 7/28/2005 4:29:29 PM
Data Type: Original
Initial Sample Vol:
Sample Prep Vol:

Nebulizer Parameters: IH23 ADUP SWC

Analyte	Back Pressure	Flow
All	175.0 kPa	0.50 L/min

Mean Data: IH23 ADUP SWC

Analyte	Mean Corrected Intensity	Calib Conc.	Calib Units	Std.Dev.	Sample Conc.	Sample Units	Std.Dev.	RSD
ScA 357.253	1508521.1	106.2	%	0.99				0.93%
ScR 361.383	156496.7	106.9	%	0.45				0.42%
Ag 328.068†	-2126.1	-0.00048	mg/L	0.000127	-0.00242	mg/L	0.000634	26.18%
Al 308.215†	117252.2	67.39	mg/L	0.211	337.0	mg/L	1.05	0.31%
As 188.979†	245.7	0.2125	mg/L	0.00104	1.062	mg/L	0.0052	0.49%
B 249.677†	209.2	0.03452	mg/L	0.000886	0.1726	mg/L	0.00443	2.57%
Ba 233.527†	2624.8	0.4168	mg/L	0.00241	2.084	mg/L	0.0121	0.58%
Be 313.042†	941.1	0.00083	mg/L	0.000022	0.00416	mg/L	0.000111	2.66%
Ca 317.933†	1225305.1	61.31	mg/L	0.202	306.6	mg/L	1.01	0.33%
Cd 228.802†	78.3	0.00075	mg/L	0.000098	0.00373	mg/L	0.000491	13.14%
Co 228.616†	2724.9	0.07008	mg/L	0.000520	0.3504	mg/L	0.00260	0.74%
Cr 267.716†	2171.5	0.2141	mg/L	0.00157	1.070	mg/L	0.0079	0.73%
Cu 324.752†	177083.9	0.7519	mg/L	0.00158	3.759	mg/L	0.0079	0.21%
Fe 273.955†	217186.7	147.4	mg/L	0.39	737.0	mg/L	1.94	0.26%
K 766.490†	9118.1	8.137	mg/L	0.0544	40.68	mg/L	0.272	0.67%
Mg 279.077†	101040.2	57.91	mg/L	0.078	289.5	mg/L	0.39	0.14%
Mn 257.610†	104433.1	2.208	mg/L	0.0069	11.04	mg/L	0.034	0.31%
Mo 202.031†	172.4	0.01319	mg/L	0.000130	0.06596	mg/L	0.000650	0.99%
Na 589.592†	22655.7	3.482	mg/L	0.0129	17.41	mg/L	0.064	0.37%
Na 330.237†	154.3	4.464	mg/L	0.2113	22.32	mg/L	1.057	4.73%
Ni 231.604†	1551.7	0.3716	mg/L	0.00202	1.858	mg/L	0.0101	0.54%
Pb 220.353†	1776.5	0.2069	mg/L	0.00107	1.035	mg/L	0.0054	0.52%
Sb 206.836†	41.0	0.02680	mg/L	0.000639	0.1340	mg/L	0.00319	2.38%
Se 196.026†	-5.1	0.01228	mg/L	0.002896	0.06138	mg/L	0.014482	23.59%
Si 288.158†	767.4	0.3979	mg/L	0.00512	1.990	mg/L	0.0256	1.29%
Sn 189.927†	-52.7	-0.00565	mg/L	0.001197	-0.02827	mg/L	0.005983	21.17%
Sr 421.552†	233050.7	0.3560	mg/L	0.00131	1.780	mg/L	0.0065	0.37%
Ti 334.903†	95598.9	3.503	mg/L	0.0096	17.51	mg/L	0.048	0.27%
Tl 190.801†	-10.5	0.00343	mg/L	0.003468	0.01716	mg/L	0.017338	101.06%
V 292.402†	57794.3	0.2380	mg/L	0.00046	1.190	mg/L	0.0023	0.19%
Zn 206.200†	4614.6	1.399	mg/L	0.0108	6.993	mg/L	0.0542	0.78%

Sequence No.: 10
Sample ID: IH23 A SWC
Analyst: ALA
Initial Sample Wt:
Dilution: 5X

Autosampler Location: 68
Date Collected: 7/28/2005 4:35:43 PM
Data Type: Original
Initial Sample Vol:
Sample Prep Vol:

Nebulizer Parameters: IH23 A SWC

Analyte	Back Pressure	Flow
All	175.0 kPa	0.50 L/min

Mean Data: IH23 A SWC

Analyte	Mean Corrected Intensity	Calib Conc.	Calib Units	Std.Dev.	Sample Conc.	Sample Units	Std.Dev.	RSD
ScA 357.253	1498609.5	105.5	%	0.09				0.09%
ScR 361.383	157919.3	107.9	%	0.63				0.58%
Ag 328.068†	-1836.0	-0.00046	mg/L	0.000208	-0.00231	mg/L	0.001040	44.94%
Al 308.215†	114647.5	65.90	mg/L	0.133	329.5	mg/L	0.66	0.20%
As 188.979†	234.6	0.2022	mg/L	0.00164	1.011	mg/L	0.0082	0.81%
B 249.677†	144.4	0.02390	mg/L	0.001165	0.1195	mg/L	0.00582	4.87%
Ba 233.527†	2539.2	0.4044	mg/L	0.00258	2.022	mg/L	0.0129	0.64%
Be 313.042†	878.2	0.00078	mg/L	0.000030	0.00390	mg/L	0.000150	3.84%
Ca 317.933†	1275736.5	63.83	mg/L	0.167	319.2	mg/L	0.83	0.26%
Cd 228.802†	73.3	0.00081	mg/L	0.000157	0.00404	mg/L	0.000786	19.46%
Co 228.616†	2276.7	0.05802	mg/L	0.000052	0.2901	mg/L	0.00026	0.09%
Cr 267.716†	2734.4	0.2715	mg/L	0.00184	1.357	mg/L	0.0092	0.68%
Cu 324.752†	152523.5	0.6473	mg/L	0.00276	3.236	mg/L	0.0138	0.43%
Fe 273.955†	183544.8	124.6	mg/L	0.61	622.9	mg/L	3.03	0.49%
K 766.490†	10746.3	9.590	mg/L	0.0096	47.95	mg/L	0.048	0.10%
Mg 279.077†	91115.2	52.22	mg/L	0.072	261.1	mg/L	0.36	0.14%
Mn 257.610†	91122.6	1.926	mg/L	0.0067	9.632	mg/L	0.0335	0.35%
Mo 202.031†	148.0	0.01129	mg/L	0.000333	0.05643	mg/L	0.001665	2.95%
Na 589.592†	20693.4	3.181	mg/L	0.0093	15.90	mg/L	0.047	0.29%
Na 330.237†	152.3	4.347	mg/L	0.1210	21.74	mg/L	0.605	2.78%
Ni 231.604†	1662.2	0.3981	mg/L	0.00224	1.990	mg/L	0.0112	0.56%
Pb 220.353†	1473.6	0.1735	mg/L	0.00090	0.8676	mg/L	0.00449	0.52%
Sb 206.836†	34.6	0.02105	mg/L	0.000505	0.1052	mg/L	0.00252	2.40%
Se 196.026†	-3.3	0.01102	mg/L	0.003815	0.05508	mg/L	0.019077	34.64%
Si 288.158†	909.9	0.4718	mg/L	0.00386	2.359	mg/L	0.0193	0.82%
Sn 189.927†	-43.4	-0.00333	mg/L	0.001616	-0.01665	mg/L	0.008079	48.51%
Sr 421.552†	258005.2	0.3941	mg/L	0.00088	1.970	mg/L	0.0044	0.22%
Ti 334.903†	90351.8	3.310	mg/L	0.0093	16.55	mg/L	0.047	0.28%
Tl 190.801†	-11.2	0.00057	mg/L	0.000919	0.00283	mg/L	0.004597	162.39%
V 292.402†	53447.9	0.2206	mg/L	0.00139	1.103	mg/L	0.0069	0.63%
Zn 206.200†	4510.4	1.367	mg/L	0.0063	6.836	mg/L	0.0314	0.46%

Sequence No.: 11
Sample ID: IH23 ASPK SWC
Analyst: ALA
Initial Sample Wt:
Dilution: 5X

Autosampler Location: 69
Date Collected: 7/28/2005 4:42:11 PM
Data Type: Original
Initial Sample Vol:
Sample Prep Vol:

Nebulizer Parameters: IH23 ASPK SWC

Analyte	Back Pressure	Flow
All	175.0 kPa	0.50 L/min

Mean Data: IH23 ASPK SWC

Analyte	Mean Corrected Intensity	Calib Conc.	Calib Units	Calib Std.Dev.	Sample Conc.	Sample Units	Sample Std.Dev.	RSD
ScA 357.253	1494796.1	105.2	%	0.28				0.27%
ScR 361.383	155701.8	106.4	%	0.67				0.63%
Ag 328.068†	57311.9	0.1972	mg/L	0.00038	0.9861	mg/L	0.00188	0.19%
Al 308.215†	116527.1	66.97	mg/L	0.206	334.9	mg/L	1.03	0.31%
As 188.979†	1049.3	0.9689	mg/L	0.00465	4.844	mg/L	0.0233	0.48%
B 249.677†	184.4	0.03075	mg/L	0.001703	0.1538	mg/L	0.00852	5.54%
Ba 233.527†	7861.2	1.269	mg/L	0.0103	6.344	mg/L	0.0514	0.81%
Be 313.042†	154105.6	0.1997	mg/L	0.00044	0.9985	mg/L	0.00220	0.22%
Ca 317.933†	1229185.6	61.50	mg/L	0.122	307.5	mg/L	0.61	0.20%
Cd 228.802†	7397.0	0.2006	mg/L	0.00050	1.003	mg/L	0.0025	0.25%
Co 228.616†	9080.6	0.2510	mg/L	0.00071	1.255	mg/L	0.0036	0.28%
Cr 267.716†	4140.6	0.4145	mg/L	0.00270	2.072	mg/L	0.0135	0.65%
Cu 324.752†	226700.7	0.9590	mg/L	0.00082	4.795	mg/L	0.0041	0.09%
Fe 273.955†	211411.1	143.5	mg/L	0.59	717.4	mg/L	2.93	0.41%
K 766.490†	14608.3	13.04	mg/L	0.105	65.18	mg/L	0.527	0.81%
Mg 279.077†	99394.1	56.96	mg/L	0.058	284.8	mg/L	0.29	0.10%
Mn 257.610†	123755.5	2.617	mg/L	0.0083	13.09	mg/L	0.041	0.32%
Mo 202.031†	162.2	0.01236	mg/L	0.000441	0.06181	mg/L	0.002203	3.56%
Na 589.592†	48200.9	7.408	mg/L	0.0264	37.04	mg/L	0.132	0.36%
Na 330.237†	290.0	8.164	mg/L	0.5218	40.82	mg/L	2.609	6.39%
Ni 231.604†	2202.8	0.5276	mg/L	0.00454	2.638	mg/L	0.0227	0.86%
Pb 220.353†	8692.5	0.9671	mg/L	0.00484	4.835	mg/L	0.0242	0.50%
Sb 206.836†	33.2	0.01862	mg/L	0.002385	0.09312	mg/L	0.011927	12.81%
Se 196.026†	1216.9	0.8070	mg/L	0.00378	4.035	mg/L	0.0189	0.47%
Si 288.158†	825.7	0.4285	mg/L	0.00712	2.143	mg/L	0.0356	1.66%
Sn 189.927†	-59.1	-0.00695	mg/L	0.000889	-0.03477	mg/L	0.004445	12.78%
Sr 421.552†	331945.9	0.5070	mg/L	0.00165	2.535	mg/L	0.0083	0.33%
Ti 334.903†	89420.1	3.276	mg/L	0.0099	16.38	mg/L	0.049	0.30%
Tl 190.801†	853.7	0.7607	mg/L	0.00506	3.803	mg/L	0.0253	0.67%
V 292.402†	102723.4	0.4244	mg/L	0.00157	2.122	mg/L	0.0079	0.37%
Zn 206.200†	5155.9	1.563	mg/L	0.0113	7.815	mg/L	0.0566	0.72%

Sequence No.: 12
Sample ID: IH29 MB2SPK PHN
Analyst: ALA
Initial Sample Wt:
Dilution: 1X

Autosampler Location: 70
Date Collected: 7/28/2005 4:47:40 PM
Data Type: Original
Initial Sample Vol:
Sample Prep Vol:

Nebulizer Parameters: IH29 MB2SPK PHN

Analyte	Back Pressure	Flow
All	175.0 kPa	0.50 L/min

Mean Data: IH29 MB2SPK PHN

Analyte	Mean Corrected Intensity	Calib Conc.	Calib Units	Calib Std.Dev.	Sample Conc.	Sample Units	Sample Std.Dev.	RSD
ScA 357.253	1588013.0	111.7	%	0.70				0.62%
ScR 361.383	163472.1	111.7	%	0.31				0.28%
Ag 328.068†	92420.1	0.3085	mg/L	0.00193	0.3085	mg/L	0.00193	0.62%
Al 308.215†	3890.2	2.228	mg/L	0.0034	2.228	mg/L	0.0034	0.15%
As 188.979†	1349.3	1.267	mg/L	0.0094	1.267	mg/L	0.0094	0.74%
B 249.677†	-15.8	-0.00220	mg/L	0.001219	-0.00220	mg/L	0.001219	55.52%
Ba 233.527†	126264.5	20.54	mg/L	0.032	20.54	mg/L	0.032	0.16%
Be 313.042†	251417.7	0.3261	mg/L	0.00112	0.3261	mg/L	0.00112	0.34%
Ca 317.933†	329449.9	16.48	mg/L	0.045	16.48	mg/L	0.045	0.28%
Cd 228.802†	12127.9	0.3304	mg/L	0.00136	0.3304	mg/L	0.00136	0.41%
Co 228.616†	11969.3	0.3338	mg/L	0.00061	0.3338	mg/L	0.00061	0.18%
Cr 267.716†	3303.3	0.3347	mg/L	0.00140	0.3347	mg/L	0.00140	0.42%
Cu 324.752†	85200.9	0.3571	mg/L	0.00217	0.3571	mg/L	0.00217	0.61%
Fe 273.955†	18588.0	12.62	mg/L	0.016	12.62	mg/L	0.016	0.12%
K 766.490†	7082.1	6.320	mg/L	0.0234	6.320	mg/L	0.0234	0.37%
Mg 279.077†	14815.9	8.498	mg/L	0.0218	8.498	mg/L	0.0218	0.26%
Mn 257.610†	16890.1	0.3575	mg/L	0.00051	0.3575	mg/L	0.00051	0.14%
Mo 202.031†	18.7	0.00138	mg/L	0.000155	0.00138	mg/L	0.000155	11.22%
Na 589.592†	43857.8	6.741	mg/L	0.0119	6.741	mg/L	0.0119	0.18%
Na 330.237†	300.0	7.960	mg/L	0.0095	7.960	mg/L	0.0095	0.12%
Ni 231.604†	1870.2	0.4486	mg/L	0.00094	0.4486	mg/L	0.00094	0.21%
Pb 220.353†	11375.3	1.251	mg/L	0.0125	1.251	mg/L	0.0125	1.00%
Sb 206.836†	1621.3	1.161	mg/L	0.0011	1.161	mg/L	0.0011	0.09%
Se 196.026†	1882.9	1.227	mg/L	0.0078	1.227	mg/L	0.0078	0.63%
Si 288.158†	125.1	0.06548	mg/L	0.003879	0.06548	mg/L	0.003879	5.92%
Sn 189.927†	366.7	0.08392	mg/L	0.001587	0.08392	mg/L	0.001587	1.89%
Sr 421.552†	526956.6	0.8049	mg/L	0.00058	0.8049	mg/L	0.00058	0.07%
Ti 334.903†	1573.2	0.05757	mg/L	0.000494	0.05757	mg/L	0.000494	0.86%
Tl 190.801†	1492.5	1.309	mg/L	0.0099	1.309	mg/L	0.0099	0.76%
V 292.402†	118158.5	0.4886	mg/L	0.00237	0.4886	mg/L	0.00237	0.49%
Zn 206.200†	4443.5	1.348	mg/L	0.0049	1.348	mg/L	0.0049	0.36%

Sequence No.: 13
Sample ID: CV5
Analyst: ALA
Initial Sample Wt:
Dilution: 1X

Autosampler Location: 7
Date Collected: 7/28/2005 4:54:07 PM
Data Type: Original
Initial Sample Vol:
Sample Prep Vol:

Nebulizer Parameters: CV

Analyte	Back Pressure	Flow
All	175.0 kPa	0.50 L/min

Mean Data: CV

Analyte	Mean Corrected Intensity	Calib Conc.	Calib Units	Std.Dev.	Sample Conc.	Sample Units	Std.Dev.	RSD
ScA 357.253	1471359.4	103.5	%	0.38				0.37%
ScR 361.383	151363.0	103.4	%	0.35				0.34%
Ag 328.068†	291084.5	0.9693	mg/L	0.00149	0.9693	mg/L	0.00149	0.15%
Al 308.215†	3375.4	1.906	mg/L	0.0179	1.906	mg/L	0.0179	0.94%
As 188.979†	2122.0	1.993	mg/L	0.0116	1.993	mg/L	0.0116	0.58%
B 249.677†	5612.3	0.9433	mg/L	0.00561	0.9433	mg/L	0.00561	0.59%
Ba 233.527†	5943.1	0.9664	mg/L	0.00503	0.9664	mg/L	0.00503	0.52%
Be 313.042†	750138.6	0.9738	mg/L	0.00107	0.9738	mg/L	0.00107	0.11%
Ca 317.933†	38693.1	1.936	mg/L	0.0146	1.936	mg/L	0.0146	0.76%
Cd 228.802†	36925.7	1.011	mg/L	0.0014	1.011	mg/L	0.0014	0.14%
Co 228.616†	34068.5	0.9675	mg/L	0.00249	0.9675	mg/L	0.00249	0.26%
Cr 267.716†	9527.8	0.9692	mg/L	0.00473	0.9692	mg/L	0.00473	0.49%
Cu 324.752†	252981.0	1.057	mg/L	0.0015	1.057	mg/L	0.0015	0.14%
Fe 273.955†	2955.3	2.004	mg/L	0.0053	2.004	mg/L	0.0053	0.26%
K 766.490†	21992.5	19.63	mg/L	0.127	19.63	mg/L	0.127	0.65%
Mg 279.077†	3386.8	1.947	mg/L	0.0069	1.947	mg/L	0.0069	0.35%
Mn 257.610†	45098.0	0.9551	mg/L	0.00520	0.9551	mg/L	0.00520	0.54%
Mo 202.031†	11373.6	0.9258	mg/L	0.00317	0.9258	mg/L	0.00317	0.34%
Na 589.592†	315641.6	48.51	mg/L	0.071	48.51	mg/L	0.071	0.15%
Na 330.237†	1758.3	49.26	mg/L	0.440	49.26	mg/L	0.440	0.89%
Ni 231.604†	4049.2	0.9710	mg/L	0.01127	0.9710	mg/L	0.01127	1.16%
Pb 220.353†	17659.5	1.942	mg/L	0.0052	1.942	mg/L	0.0052	0.27%
Sb 206.836†	2706.8	1.942	mg/L	0.0052	1.942	mg/L	0.0052	0.27%
Se 196.026†	3041.2	1.979	mg/L	0.0117	1.979	mg/L	0.0117	0.59%
Si 288.158†	3762.1	1.951	mg/L	0.0132	1.951	mg/L	0.0132	0.67%
Sn 189.927†	4046.9	0.8886	mg/L	0.00087	0.8886	mg/L	0.00087	0.10%
Sr 421.552†	632050.4	0.9654	mg/L	0.00148	0.9654	mg/L	0.00148	0.15%
Ti 334.903†	25177.7	0.9212	mg/L	0.00044	0.9212	mg/L	0.00044	0.05%
Tl 190.801†	2188.7	1.919	mg/L	0.0023	1.919	mg/L	0.0023	0.12%
V 292.402†	239918.7	0.9946	mg/L	0.00141	0.9946	mg/L	0.00141	0.14%
Zn 206.200†	3283.2	0.9955	mg/L	0.00431	0.9955	mg/L	0.00431	0.43%

Sequence No.: 14
Sample ID: CB
Analyst: ALA
Initial Sample Wt:
Dilution: 1X

Autosampler Location: 1
Date Collected: 7/28/2005 4:59:33 PM
Data Type: Original
Initial Sample Vol:
Sample Prep Vol:

Nebulizer Parameters: CB

Analyte	Back Pressure	Flow
All	175.0 kPa	0.50 L/min

Mean Data: CB

Analyte	Mean Corrected Intensity	Calib Conc.	Calib Units	Calib Std.Dev.	Sample Conc.	Sample Units	Sample Std.Dev.	RSD
ScA 357.253	1487632.5	104.7	%	0.62				0.59%
ScR 361.383	151615.1	103.6	%	0.64				0.61%
Ag 328.068†	-19.8	-0.00007	mg/L	0.000093	-0.00007	mg/L	0.000093	142.52%
Al 308.215†	7.2	0.00415	mg/L	0.009204	0.00415	mg/L	0.009204	221.87%
As 188.979†	0.9	0.00088	mg/L	0.002079	0.00088	mg/L	0.002079	235.45%
B 249.677†	7.1	0.00119	mg/L	0.001858	0.00119	mg/L	0.001858	155.66%
Ba 233.527†	-1.0	-0.00016	mg/L	0.000632	-0.00016	mg/L	0.000632	390.87%
Be 313.042†	-23.4	-0.00003	mg/L	0.000025	-0.00003	mg/L	0.000025	82.73%
Ca 317.933†	-80.1	-0.00401	mg/L	0.000840	-0.00401	mg/L	0.000840	20.94%
Cd 228.802†	-4.4	-0.00012	mg/L	0.000114	-0.00012	mg/L	0.000114	93.02%
Co 228.616†	-4.6	-0.00014	mg/L	0.000233	-0.00014	mg/L	0.000233	171.49%
Cr 267.716†	2.6	0.00027	mg/L	0.000209	0.00027	mg/L	0.000209	78.40%
Cu 324.752†	23.4	0.00010	mg/L	0.000146	0.00010	mg/L	0.000146	149.97%
Fe 273.955†	8.2	0.00554	mg/L	0.004645	0.00554	mg/L	0.004645	83.87%
K 766.490†	12.5	0.01119	mg/L	0.015759	0.01119	mg/L	0.015759	140.78%
Mg 279.077†	11.2	0.00643	mg/L	0.002696	0.00643	mg/L	0.002696	41.94%
Mn 257.610†	-19.6	-0.00042	mg/L	0.000189	-0.00042	mg/L	0.000189	45.52%
Mo 202.031†	0.9	0.00007	mg/L	0.000046	0.00007	mg/L	0.000046	66.60%
Na 589.592†	108.3	0.01664	mg/L	0.003436	0.01664	mg/L	0.003436	20.65%
Na 330.237†	4.0	0.1112	mg/L	0.38903	0.1112	mg/L	0.38903	349.96%
Ni 231.604†	2.3	0.00054	mg/L	0.000255	0.00054	mg/L	0.000255	47.25%
Pb 220.353†	-3.3	-0.00036	mg/L	0.000381	-0.00036	mg/L	0.000381	106.03%
Sb 206.836†	-1.1	-0.00077	mg/L	0.002294	-0.00077	mg/L	0.002294	296.68%
Se 196.026†	3.6	0.00231	mg/L	0.003306	0.00231	mg/L	0.003306	142.85%
Si 288.158†	-5.6	-0.00291	mg/L	0.004213	-0.00291	mg/L	0.004213	144.64%
Sn 189.927†	0.8	0.00017	mg/L	0.000573	0.00017	mg/L	0.000573	343.97%
Sr 421.552†	72.1	0.00011	mg/L	0.000047	0.00011	mg/L	0.000047	42.62%
Ti 334.903†	64.1	0.00235	mg/L	0.000967	0.00235	mg/L	0.000967	41.15%
Tl 190.801†	4.0	0.00352	mg/L	0.001480	0.00352	mg/L	0.001480	42.02%
V 292.402†	19.3	0.00008	mg/L	0.000152	0.00008	mg/L	0.000152	190.06%
Zn 206.200†	11.0	0.00335	mg/L	0.000268	0.00335	mg/L	0.000268	7.98%

END PKG

Mercury Analysis Log

Analyst: DM

Instrument: CETAC

Date: 7-22-05

Page: 1 of 6

ARI Sample ID	Prep Code	Dilution	QC Data (ppb)	Comments
STD 0.0	TWM	1X		
" 0.1				
" 0.5				
" 1.0				Hi %R X
" 2.0				
" 5.0				Low %R X
" 10.0				
STD 0.0				
" 0.1				
" 0.5				
" 1.0				
" 2.0				
" 5.0				
" 10.0				
ICV			10.02	Begin CLP %R=125 High X
ICV			7.67	%R=96 ✓
ICB			-0.05	✓
CCV1			5.01	%R=125 High X
ICV			7.62	%R=95 ✓
ICB			-0.06	✓
CCV1			4.33	%R=108 ✓
CCB1			-0.02	✓
CRA			0.07	✓
IH29 MB2	PHM		0.00	Reru M 7-25-05 ✓
" MB2SPK			2.45	%R=123 High X
" L				Prep - 20x DIL.
" M				" " "
CCV2			3.23	%R=81 ✓
CCB2			-0.01	END CLP NO DM 7-25-05 ✓
IH65 MB	LEM		-0.00	✓

Chemical/Reagent ID:

10% $SnCl_2$: MP784

14% NH_2OH/NaCl: MR766

Standard ID:

Standard: 2181-4

ICV/CCV: 38-2

Mercury Analysis Log

Analyst: DM
Instrument: CETAC

Date: 7.22.05
Page: 2 of 6

ARI Sample ID	Prep Code	Dilution	QC Data (ppb)	Comments
IH65 A	LEm	1X	0.34	
" ADUP			0.38	RPD = 11.1 ✓
" ASPK			1.50	%R=116 ✓
" B				
" C				
" D				
IH52 MB	TWm		0.00	✓
" MBSPK			1.75	%R=88 ✓
" A				
CCV			3.48	%R=87 ✓
CCB			-0.02	✓
IH52 B				
IH08 MB			0.00	✓
" MBSPK			2.37	%R=119 ✓
" A				
IH06 MB1			0.00	✓
" MB1SPK			1.76	%R=88 ✓
" A				
IH07 MB2			-0.00	✓
" MB2SPK			1.76	%R=88 ✓
" E				
CCV			3.92	%R=98 H: RSD ✓
CCB			-0.01	✓
IH07 F				
" G				
" H				
IH06 MB2	Dmm		0.00	✓
" MB2SPK			2.04	%R=102 ✓
" B				
IH07 MB1			-0.00	✓

Chemical/Reagent ID:
10% $SnCl_2$: MP784
14% NH_2OH/NaCl: MP766

Standard ID:
Standard: 2181-4
ICV/CCV: 38-2

Mercury Analysis Log

Analyst: DM

Instrument: CETAC

Date: 7.22.05

Page: 3 of 6

ARI Sample ID	Prep Code	Dilution	QC Data (ppb)	Comments
IH07 MBISPK	DMM	1X	2.06	%R=103 ✓
" A				
" B				
CCV	TWM		4.14	%R=104 ✓
CCB			-0.01	✓
IH07 C	DMM			
" D				
IH12 MB			0.00	DEL SEE RERUN # 7-25-05 ✓
" MBSPK			2.57	%R=129 ~~CAF~~ High X
" A				
IH66 MB	TWM		-0.00	✓
" MBSPK			2.58	%R=129 # 7-25-05 CAF High X
" A				
" B				
CCV			3.74	%R=94 ✓
CCB			-0.01	✓
TEST 1-1 LOT 45042				
" 1-2 " "				
" 2-1 " "				
" 2-2 " "				
IH29 MB2	PHM		0.01	✓
" MB2SPK			1.72	%R=86 ✓
" L				Prep. 20x DIL.
" M				" "
IH12 MB	DMM		0.00	✓
" MBSPK			1.80	%R=90 ✓
CCV	TWM		3.42	%R=86 ✓
CCB			-0.01	END CLP ✓
IH12 A	DMM			
IH66 MBS	TWM		-0.00	DEL # 7-25-05

DM 7-22-05

Chemical/Reagent ID:

10% $SnCl_2$: MP784

14% NH_2OH/NaCl: MP766

Standard ID:

Standard: 2181-4

ICV/CCV: 38-2

ANALYTICAL RESOURCES INCORPORATED

Metals Data Review Checklist

Method: ICP ICP-MS GFA (CVA) **Analysis Date:** 07-22-05

	Analyst 7-22 DM	Peer 7-25	Comment
Logbook:			
Analyst, Date, Method info	✓	✓	
Sample ID's	✓	✓	
Standard/QC solution ID's recorded	✓	✓	
Prep codes	✓	✓	
Dilution factors	✓	✓	
Crossouts/Corrections/Deletions	✓	✓	
Calibration:			
Blank & Standard intensities	✓	✓	
Standard deviations	✓	✓	
Curve fit	✓	✓	
Calibration Verification:			
ICV/CCV	✓	✓	See Run Log
ICB/CCB	✓	✓	
Samples:			
RSD's & SD's	✓	✓	See Run Log
Internal Standards	—	—	
Carry-over	—	—	
Method QC:			
CRI/CRA	✓	✓	
ICSA/ICSAB	—	—	
Post Spikes/Serial Dilutions	—	—	
Analytic Spikes	—	—	
Matrix QC:			
SRM/LCS	✓	✓	
Matrix Spikes	✓	✓	See Run Log
Matrix Duplicates	✓	✓	
Method Blanks	✓	✓	
Data Distribution:			
Requested elements/isotope identified	✓	✓	
Correct samples identified for distribution	✓	✓	
Raw data match distributed data	✓	✓	
Data filename correct	✓	✓	
Necessary Analysts Notes and CAF's		✓	

Std Tube 6

23,861 uAbs 7-22-05
DM

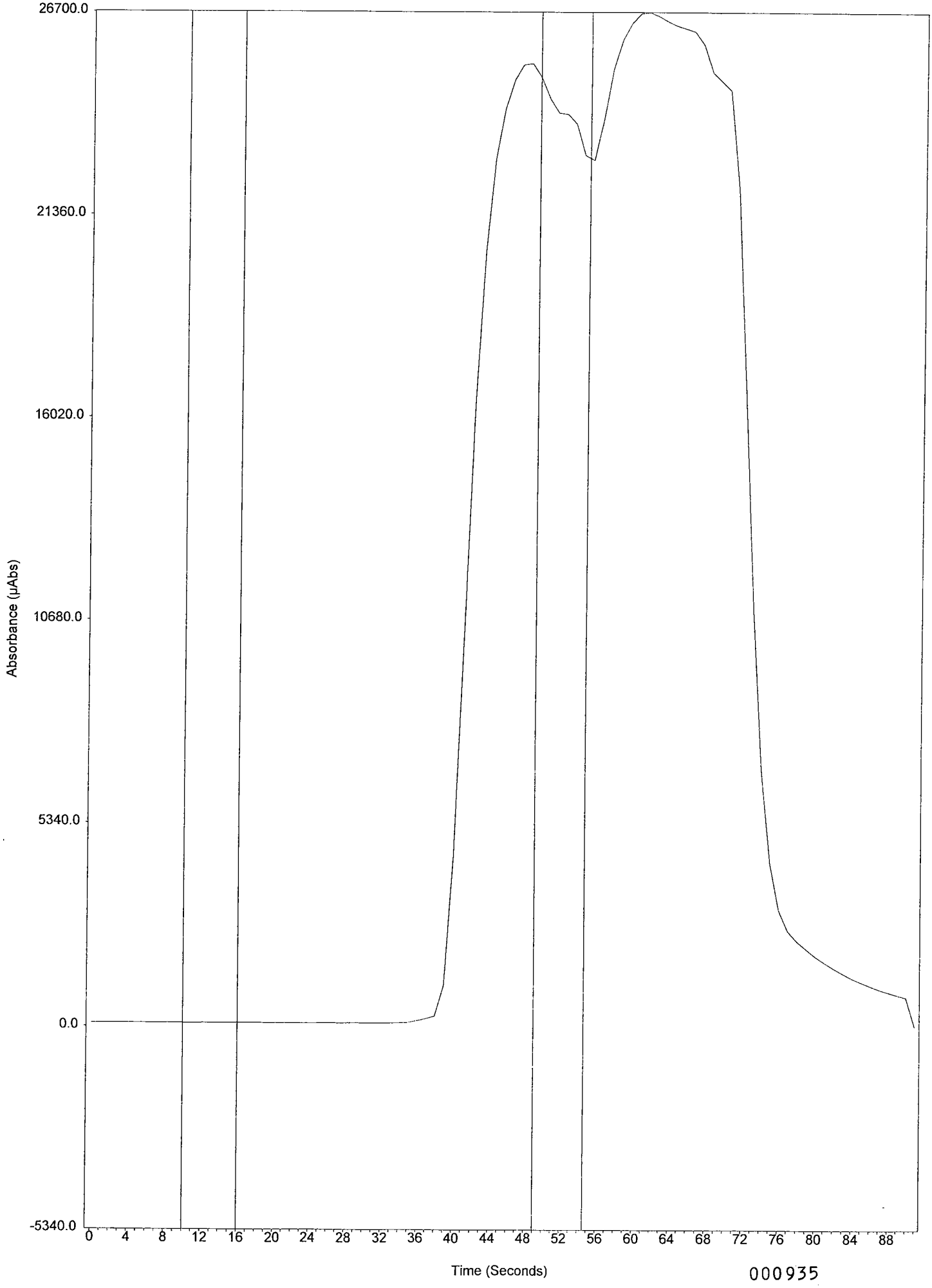

CETAC Hg Analysis Report - 05072200.DB - Friday, July 22, 2005, 3:17:45 PM

Analyst
Date Started Friday, July 22, 2005, 10:50:07
Worksheet ARI 10ppb CALIB
Comment

Sample ID	Analysis Time	Conc (PPB)	%RSD	Avg. µAbs	Dilution	Flags
Calibration Zero	22-Jul-2005, 10:50	0.00	868.00	-0.34	1.00	
Standard #1	22-Jul-2005, 10:51	0.10	2.52	213.00	1.00	
Standard #2	22-Jul-2005, 10:53	0.50	2.22	780.00	1.00	
Standard #3	22-Jul-2005, 10:54	1.00	2.48	1770.00	1.00	
Standard #4	22-Jul-2005, 10:56	2.00	0.52	4070.00	1.00	
Standard #5	22-Jul-2005, 10:58	5.00	0.83	10900.00	1.00	
Standard #6	22-Jul-2005, 10:59	10.00	0.65	21500.00	1.00	

Calibration Data

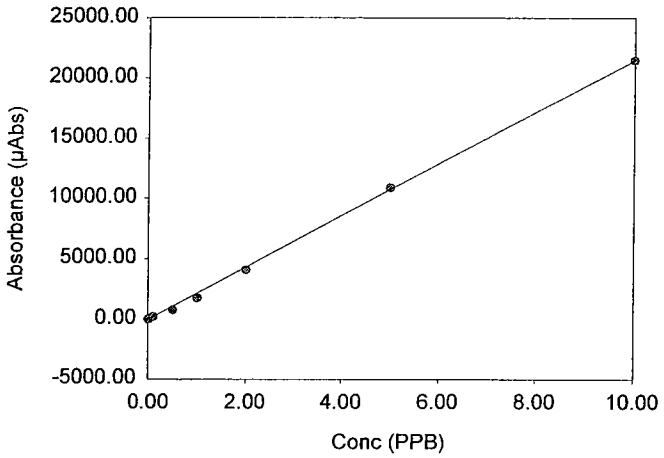

Int.	0.000
Slope	2147.368
Correlation	0.99959

Sample ID	Analysis Time	Conc (PPB)	%RSD	Avg. µAbs	Dilution	Flags
ICV	22-Jul-2005, 11:03	10.00	0.56	21500.00	1.00	O - H: %R
ICV	22-Jul-2005, 11:11	7.67	3.53	16500.00	1.00	
ICB	22-Jul-2005, 11:13	-0.05	1.62	-115.00	1.00	

Begin CLP

Sample ID	Analysis Time	Conc (PPB)	%RSD	Avg. µAbs	Dilution	Flags
QC Standard	22-Jul-2005, 11:14	5.01	0.57	10800.00	1.00	Q - H: %R

Sample ID	Analysis Time	Conc (PPB)	%RSD	Avg. µAbs	Dilution	Flags
ICV	22-Jul-2005, 11:16	7.62	1.33	16400.00	1.00	
ICB	22-Jul-2005, 11:18	-0.06	1.57	-131.00	1.00	

Sample ID	Analysis Time	Conc (PPB)	%RSD	Avg. µAbs	Dilution	Flags
QC Standard	22-Jul-2005, 11:20	4.33	1.13	9310.00	1.00	

Sample ID	Analysis Time	Conc (PPB)	%RSD	Avg. µAbs	Dilution	Flags
QC Blank	22-Jul-2005, 11:21	-0.02	5.33	-37.30	1.00	

Sample ID	Analysis Time	Conc (PPB)	%RSD	Avg. µAbs	Dilution	Flags
CRA	22-Jul-2005, 11:23	0.07	1.46	154.00	1.00	
IH29 MB2 PHM	22-Jul-2005, 11:24	0.00	23.40	7.09	1.00	
IH29 MB2SPK PHM	22-Jul-2005, 11:26	2.45	0.38	5260.00	1.00	- H: %R
IH29 L PHM	22-Jul-2005, 11:28	-0.01	8.40	-19.50	1.00	Prep 20x Dil.
IH29 M PHM	22-Jul-2005, 11:29	-0.00	34.50	-10.30	1.00	

Sample ID	Analysis Time	Conc (PPB)	%RSD	Avg. µAbs	Dilution	Flags
QC Standard	22-Jul-2005, 11:31	3.23	1.97	6930.00	1.00	

Sample ID	Analysis Time	Conc (PPB)	%RSD	Avg. µAbs	Dilution	Flags
QC Blank	22-Jul-2005, 11:33	-0.01	4.96	-30.40	1.00	

End CLP
NO DM 7-25-05

Sample ID	Analysis Time	Conc (PPB)	%RSD	Avg. µAbs	Dilution	Flags
IH65 MB LEM	22-Jul-2005, 11:34	-0.00	48.70	-4.07	1.00	
IH65 A LEM	22-Jul-2005, 11:36	0.34	0.20	730.00	1.00	
IH65 ADUP LEM	22-Jul-2005, 11:38	0.38	0.51	809.00	1.00	
IH65 ASPK LEM	22-Jul-2005, 11:39	1.50	1.17	3230.00	1.00	
IH65 B LEM	22-Jul-2005, 11:41	0.24	2.78	516.00	1.00	

Analyst
Date Started Friday, July 22, 2005, 11:42:53
Worksheet ARI 10ppb CALIB
Comment

Sample ID	Analysis Time	Conc (PPB)	%RSD	Avg. µAbs	Dilution	Flags
IH65 C LEM	22-Jul-2005, 11:42	0.05	2.57	104.00	1.00	
IH65 D LEM	22-Jul-2005, 11:44	0.12	4.04	249.00	1.00	
IH32 MB TWM	22-Jul-2005, 11:46	0.00	1070.00	0.25	1.00	
IH32 MBSPK TWM	22-Jul-2005, 11:47	1.75	0.79	3760.00	1.00	
IH32 A TWM	22-Jul-2005, 11:49	-0.01	11.10	-18.80	1.00	

Sample ID	Analysis Time	Conc (PPB)	%RSD	Avg. µAbs	Dilution	Flags
QC Standard	22-Jul-2005, 11:50	3.48	2.58	7480.00	1.00	

Sample ID	Analysis Time	Conc (PPB)	%RSD	Avg. µAbs	Dilution	Flags
QC Blank	22-Jul-2005, 11:52	-0.02	4.39	-34.90	1.00	

Sample ID	Analysis Time	Conc (PPB)	%RSD	Avg. µAbs	Dilution	Flags
IH32 B TWM	22-Jul-2005, 11:54	0.00	177.00	1.73	1.00	
IH08 MB TWM	22-Jul-2005, 11:55	0.00	63.10	4.88	1.00	
IH08 MBSPK TWM	22-Jul-2005, 11:57	2.37	0.37	5090.00	1.00	
IH08 A TWM	22-Jul-2005, 11:59	-0.00	65.00	-3.39	1.00	
IH06 MB1 TWM	22-Jul-2005, 12:00	0.00	36.30	9.69	1.00	
IH06 MB1SPK TWM	22-Jul-2005, 12:02	1.76	0.94	3790.00	1.00	
IH06 A TWM	22-Jul-2005, 12:03	0.09	2.32	187.00	1.00	
IH07 MB2 TWM	22-Jul-2005, 12:05	-0.00	74.90	-1.78	1.00	
IH07 MB2SPK TWM	22-Jul-2005, 12:07	1.76	1.83	3770.00	1.00	
IH07 E TWM	22-Jul-2005, 12:08	0.01	38.00	15.00	1.00	

Sample ID	Analysis Time	Conc (PPB)	%RSD	Avg. µAbs	Dilution	Flags
QC Standard	22-Jul-2005, 12:10	3.92	16.30	8420.00	1.00	Q

Sample ID	Analysis Time	Conc (PPB)	%RSD	Avg. µAbs	Dilution	Flags
QC Blank	22-Jul-2005, 12:12	-0.01	5.19	-24.90	1.00	

Sample ID	Analysis Time	Conc (PPB)	%RSD	Avg. µAbs	Dilution	Flags
IH07 F TWM	22-Jul-2005, 12:13	0.01	5.06	26.50	1.00	
IH07 G TWM	22-Jul-2005, 12:15	0.02	8.99	40.80	1.00	
IH07 H TWM	22-Jul-2005, 12:16	0.03	2.26	55.00	1.00	
IH06 MB2 DMM	22-Jul-2005, 12:18	0.00	33.30	6.33	1.00	
IH06 MB2SPK DMM	22-Jul-2005, 12:20	2.04	1.76	4370.00	1.00	
IH06 B DMM	22-Jul-2005, 12:21	-0.01	22.00	-18.90	1.00	
IH07 MB1 DMM	22-Jul-2005, 12:23	-0.00	33.70	-3.98	1.00	
IH07 MB1SPK DMM	22-Jul-2005, 12:25	2.06	1.61	4430.00	1.00	
IH07 A DMM	22-Jul-2005, 12:26	-0.01	13.20	-16.10	1.00	
IH07 B DMM	22-Jul-2005, 12:28	0.00	19.70	5.24	1.00	

Sample ID	Analysis Time	Conc (PPB)	%RSD	Avg. µAbs	Dilution	Flags
QC Standard	22-Jul-2005, 12:30	4.14	2.40	8890.00	1.00	

Sample ID	Analysis Time	Conc (PPB)	%RSD	Avg. µAbs	Dilution	Flags
QC Blank	22-Jul-2005, 12:31	-0.01	10.10	-28.20	1.00	

Sample ID	Analysis Time	Conc (PPB)	%RSD	Avg. µAbs	Dilution	Flags
IH07 C DMM	22-Jul-2005, 12:33	-0.00	85.10	-5.14	1.00	
IH07 D DMM	22-Jul-2005, 12:34	0.00	84.70	4.21	1.00	
IH12 MB DMM	22-Jul-2005, 12:36	0.00	58.60	3.63	1.00	
IH12 MBSPK DMM	22-Jul-2005, 12:38	2.57	0.44	5510.00	1.00	- H: %R
IH12 A DMM	22-Jul-2005, 12:39	-0.01	15.80	-17.00	1.00	
IH66 MB TWM	22-Jul-2005, 12:41	-0.00	111.00	-1.62	1.00	
IH66 MBSPK TWM	22-Jul-2005, 12:43	2.58	1.44	5540.00	1.00	- H: %R
IH66 A TWM	22-Jul-2005, 12:44	-0.01	7.06	-19.00	1.00	
IH66 B TWM	22-Jul-2005, 12:46	0.00	111.00	3.06	1.00	

Sample ID	Analysis Time	Conc (PPB)	%RSD	Avg. µAbs	Dilution	Flags
QC Standard	22-Jul-2005, 12:48	3.74	2.25	8030.00	1.00	

Sample ID	Analysis Time	Conc (PPB)	%RSD	Avg. µAbs	Dilution	Flags
QC Blank	22-Jul-2005, 12:50	-0.01	13.60	-17.70	1.00	

CETAC Hg Analysis Report - 05072200.DB - Friday, July 22, 2005, 3:17:46 PM

Analyst
Date Started Friday, July 22, 2005, 12:51:56
Worksheet ARI 10ppb CALIB
Comment

Sample ID	Analysis Time	Conc (PPB)	%RSD	Avg. µAbs	Dilution	Flags
TEST 1-1 LOT 45042	22-Jul-2005, 12:51	0.00	80.20	1.75	1.00	
TEST 1-2 LOT 45042	22-Jul-2005, 12:53	0.00	121.00	0.96	1.00	
TEST 2-1 LOT 45042	22-Jul-2005, 12:55	0.00	71.70	3.80	1.00	
TEST 2-2 LOT 45042	22-Jul-2005, 12:56	0.00	426.00	0.16	1.00	
IH29 MB2 PHM	22-Jul-2005, 12:58	0.01	5.26	14.60	1.00	
IH29 MB2SPK PHM	22-Jul-2005, 12:59	1.72	0.36	3690.00	1.00	
IH29 L PHM	22-Jul-2005, 13:01	-0.01	5.49	-19.00	1.00	Prep 20x DIL.
IH29 M PHM	22-Jul-2005, 13:03	-0.00	7.05	-2.46	1.00	
IH12 MB DMM	22-Jul-2005, 13:04	0.00	174.00	0.52	1.00	
IH12 MBSPK DMM	22-Jul-2005, 13:06	1.80	1.48	3870.00	1.00	

Sample ID	Analysis Time	Conc (PPB)	%RSD	Avg. µAbs	Dilution	Flags
QC Standard	22-Jul-2005, 13:08	3.42	2.97	7350.00	1.00	

Sample ID	Analysis Time	Conc (PPB)	%RSD	Avg. µAbs	Dilution	Flags
QC Blank	22-Jul-2005, 13:10	-0.01	12.90	-18.10	1.00	END CLP

Sample ID	Analysis Time	Conc (PPB)	%RSD	Avg. µAbs	Dilution	Flags
IH12 A DMM	22-Jul-2005, 13:11	0.00	73.50	1.69	1.00	
IH66 MB TWM	22-Jul-2005, 13:13	-0.00	570.00	0.22	1.00	
IH66 MBSPK TWM	22-Jul-2005, 13:15	2.52	0.28	5410.00	1.00	H: %R
IH66 A TWM	22-Jul-2005, 13:16	-0.01	11.40	-23.50	1.00	
IH66 B TWM	22-Jul-2005, 13:18	-0.00	70.00	-2.61	1.00	

Sample ID	Analysis Time	Conc (PPB)	%RSD	Avg. µAbs	Dilution	Flags
QC Standard	22-Jul-2005, 13:19	3.33	2.01	7160.00	1.00	

Sample ID	Analysis Time	Conc (PPB)	%RSD	Avg. µAbs	Dilution	Flags
QC Blank	22-Jul-2005, 13:21	-0.02	1.83	-34.30	1.00	

Sample ID	Analysis Time	Conc (PPB)	%RSD	Avg. µAbs	Dilution	Flags
Calibration Zero	22-Jul-2005, 13:27	0.00	62.40	-3.09	1.00	
Standard #1	22-Jul-2005, 13:28	0.10	1.23	253.00	1.00	
Standard #2	22-Jul-2005, 13:30	0.50	2.25	1180.00	1.00	
Standard #3	22-Jul-2005, 13:32	1.00	1.05	2470.00	1.00	
Standard #4	22-Jul-2005, 13:33	2.00	3.40	4900.00	1.00	
Standard #5	22-Jul-2005, 13:35	5.00	3.90	11700.00	1.00	
Standard #6	22-Jul-2005, 13:37	10.00	0.66	24000.00	1.00	

SMM

Calibration Data

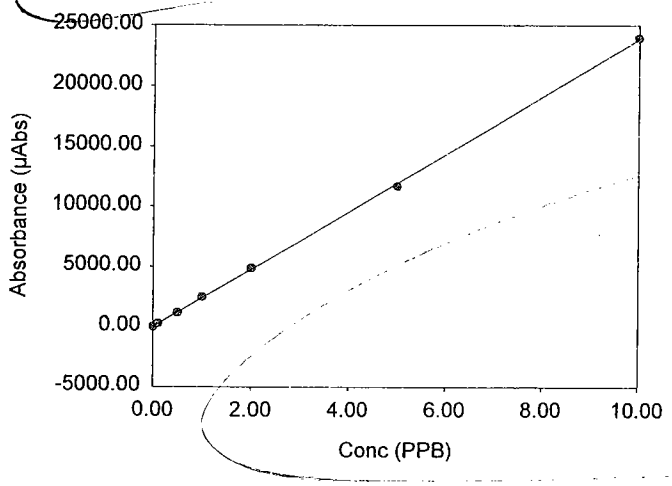

Int.	0.000
Slope	2387.714
Correlation	0.99990

8/15/05

Sample ID	Analysis Time	Conc (PPB)	%RSD	Avg. µAbs	Dilution	Flags
ICV	22-Jul-2005, 13:42	7.00	2.06	16700.00	1.00	
ICB	22-Jul-2005, 13:43	-0.04	3.04	-86.90	1.00	

Analyst	
Date Created:	Thursday, July 13, 2000
Worksheet	ARI 10ppb CALIB
Comment	
Sip Duration (Sec.):	30
Rinse Duration (Sec.):	60
Read Delay:	49
Integration Time/Replicate:	1.40
# of Replicates:	4
# of Repeats:	1
Baseline Correction Enabled:	True
Baseline Point 1 Start Time:	10
Baseline Point 1 End Time:	16
2-Point Baseline Corr. Enabled:	False
Baseline Point 2 Start Time:	
Baseline Point 2 End Time:	
Gas Flow (ml/min):	180
Calibration Algorithm:	Linear, Zero Intercept
Recalibration Frequency:	0
Reslope Frequency:	0
Reslope Standard:	5
Calibration Standard #1 Conc.:	0.10 PPB
Calibration Standard #2 Conc.:	0.50 PPB
Calibration Standard #3 Conc.:	1.00 PPB
Calibration Standard #4 Conc.:	2.00 PPB
Calibration Standard #5 Conc.:	5.00 PPB
Calibration Standard #6 Conc.:	10.00 PPB
QC Enabled:	True
QC-RSD Enabled:	True
Limit Condition & Error Action:	If %RSD > 5.0%, if µAbs. > 1500, Flag and Continue
QC-Std Enabled:	True
Limit Condition & Error Action:	If outside 80% .. 120%,Stop
QC-Blank Enabled:	True
Limit Condition & Error Action:	If outside -100 .. 100,Stop

Mercury Standard Prep Log

Prep Code: TWM Digested 20.0mL Instrument: CETAC

Analyst: DM Date: 7-19-05

Bath Temp: 95°C Start Time: 1320 End Time: 1520

Standard ID	Stock ID	Volume Added (mL)	Final Volume (mL)	Standard Conc. (µg/L)	Number Made
STD0	—	0.00	100.0	0.0	1
STD1	2181-4	0.01		0.1	1
STD2		0.05		0.5	1
STD3		0.10		1.0	1
STD4		0.20		2.0	1
STD5		0.50		5.0	1
STD6		1.00		10.0	1
CRA	↓	0.01	↓	0.1	1
ICB/CCB	—	0.00		0.0	1
ICV/LCS	38-2	0.16		8.0	1
CCV	↓	0.08	100.0	4.0	1

Chemical/Reagent ID:

HNO_3: I0918 H_2SO_4: I2248 HCl: —

5% $K_2S_2O_8$: MP758 5% $KMnO_4$: MP759

Prep Code: _____ Instrument: _____

Analyst: _____ Date: _____

Bath Temp: _____ Start Time: _____ End Time: _____

Standard ID	Stock ID	Volume Added (mL)	Final Volume (mL)	Standard Conc. (µg/L)	Number Made
STD0		0.00			
STD1					
STD2		0.05			
STD3		0.10			
STD4		0.20			
STD5		0.50			
STD6		1.00			
CRA					
ICB/CCB		0.00			
ICV/LCS					
CCV					

Chemical/Reagent ID:

001195

HNO_3: _____ H_2SO_4: _____ HCl: _____

5% $K_2S_2O_8$: _____ 5% $KMnO_4$: _____

000940

Mercury Digestion Log

Prep Code: PHM | LEM
Analyst: DM
Bath Temp: 95°C
Start Time: 1330
Matrix: wipe | water
Date: 7-21-05
End Time: 1530

ARI Sample ID	Sample Bottle #	BOD Bottle #	pH<2	Initial Weight (g) Volume (mL)	Final Volume (mL)	# $KMnO_4$ Aliquots	CL P	Comments
IH29 L	2	–	–	1.0	20.0	7/29 1	(Y)	
" M	1	–	–	1.0		1		– PHM
" MB2	–	–	–	20.0		1		
" MB2SPK	–	–	–			1	(Y)	
IH65 A	1	–	–			7/24 1	N	
" ADUP	1	–	–			1		
" ASPK	1	–	–			1		
" B	1	–	–			1		– LEM
" C	1	–	–			1		
" D	1	–	–			1		
" MB	–	–	–	20.0	20.0	1	N	
				7-21-05 DM				

Chemical/Reagent ID:

HNO_3: I0916
H_2SO_4: I2248
HCl: –
5% $K_2S_2O_8$: MP758
5% $KMnO_4$: MP759

Mercury Analysis Log

Analyst: DM

Instrument: CETAC

Date: 8.02.05

ARI Sample ID	Prep Code	Dilution	QC Data (ppb)	Comments
STD 0.0	Smm	1X		
" 0.1				
" 0.5				
" 1.0				
" 2.0				
" 5.0				H: %R x
" 10.0				
STD 0.0				
" 0.1				
" 0.5				
" 1.0				
" 2.0				
" 5.0				
" 10.0				
ICV			8.42	Begin CLP %R=105 ✓
ICB			-0.08	✓
CCV1			4.02	%R=101 ✓
CCB1			-0.04	✓
CRA			0.09	✓
IIORR MB3			-0.02	✓
" REF3		2X	4.67	4.62 mg/kg ✓
" A		1X	0.01	
" ADUP			0.03	No RPD: Undetected ✓
" A>PS			1.05	%R=105 ✓
" B				
" C				
" F				
" G				
CCV2			4.02	%R=101 ✓
CCB2			-0.04	✓

Chemical/Reagent ID:

10% $SnCl_2$: MP787

14% NH_2OH/NaCl: MP766

Standard ID:

Standard: 2183-6

ICV/CCV: 38.2

Mercury Analysis Log

Analyst: DM

Instrument: CETAC

Date: 8-02-05

Page: 2 of 4

ARI Sample ID	Prep Code	Dilution	QC Data (ppb)	Comments	
II01R H	Smm	1X			
" I					
" L					
II39R MB2			-0.02		✓
" REF2		2X	4.54	4.45 mg/kg	✓
" B		1X			
" D			0.30		
" DDUP			0.10	RPD = 100 High	X
" DSPK			1.20	%R = 90	✓
" F					
CCV3			4.16	%R = 104	✓
CCB3			-0.04		✓
II67 MB1			-0.03		✓
" MB1SPK			2.03	%R = 102	✓
" A			0.13		
" ADUP			0.17		✓
" ASPK			0.14	Not Spiked	X
CCV4			4.12	%R = 103	✓
CCB4			-0.04	END CLP	✓
II66 MB			-0.02		✓
" MBSPK			1.98	%R = 99	✓
" A					
II62 MB			-0.03		✓
" REF		2X	4.54	4.52 mg/kg	✓
" A		1X			
" B					
II68 MB			-0.02		✓
" MBSPK			2.04	%R = 102	✓
" B					
CCV			4.17	%R = 104	✓

Chemical/Reagent ID:

10% $SnCl_2$: MP787

14% NH_2OH/NaCl: MP766

Standard ID:

Standard: 2183-6

ICV/CCV: 38-2

Mercury Analysis Log

Analyst: DM

Instrument: CETAC

Date: 8-02-05

Page: 3 of 4

ARI Sample ID	Prep Code	Dilution	QC Data (ppb)	Comments	
CCB	SMM	1X	-0.03		√
II68 D					
" F					
CCV			4.06	%R=102	√
CCB			-0.03		√
IH29R MB3			-0.02		√
" REF3		2X	4.93	4.79 mg/kg	√
" A		1X	0.02		
" ADUP			0.05	No RPD: Undetected	√
" ASPK			1.03	%R=103	√
" B					
" C					
" D					
" E					
" F					
CCV			4.03	%R=101	√
CCB			-0.04		√
IH29R G					
" H					
" I					
" J					
II73 MB			-0.03		√
" MBSPK			1.89	%R=95	√
" B					
" D					
" F					
CCV			4.24	%R=106	√
CCB			-0.03		√
II39R D			0.33		
DDUP			0.10	RPD=105 High	X

Chemical/Reagent ID:

10% $SnCl_2$: MP787

14% $NH_2OH/NaCl$: MP766

Standard ID:

Standard: 2183-6

ICV/CCV: 38-2

ANALYTICAL RESOURCES INCORPORATED

Metals Data Review Checklist

Method: ICP ICP-MS GFA (CVA) **Analysis Date:** 8.02.05

	Analyst 8-2 DM	Peer BW 8.2	Comment
Logbook:			
Analyst, Date, Method info	✓	✓	
Sample ID's	✓	✓	
Standard/QC solution ID's recorded	✓	✓	
Prep codes	✓	✓	
Dilution factors	✓	✓	
Crossouts/Corrections/Deletions	✓	✓	
Calibration:			
Blank & Standard intensities	✓	✓	
Standard deviations	✓	✓	
Curve fit	✓	✓	
Calibration Verification:			
ICV/CCV	✓	✓	
ICB/CCB	✓	✓	
Samples:			
RSD's & SD's	✓	✓	
Internal Standards	—	—	
Carry-over	—	—	
Method QC:			
CRI/CRA	✓	✓	
ICSA/ICSAB	—	—	
Post Spikes/Serial Dilutions	—	—	
Analytic Spikes	—	—	
Matrix QC:			
SRM/LCS	✓	✓	
Matrix Spikes	✓	✓	II67 ASPK LOW %R
Matrix Duplicates	✓	✓	II39R DOUP HI RPD
Method Blanks	✓	✓	
Data Distribution:			
Requested elements/isotope identified	✓	✓	
Correct samples identified for distribution	✓	✓	
Raw data match distributed data	✓	✓	
Data filename correct	✓	✓	
Necessary Analysts Notes and CAF's	✓	✓	

Std Tube 6

12,114 uAbs 8-02-05 DM

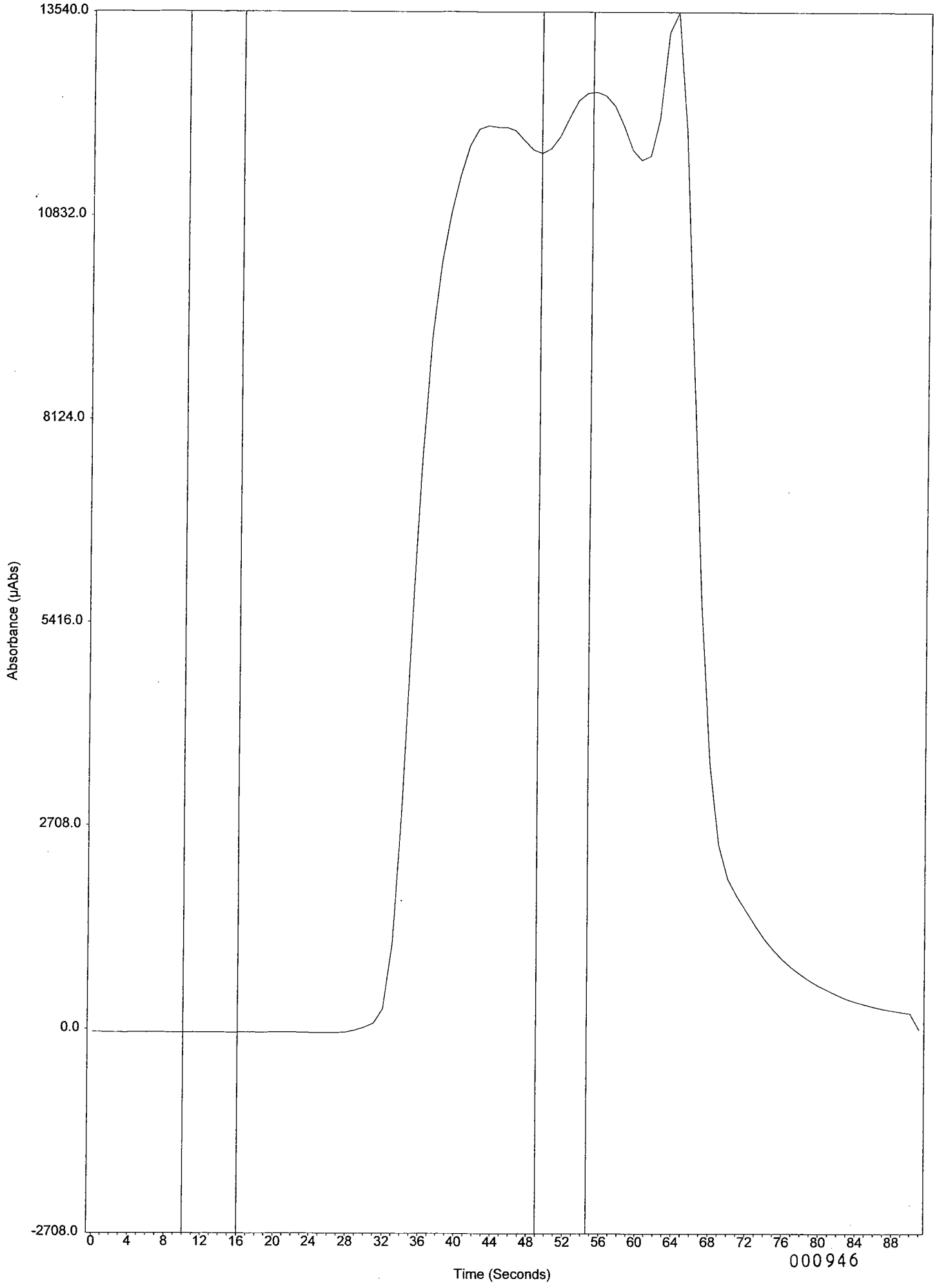

000946

CETAC Hg Analysis Report - 05080200.DB - Tuesday, August 02, 2005, 12:48:59 PM

Analyst
Date Started Tuesday, August 02, 2005, 09:40:21
Worksheet ARI 10ppb CALIB
Comment

Sample ID	Analysis Time	Conc (PPB)	%RSD	Avg. µAbs	Dilution	Flags
Std Tube 6	02-Aug-2005, 09:40	10.00	2.77	12100.00	1.00	

Information about this calibration could not be retrieved from the Master File.

Sample ID	Analysis Time	Conc (PPB)	%RSD	Avg. µAbs	Dilution	Flags
Calibration Zero	02-Aug-2005, 09:42	0.00	20.40	-11.30	1.00	
Standard #1	02-Aug-2005, 09:44	0.10	3.81	138.00	1.00	
Standard #2	02-Aug-2005, 09:46	0.50	0.53	596.00	1.00	
Standard #3	02-Aug-2005, 09:47	1.00	0.62	1220.00	1.00	
Standard #4	02-Aug-2005, 09:49	2.00	0.44	2380.00	1.00	
Standard #5	02-Aug-2005, 09:50	5.00	3.03	6120.00	1.00	- H: %R
Standard #6	02-Aug-2005, 09:52	10.00	2.41	11000.00	1.00	

Calibration Data

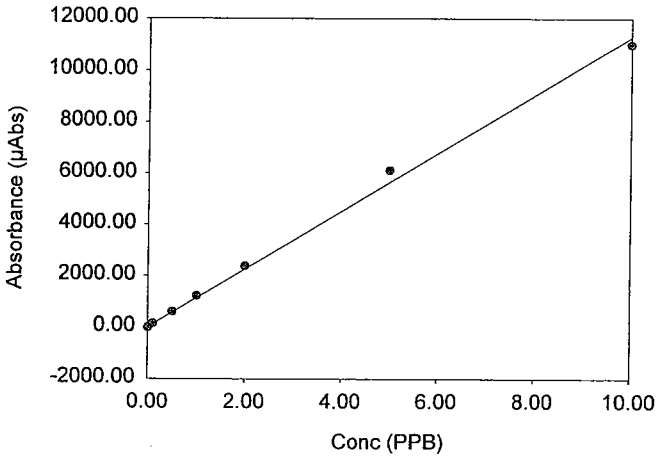

Int.	0.000
Slope	1128.228
Correlation	0.99836

CETAC Hg Analysis Report - 05080200.DB - Tuesday, August 02, 2005, 12:49:03 PM

Analyst
Date Started Tuesday, August 02, 2005, 09:57:45
Worksheet ARI 10ppb CALIB
Comment

Sample ID	Analysis Time	Conc (PPB)	%RSD	Avg. µAbs	Dilution	Flags
Calibration Zero	02-Aug-2005, 09:57	0.00	7.97	23.40	1.00	
Standard #1	02-Aug-2005, 09:59	0.10	3.11	117.00	1.00	
Standard #2	02-Aug-2005, 10:00	0.50	0.65	585.00	1.00	
Standard #3	02-Aug-2005, 10:02	1.00	1.53	1130.00	1.00	
Standard #4	02-Aug-2005, 10:04	2.00	0.18	2390.00	1.00	
Standard #5	02-Aug-2005, 10:05	5.00	2.30	6070.00	1.00	
Standard #6	02-Aug-2005, 10:07	10.00	1.82	11900.00	1.00	

Calibration Data

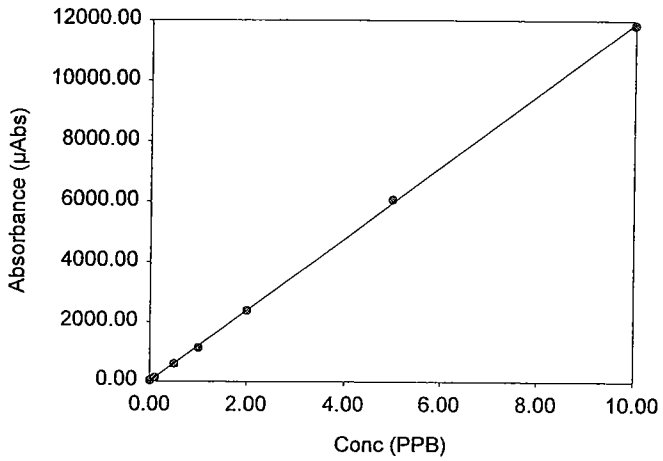

Int.	0.000
Slope	1190.674
Correlation	0.99991

Sample ID	Analysis Time	Conc (PPB)	%RSD	Avg. µAbs	Dilution	Flags
ICV	02-Aug-2005, 10:33	8.42	1.15	10000.00	1.00	
ICB	02-Aug-2005, 10:34	-0.08	6.40	-93.30	1.00	

Begin CLP

Sample ID	Analysis Time	Conc (PPB)	%RSD	Avg. µAbs	Dilution	Flags
QC Standard	02-Aug-2005, 10:36	4.02	3.40	4790.00	1.00	

Sample ID	Analysis Time	Conc (PPB)	%RSD	Avg. µAbs	Dilution	Flags
QC Blank	02-Aug-2005, 10:37	-0.04	8.01	-44.20	1.00	

Sample ID	Analysis Time	Conc (PPB)	%RSD	Avg. µAbs	Dilution	Flags
CRA	02-Aug-2005, 10:39	0.09	2.26	102.00	1.00	
II01R MB3 SMM	02-Aug-2005, 10:41	-0.02	9.76	-21.80	1.00	
II01R REF3 SMM	02-Aug-2005, 10:42	4.67	0.43	5560.00	2.00	
II01R A SMM	02-Aug-2005, 10:44	0.01	17.00	17.00	1.00	
II01R ADUP SMM	02-Aug-2005, 10:45	0.03	5.96	31.40	1.00	
II01R ASPK SMM	02-Aug-2005, 10:47	1.05	2.02	1250.00	1.00	
II01R B SMM	02-Aug-2005, 10:49	0.24	0.49	282.00	1.00	
II01R C SMM	02-Aug-2005, 10:51	0.03	6.53	32.10	1.00	
II01R F SMM	02-Aug-2005, 10:52	0.02	20.20	22.10	1.00	
II01R G SMM	02-Aug-2005, 10:54	0.16	1.72	191.00	1.00	

Sample ID	Analysis Time	Conc (PPB)	%RSD	Avg. µAbs	Dilution	Flags
QC Standard	02-Aug-2005, 10:56	4.02	2.88	4780.00	1.00	

Sample ID	Analysis Time	Conc (PPB)	%RSD	Avg. µAbs	Dilution	Flags
QC Blank	02-Aug-2005, 10:57	-0.04	2.97	-50.80	1.00	

Sample ID	Analysis Time	Conc (PPB)	%RSD	Avg. µAbs	Dilution	Flags
II01R H SMM	02-Aug-2005, 10:59	0.24	1.44	284.00	1.00	
II01R I SMM	02-Aug-2005, 11:01	0.14	1.34	162.00	1.00	
II01R L SMM	02-Aug-2005, 11:02	0.04	3.82	50.30	1.00	
II39R MB2 SMM	02-Aug-2005, 11:04	-0.02	6.77	-24.50	1.00	
II39R REF2 SMM	02-Aug-2005, 11:05	4.54	2.13	5410.00	2.00	
II39R B SMM	02-Aug-2005, 11:07	0.07	0.49	88.50	1.00	
II39R D SMM	02-Aug-2005, 11:09	0.30	1.25	354.00	1.00	
II39R DDUP SMM	02-Aug-2005, 11:10	0.10	3.21	120.00	1.00	- H; RPD
II39R DSPK SMM	02-Aug-2005, 11:12	1.20	0.44	1420.00	1.00	
II39R F SMM	02-Aug-2005, 11:14	0.02	6.93	26.20	1.00	

CETAC Hg Analysis Report - 05080200.DB - Tuesday, August 02, 2005, 12:49:04 PM

Analyst
Date Started Tuesday, August 02, 2005, 11:15:44
Worksheet ARI 10ppb CALIB
Comment

Sample ID	Analysis Time	Conc (PPB)	%RSD	Avg. µAbs	Dilution	Flags
QC Standard	02-Aug-2005, 11:15	4.16	1.00	4960.00	1.00	

Sample ID	Analysis Time	Conc (PPB)	%RSD	Avg. µAbs	Dilution	Flags
QC Blank	02-Aug-2005, 11:17	-0.04	6.46	-46.80	1.00	

Sample ID	Analysis Time	Conc (PPB)	%RSD	Avg. µAbs	Dilution	Flags
II67 MB1 SMM	02-Aug-2005, 11:19	-0.03	5.16	-31.40	1.00	
II67 MB1SPK SMM	02-Aug-2005, 11:20	2.03	1.26	2420.00	1.00	
II67 A SMM	02-Aug-2005, 11:22	0.13	5.92	158.00	1.00	
II67 ADUP SMM	02-Aug-2005, 11:23	0.17	1.61	197.00	1.00	
II67 ASPK SMM	02-Aug-2005, 11:25	0.14	4.99	164.00	1.00	- Low %R Not Spiked

Sample ID	Analysis Time	Conc (PPB)	%RSD	Avg. µAbs	Dilution	Flags
QC Standard	02-Aug-2005, 11:27	4.12	1.30	4900.00	1.00	

Sample ID	Analysis Time	Conc (PPB)	%RSD	Avg. µAbs	Dilution	Flags
QC Blank	02-Aug-2005, 11:28	-0.04	2.30	-47.70	1.00	END CLP

Sample ID	Analysis Time	Conc (PPB)	%RSD	Avg. µAbs	Dilution	Flags
II66 MB SMM	02-Aug-2005, 11:30	-0.02	2.02	-23.00	1.00	
II66 MBSPK SMM	02-Aug-2005, 11:32	1.98	1.77	2360.00	1.00	
II66 A SMM	02-Aug-2005, 11:33	0.02	3.19	25.70	1.00	
II62 MB SMM	02-Aug-2005, 11:35	-0.03	6.17	-30.10	1.00	
II62 REF SMM	02-Aug-2005, 11:36	4.54	0.69	5410.00	2.00	
II62 A SMM	02-Aug-2005, 11:38	-0.04	3.43	-44.00	1.00	
II62 B SMM	02-Aug-2005, 11:40	0.01	9.46	6.04	1.00	
II68 MB SMM	02-Aug-2005, 11:41	-0.02	10.30	-25.80	1.00	
II68 MBSPK SMM	02-Aug-2005, 11:43	2.04	1.97	2430.00	1.00	
II68 B SMM	02-Aug-2005, 11:45	0.01	16.60	15.50	1.00	

Sample ID	Analysis Time	Conc (PPB)	%RSD	Avg. µAbs	Dilution	Flags
QC Standard	02-Aug-2005, 11:46	4.17	0.97	4960.00	1.00	

Sample ID	Analysis Time	Conc (PPB)	%RSD	Avg. µAbs	Dilution	Flags
QC Blank	02-Aug-2005, 11:48	-0.03	11.50	-40.30	1.00	

Sample ID	Analysis Time	Conc (PPB)	%RSD	Avg. µAbs	Dilution	Flags
II68 D SMM	02-Aug-2005, 11:50	0.02	5.47	20.80	1.00	
II68 F SMM	02-Aug-2005, 11:51	0.10	3.09	115.00	1.00	

Sample ID	Analysis Time	Conc (PPB)	%RSD	Avg. µAbs	Dilution	Flags
QC Standard	02-Aug-2005, 11:53	4.06	0.99	4830.00	1.00	

Sample ID	Analysis Time	Conc (PPB)	%RSD	Avg. µAbs	Dilution	Flags
QC Blank	02-Aug-2005, 11:55	-0.03	2.15	-39.90	1.00	

Sample ID	Analysis Time	Conc (PPB)	%RSD	Avg. µAbs	Dilution	Flags
IH29R MB3 SMM	02-Aug-2005, 11:57	-0.02	12.00	-29.70	1.00	
IH29R REF3 SMM	02-Aug-2005, 11:58	4.93	2.96	5870.00	2.00	
IH29R A SMM	02-Aug-2005, 12:00	0.02	11.70	22.10	1.00	
IH29R ADUP SMM	02-Aug-2005, 12:01	0.05	1.82	64.90	1.00	
IH29R ASPK SMM	02-Aug-2005, 12:03	1.03	0.95	1230.00	1.00	
IH29R B SMM	02-Aug-2005, 12:05	0.04	4.56	43.40	1.00	
IH29R C SMM	02-Aug-2005, 12:06	0.07	2.55	82.40	1.00	
IH29R D SMM	02-Aug-2005, 12:08	0.27	0.46	322.00	1.00	
IH29R E SMM	02-Aug-2005, 12:09	0.06	2.49	75.80	1.00	
IH29R F SMM	02-Aug-2005, 12:11	0.07	4.61	79.70	1.00	

Sample ID	Analysis Time	Conc (PPB)	%RSD	Avg. µAbs	Dilution	Flags
QC Standard	02-Aug-2005, 12:13	4.03	0.47	4790.00	1.00	

CETAC Hg Analysis Report - 05080200.DB - Tuesday, August 02, 2005, 12:49:05 PM

Analyst
Date Started Tuesday, August 02, 2005, 12:15:09
Worksheet ARI 10ppb CALIB
Comment

Sample ID	Analysis Time	Conc (PPB)	%RSD	Avg. µAbs	Dilution	Flags
QC Blank	02-Aug-2005, 12:15	-0.04	3.17	-43.90	1.00	

Sample ID	Analysis Time	Conc (PPB)	%RSD	Avg. µAbs	Dilution	Flags
IH29R G SMM	02-Aug-2005, 12:16	0.10	1.60	114.00	1.00	
IH29R H SMM	02-Aug-2005, 12:18	0.03	4.56	34.50	1.00	
IH29R I SMM	02-Aug-2005, 12:20	0.03	7.07	35.00	1.00	
IH29R J SMM	02-Aug-2005, 12:21	0.06	2.08	69.90	1.00	
II73 MB SMM	02-Aug-2005, 12:23	-0.03	4.38	-34.10	1.00	
II73 MBSPK SMM	02-Aug-2005, 12:25	1.89	1.27	2250.00	1.00	
II73 B SMM	02-Aug-2005, 12:26	0.03	6.16	38.00	1.00	
II73 D SMM	02-Aug-2005, 12:28	0.04	4.68	51.40	1.00	
II73 F SMM	02-Aug-2005, 12:29	0.04	4.77	45.90	1.00	

Sample ID	Analysis Time	Conc (PPB)	%RSD	Avg. µAbs	Dilution	Flags
QC Standard	02-Aug-2005, 12:31	4.24	0.53	5040.00	1.00	

Sample ID	Analysis Time	Conc (PPB)	%RSD	Avg. µAbs	Dilution	Flags
QC Blank	02-Aug-2005, 12:33	-0.03	3.68	-39.00	1.00	

Sample ID	Analysis Time	Conc (PPB)	%RSD	Avg. µAbs	Dilution	Flags
II39R D SMM	02-Aug-2005, 12:35	0.33	0.52	396.00	1.00	
II39R DDUP SMM	02-Aug-2005, 12:37	0.10	1.17	118.00	1.00	- H: RPD
II39R DSPK SMM	02-Aug-2005, 12:38	1.22	2.23	1450.00	1.00	
II67 A SMM	02-Aug-2005, 12:40	0.12	4.40	144.00	1.00	
II67 ADUP SMM	02-Aug-2005, 12:41	0.17	0.57	197.00	1.00	
II67 ASPK SMM	02-Aug-2005, 12:43	0.14	0.61	172.00	1.00	- NOT Spiked Low %R

Sample ID	Analysis Time	Conc (PPB)	%RSD	Avg. µAbs	Dilution	Flags
QC Standard	02-Aug-2005, 12:45	4.05	0.24	4830.00	1.00	

Sample ID	Analysis Time	Conc (PPB)	%RSD	Avg. µAbs	Dilution	Flags
QC Blank	02-Aug-2005, 12:46	-0.03	2.94	-41.60	1.00	

8/8/05

Analyst	
Date Created:	Thursday, July 13, 2000
Worksheet	ARI 10ppb CALIB
Comment	
Sip Duration (Sec.):	30
Rinse Duration (Sec.):	60
Read Delay:	49
Integration Time/Replicate:	1.40
# of Replicates:	4
# of Repeats:	1
Baseline Correction Enabled:	True
Baseline Point 1 Start Time:	10
Baseline Point 1 End Time:	16
2-Point Baseline Corr. Enabled:	False
Baseline Point 2 Start Time:	
Baseline Point 2 End Time:	
Gas Flow (ml/min):	180
Calibration Algorithm:	Linear, Zero Intercept
Recalibration Frequency:	0
Reslope Frequency:	0
Reslope Standard:	5
Calibration Standard #1 Conc.:	0.10 PPB
Calibration Standard #2 Conc.:	0.50 PPB
Calibration Standard #3 Conc.:	1.00 PPB
Calibration Standard #4 Conc.:	2.00 PPB
Calibration Standard #5 Conc.:	5.00 PPB
Calibration Standard #6 Conc.:	10.00 PPB
QC Enabled:	True
QC-RSD Enabled:	True
Limit Condition & Error Action:	If %RSD > 5.0%, if µAbs. > 1500, Flag and Continue
QC-Std Enabled:	True
Limit Condition & Error Action:	If outside 80% .. 120%,Stop
QC-Blank Enabled:	True
Limit Condition & Error Action:	If outside -100 .. 100,Stop

Mercury Standard Prep Log

Prep Code: 5mm Instrument: Cetac

Analyst: LM Date: 8-01-05

Bath Temp: 95°C Start Time: 1215 End Time: 1245

Standard ID	Stock ID	Volume Added (mL)	Final Volume (mL)	Standard Conc. (µg/L)	Number Made
STD0	—	0.00	100.0	0.0	2
STD1	2183-6	0.01		0.1	
STD2		0.05		0.5	
STD3		0.10		1.0	
STD4		0.20		2.0	
STD5		0.50		5.0	
STD6		1.00		10.0	✓
CRA	↓	0.01		0.1	✓ 1
ICB/CCB	—	0.00		0.0	2
ICV/LCS	38-2	0.16		8.0	
CCV	↓	0.08	↓	4.0	↓

LM 8-1

Chemical/Reagent ID:

HNO_3: I091B H_2SO_4: I224B HCl: —

5% $K_2S_2O_8$: MP779 5% $KMnO_4$: MP780

Prep Code: _____ Instrument: _____

Analyst: _____ Date: _____

Bath Temp: _____ Start Time: _____ End Time: _____

Standard ID	Stock ID	Volume Added (mL)	Final Volume (mL)	Standard Conc. (µg/L)	Number Made
STD0		0.00			
STD1					
STD2		0.05			
STD3		0.10			
STD4		0.20			
STD5		0.50			
STD6		1.00			
CRA					
ICB/CCB		0.00			
ICV/LCS					
CCV					

Chemical/Reagent ID:

HNO_3: _____ H_2SO_4: _____ HCl: _____

5% $K_2S_2O_8$: _____ 5% $KMnO_4$: _____

Mercury Digestion Log

Prep Code: Smm
Analyst: LM
Bath Temp: 95°C
Start Time: 0920
Matrix: Sediment
Date: 8-02-05
End Time: 0950

ARI Sample ID	Sample Bottle #	BOD Bottle #	pH<2	Initial Weight (g) Volume (mL)	Final Volume (mL)	# $KMnO_4$ Aliquots	CL P	Comments
IH29R A	2	L21		0.210	100.0	1 7-29	Y	
ADUP		F11		0.205				
ASPK		P1		0.212				
B		F20		0.214				
C		I13	LM 8-1	0.210				
D		I1		0.205				
E		Q1		0.200				
F		F12		0.217				
G		F16		0.236				
H		T7		0.207				
I		L3		0.200				
J	↓	F6		0.221				
MB3	—	Z10		—				
REF3	D044	V5		0.206	↓	↓	↓	

LM 8-2

Chemical/Reagent ID:

HNO_3: I091B
H_2SO_4: I2248
HCl: —
5% $K_2S_2O_8$: MP779
5% $KMnO_4$: MP780

Metals Analysis
Prep Logs

prepared
for

ANCHOR ENVIRONMENTAL

KC FORMER SCOTT MILL , 00010501/T2

ARI JOB NO. IH29

prepared
by

Analytical Resources, Inc.

SPIKING LOG

Analyst: DM

Date: 7-20-05

Final Volume: 50 mL

Final Volume (Hg): _____ mL

Sample ID: IH29 MBZSPK

All concentrations in mg/L

All corrections made by analyst unless otherwise noted.

Prepcode:		PHN		
Spike Solution		ICP Routine	ICP Minus GFA	GFA
Standard No.		2170-1		
Vol Added (mL)		0.5		
STOCK CONCENTRATION	Element			
	Ag	50 ✓		2.0
	Al	200	200	
	As	200 ✓		10
	Ba	200	200	
	Be	50	50	
	Ca	1000	1000	
	Cd	50 ✓		2.0
	Co	50	50	
	Cr	50	50	
	Cu	50 ✓	50	
	Fe	200	200	
	K	1000	1000	
	Mg	1000	1000	
	Mn	50	50	
	Na	1000	1000	
	Ni	50 ✓	50	
	Pb	200 ✓		10
	Se	200		10
	Sr	50	50	
	Tl	200		10
	V	50	50	
	Zn	50 ✓	50	

Element	ICP-MS #1	ICP-MS #2	ICP-MS Minerals
Ag	25		
Al			500
As	25		
Ba	25		
Be	25		
Ca			500
Cd	25		
Co	25		
Cr	25		
Cu	25		
Fe			500
K			500
Mg			500
Mn	25		
Mo		25	
Na			500
Ni	25		
Pb	25		
Sb		25	
Se	80		
Th	25		
U	25		
V	25		
Zn	80		

Element	Prepcode	Analysis	Stock Conc mg/L	Stock Added mL	Std. No.
Hg		CVA	1.0		
Hg MBSPK		CVA	1.0		
Sb	PHN	ICP	2000	0.05	2167-1
Sb		GFA	100		
B		ICP	500		
Mo		ICP	500		
Si		ICP	10000		
Sn		ICP	500		
Ti		ICP	2000		

Additional Spikes:

Element	Prepcode.	Analysis	Stock Conc mg/L	Stock Added mL	Std. No.

000955

SPIKING LOG

Analyst: DM **Final Volume:** _____ mL **Sample ID:** IH29 MB2SPK

Date: 7-21-05 **Final Volume (Hg):** 20 mL

All concentrations in mg/L

	Prepcode:			
	Spike Solution	ICP Routine	ICP Minus GFA	GFA
	Standard No.			
	Vol Added (mL)			
STOCK CONCENTRATION	Element			
	Ag	50		2.0
	Al	200	200	
	As	200		10
	Ba	200	200	
	Be	50	50	
	Ca	1000	1000	
	Cd	50		2.0
	Co	50	50	
	Cr	50	50	
	Cu	50	50	
	Fe	200	200	
	K	1000	1000	
	Mg	1000	1000	
	Mn	50	50	
	Na	1000	1000	
	Ni	50	50	
	Pb	200		10
	Se	200		10
	Sr	50	50	
	Tl	200		10
	V	50	50	
	Zn	50	50	

Element	ICP-MS #1	ICP-MS #2	ICP-MS Minerals
Ag	25		
Al			500
As	25		
Ba	25		
Be	25		
Ca			500
Cd	25		
Co	25		
Cr	25		
Cu	25		
Fe			500
K			500
Mg			500
Mn	25		
Mo		25	
Na			500
Ni	25		
Pb	25		
Sb		25	
Se	80		
Th	25		
U	25		
V	25		
Zn	80		

All corrections made by analyst unless otherwise noted.

Element	Prepcode	Analysis	Stock Conc mg/L	Stock Added mL	Std. No.
Hg		CVA	1.0		
Hg MBSPK	PHM	CVA	1.0	0.04	2128-9
Sb		ICP	2000		
Sb		GFA	100		
B		ICP	500		
Mo		ICP	500		
Si		ICP	10000		
Sn		ICP	500		
Ti		ICP	2000		

Additional Spikes:

Element	Prepcode.	Analysis	Stock Conc mg/L	Stock Added mL	Std. No.

000956

SPIKING LOG

Analyst: LM **Final Volume:** 50 mL **Sample ID:** IH29 ASPK

Date: 7-25-05 **Final Volume (Hg):** 100 mL

All concentrations in mg/L

Prepcode:		SWC			
Spike Solution		ICP Routine	ICP Minus GFA	GFA	
Standard No.		Z120-1			
Vol Added (mL)		1.0			
	Element				
STOCK CONCENTRATION	Ag	50 ✓		2.0	
	Al	200	200		
	As	200 ✓		10	
	Ba	200	200		
	Be	50	50		
	Ca	1000	1000		
	Cd	50 ✓		2.0	
	Co	50	50		
	Cr	50	50		
	Cu	50 ✓	50		
	Fe	200	200		
	K	1000	1000		
	Mg	1000	1000		
	Mn	50	50		
	Na	1000	1000		
	Ni	50 ✓	50		
	Pb	200 ✓		10	
	Se	200		10	
	Sr	50	50		
	Tl	200		10	
	V	50	50		
	Zn	50 ✓	50		

Element	ICP-MS #1	ICP-MS #2	ICP-MS Minerals
Ag	25		
Al			500
As	25		
Ba	25		
Be	25		
Ca			500
Cd	25		
Co	25		
Cr	25		
Cu	25		
Fe			500
K			500
Mg			500
Mn	25		
Mo		25	
Na			500
Ni	25		
Pb	25		
Sb		25	
Se	80		
Th	25		
U	25		
V	25		
Zn	80		

All corrections made by analyst unless otherwise noted.

Element	Prepcode	Analysis	Stock Conc mg/L	Stock Added mL	Std. No.
Hg	SWM	CVA	1.0	0.1	Z128-9
Hg MBSPK		CVA	1.0		
Sb	SWC	ICP	2000	0.1	Z167-1
Sb		GFA	100		
B		ICP	500		
Mo		ICP	500		
Si		ICP	10000		
Sn		ICP	500		
Ti		ICP	2000		

Additional Spikes:

Element	Prepcode.	Analysis	Stock Conc mg/L	Stock Added mL	Std. No.

000957

Total Solids

Oven in:
Analyst: Lm Date: 7-25-05 Time: IH28 1550 / IH29 1645 Temp: 102°C

Oven out:
Analyst: Lm Date: 7-26-05 Time: 1030 Temp: 102°C

ARI Sample ID		Tare Weight (g)	Tare + Sample Wet (g)	Tare + Sample Dry (g)	Comments
IH28	A	1.004	10.811	4.746	
	B	1.025	10.030	5.577	
	C	1.051	10.100	7.237	
	D	1.047	10.353	7.185	
	E	0.976	10.591	7.[illegible] 594 (LM 7-26)	
	F	0.983	10.439	9.087	
	G	1.046	10.583	8.282	
	H	1.039	10.134	8.592	
	I	1.010	10.306	4.873	
	J	1.007	10.059	6.818	
	K	1.022	10.019	7.134	
	L	0.995	10.093	6.734	
	M	0.997	10.670	6.140	
↓	N	1.046	10.233	5.580	
IH29	A	0.994	10.146	8.014	
	B	1.019	10.262	8.308	
	C	1.007	10.028	8.193	
	D	0.998	10.487	6.987	
	E	1.011	10.090	8.005	
	F	1.031	10.401	8.541	
	G	1.043	10.056	6.717	
	H	1.038	10.173	6.740	
	I	1.025	10.149	6.863	
↓	J	1.047	10.444	7.727	

Mercury Digestion Log

Prep Code: 5mm **Matrix:** Sediment

Analyst: LM **Date:** 7-26-05

Bath Temp: 95°C **Start Time:** 0930 **End Time:** 1000

ARI Sample ID	Sample Bottle #	BOD Bottle #	pH<2	Initial Weight (g) ~~Volume (mL)~~	Final Volume (mL)	# $KMnO_4$ Aliquots	CL P	Comments
IH29 A	2	F3		0.207	100.0	1 7-29	Y	
ADUP		L6		0.206				
ASPK		F19		0.208				
B		F22		0.200				
C		R2	LM	0.277				
D		F13	7-26	0.266				
E		X5		0.279				
F		D23		0.235				
G		Y3		0.229				
H		D3		0.217				
I		Y19		0.251				
↓	↓	V18		0.202				
MB1	—	L5		—				
↓ REF1	D044	D2		0.208	↓	↓	↓	

LM 7-26

Chemical/Reagent ID:

HNO_3: I091B **H_2SO_4:** I224B **HCl:** —

5% $K_2S_2O_8$: MP758 **5% $KMnO_4$:** MP780

Digestion Log

Analyst: lm Date: 7-26-05

Matrix: ~~Sediment~~ Sediment Block Temp: 93°C

ARI Sample ID	Btl #	pH<2	Prep Code: SWC Initial Wt (g) ~~Vol (mL)~~	Prep Code: SWC Final Vol (mL)	Prep Code: Initial Wt (g) Vol (mL)	Prep Code: Final Vol (mL)	Comments
IH29 A	2		1.009	50.0			
ADUP			1.008				
ASPK			1.004				
B			1.076				
C		lm 7-26	1.039				
D			1.051				
E			1.034				
F			1.087				
G			1.068				
H			1.043				
I			1.053				
J	↓		1.058				
MB1	—		—				
REF1	D044		1.000	↓			
				lm 7-26			

Chemical/Reagent ID:

HNO_3: MP783 / I091B HCl: I092B H_2O_2: I096B

SPIKING LOG

Analyst: LM **Final Volume:** _____ mL **Sample ID:** IH29R ASPK

Date: 8-02-05 **Final Volume (Hg):** 100 mL

All concentrations in mg/L

All corrections made by analyst unless otherwise noted.

	Prepcode:			
	Spike Solution	ICP Routine	ICP Minus GFA	GFA
	Standard No.			
	Vol Added (mL)			
	Element			
STOCK CONCENTRATION	Ag	50		2.0
	Al	200	200	
	As	200		10
	Ba	200	200	
	Be	50	50	
	Ca	1000	1000	
	Cd	50		2.0
	Co	50	50	
	Cr	50	50	
	Cu	50	50	
	Fe	200	200	
	K	1000	1000	
	Mg	1000	1000	
	Mn	50	50	
	Na	1000	1000	
	Ni	50	50	
	Pb	200		10
	Se	200		10
	Sr	50	50	
	Tl	200		10
	V	50	50	
	Zn	50	50	

Element	ICP-MS #1	ICP-MS #2	ICP-MS Minerals
Ag	25		
Al			500
As	25		
Ba	25		
Be	25		
Ca			500
Cd	25		
Co	25		
Cr	25		
Cu	25		
Fe			500
K			500
Mg			500
Mn	25		
Mo		25	
Na			500
Ni	25		
Pb	25		
Sb		25	
Se	80		
Th	25		
U	25		
V	25		
Zn	80		

Element	Prepcode	Analysis	Stock Conc mg/L	Stock Added mL	Std. No.
Hg	SnM	CVA	1.0	0.1	2128-9
Hg MBSPK		CVA	1.0		
Sb		ICP	2000		
Sb		GFA	100		
B		ICP	500		
Mo		ICP	500		
Si		ICP	10000		
Sn		ICP	500		
Ti		ICP	2000		

Additional Spikes:

Element	Prepcode.	Analysis	Stock Conc mg/L	Stock Added mL	Std. No.

196000

5033F

Rev. 13
6/24/03

Mercury Digestion Log

Prep Code: Smm
Analyst: LM
Bath Temp: 95°C
Start Time: 0920
Matrix: Sediment
Date: 8-02-05
End Time: 0950

ARI Sample ID	Sample Bottle #	BOD Bottle #	pH<2	Initial Weight (g) Volume (mL)	Final Volume (mL)	# $KMnO_4$ Aliquots	CL P	Comments
IH29R A	2	L21		0.210	100.0	1 7-29	Y	
ADUP		F11		0.205				
ASPK		P1		0.212				
B		F20		0.214				
C		I13	LM 8-1	0.210				
D		I1		0.205				
E		Q1		0.200				
F		F12		0.217				
G		F16		0.236				
H		T7		0.207				
I		L3		0.200				
J	↓	F6		0.221				
MB3	—	Z10		—				
REF3	D044	V5		0.206	↓	↓	↓	
			LM 8-2					

Chemical/Reagent ID:

HNO_3: I091B
H_2SO_4: I2248
HCl: —
5% $K_2S_2O_8$: MP779
5% $KMnO_4$: MP780

Digestion Log

Analyst: DM

Date: 7-20-05

Matrix: wipe

Block Temp: 92°C

ARI Sample ID	Btl #	pH<2	Prep Code: PHN Initial Wt (g) ~~Vol (mL)~~	Prep Code: PHN Final Vol (mL)	Prep Code: Initial Wt (g) Vol (mL)	Prep Code: Final Vol (mL)	Comments
IH29 L	2	—	0.490	50.0			4.652g
" M	1	—	0.493	↓			1.577g
" MB2	—	—	—	↓			
" MB2SPK	—	—	—	50.0			
				7-20-05 DM			

Chemical/Reagent ID:

HNO_3: I091B

HCl: —

H_2O_2: I096B

Mercury Digestion Log

Prep Code: PHM | LEM
Analyst: DM
Bath Temp: 95°C
Start Time: 1330
Matrix: wipe | water
Date: 7-21-05
End Time: 1530

ARI Sample ID	Sample Bottle #	BOD Bottle #	pH<2	Initial Weight (g) Volume (mL)	Final Volume (mL)	# $KMnO_4$ Aliquots	CL P	Comments
IH29 L	2	–	–	1.0	20.0	7/29 1	Y	
" M	1	–	–	1.0		1		– PHM
" MB2	–	–	–	20.0		1		
" MB2SPK	–	–	–			1	Y	
IH65 A	1	–	–			7/24 1	N	
" ADUP	1	–	–			1		
" ASPK	1	–	–			1		
" B	1	–	–			1		– LEM
" C	1	–	–			1		
" D	1	–	–			1		
" MB	–	–	–	20.0	20.0	1	N	
				7-21-05 DM				

Chemical/Reagent ID:

HNO_3: I0916
H_2SO_4: I2248
HCl: –
5% $K_2S_2O_8$: MP758
5% $KMnO_4$: MP759

General Chemistry Parameters
QC Summary Data

prepared
for

ANCHOR ENVIRONMENTAL

KC FORMER SCOTT MILL , 00010501/T2

ARI JOB NO. IH29

prepared
by

Analytical Resources, Inc.

METHOD BLANK RESULTS-CONVENTIONALS
IH29-Anchor Environmental

ANALYTICAL RESOURCES INCORPORATED

Matrix: Sediment
Data Release Authorized:
Reported: 07/26/05

Project: KC Former Scott Mill
Event: 00010501/T2
Date Sampled: NA
Date Received: NA

Analyte	Date	Units	Blank
Total Solids	07/18/05	Percent	< 0.01 U
Total Organic Carbon	07/22/05	Percent	< 0.020 U

LAB CONTROL RESULTS-CONVENTIONALS
IH29-Anchor Environmental

ANALYTICAL RESOURCES INCORPORATED

Matrix: Sediment
Data Release Authorized:
Reported: 07/26/05

Project: KC Former Scott Mill
Event: 00010501/T2
Date Sampled: NA
Date Received: NA

Analyte	Date	Units	LCS	Spike Added	Recovery
Total Organic Carbon	07/22/05	Percent	0.529	0.500	105.8%

STANDARD REFERENCE RESULTS-CONVENTIONALS
IH29-Anchor Environmental

ANALYTICAL RESOURCES INCORPORATED

Matrix: Sediment
Data Release Authorized:
Reported: 07/26/05

Project: KC Former Scott Mill
Event: 00010501/T2
Date Sampled: NA
Date Received: NA

Analyte/SRM ID	Date	Units	SRM	True Value	Recovery
Total Organic Carbon NIST #8704	07/22/05	Percent	3.28	3.35	97.9%

REPLICATE RESULTS-CONVENTIONALS
IH29-Anchor Environmental

ANALYTICAL RESOURCES INCORPORATED

Matrix: Sediment
Data Release Authorized:
Reported: 07/26/05

Project: KC Former Scott Mill
Event: 00010501/T2
Date Sampled: 07/15/05
Date Received: 07/18/05

Analyte	Date	Units	Sample	Replicate(s)	RPD/RSD
ARI ID: IH29A Client ID: AN-RI-SEDC-01A					
Total Solids	07/18/05	Percent	78.00	77.90	0.1%
Total Organic Carbon	07/22/05	Percent	1.20	1.25 1.04	9.4%

MS/MSD RESULTS-CONVENTIONALS
IH29-Anchor Environmental

ANALYTICAL RESOURCES INCORPORATED

Matrix: Sediment
Data Release Authorized:
Reported: 07/26/05

Project: KC Former Scott Mill
Event: 00010501/T2
Date Sampled: 07/15/05
Date Received: 07/18/05

Analyte	Date	Units	Sample	Spike	Spike Added	Recovery
ARI ID: IH29A Client ID: AN-RI-SEDC-01A						
Total Organic Carbon	07/22/05	Percent	1.20	4.40	3.21	99.8%

General Chemistry Analysis
Sample Data

prepared
for

ANCHOR ENVIRONMENTAL

KC FORMER SCOTT MILL , 00010501/T2

ARI JOB NO. IH29

prepared
by

Analytical Resources, Inc.

SAMPLE RESULTS-CONVENTIONALS
IH29-Anchor Environmental

ANALYTICAL RESOURCES INCORPORATED

Matrix: Sediment
Data Release Authorized:
Reported: 07/26/05

Project: KC Former Scott Mill
Event: 00010501/T2
Date Sampled: 07/15/05
Date Received: 07/18/05

Client ID: AN-RI-SEDC-01A
ARI ID: 05-11903 IH29A

Analyte	Date	Method	Units	RL	Sample
Total Solids	07/18/05 071805#2	EPA 160.3	Percent	0.01	78.00
Total Organic Carbon	07/22/05 072205#1	Plumb,1981	Percent	0.020	1.20

RL Analytical reporting limit
U Undetected at reported detection limit

SAMPLE RESULTS-CONVENTIONALS
IH29-Anchor Environmental

ANALYTICAL RESOURCES INCORPORATED

Matrix: Sediment
Data Release Authorized:
Reported: 07/26/05

Project: KC Former Scott Mill
Event: 00010501/T2
Date Sampled: 07/15/05
Date Received: 07/18/05

Client ID: AN-RI-SEDC-01B
ARI ID: 05-11904 IH29B

Analyte	Date	Method	Units	RL	Sample
Total Solids	07/18/05 071805#2	EPA 160.3	Percent	0.01	78.40
Total Organic Carbon	07/22/05 072205#1	Plumb,1981	Percent	0.020	0.532

RL Analytical reporting limit
U Undetected at reported detection limit

SAMPLE RESULTS-CONVENTIONALS
IH29-Anchor Environmental

ANALYTICAL RESOURCES INCORPORATED

Matrix: Sediment
Data Release Authorized: JE
Reported: 07/26/05

Project: KC Former Scott Mill
Event: 00010501/T2
Date Sampled: 07/15/05
Date Received: 07/18/05

Client ID: AN-RI-SEDC-01C
ARI ID: 05-11905 IH29C

Analyte	Date	Method	Units	RL	Sample
Total Solids	07/18/05 071805#2	EPA 160.3	Percent	0.01	80.10
Total Organic Carbon	07/22/05 072205#1	Plumb,1981	Percent	0.020	0.259

RL Analytical reporting limit
U Undetected at reported detection limit

SAMPLE RESULTS-CONVENTIONALS
IH29-Anchor Environmental

ANALYTICAL RESOURCES INCORPORATED

Matrix: Sediment
Data Release Authorized:
Reported: 07/26/05

Project: KC Former Scott Mill
Event: 00010501/T2
Date Sampled: 07/15/05
Date Received: 07/18/05

Client ID: AN-RI-SEDC-03A
ARI ID: 05-11906 IH29D

Analyte	Date	Method	Units	RL	Sample
Total Solids	07/18/05 071805#2	EPA 160.3	Percent	0.01	73.70
Total Organic Carbon	07/22/05 072205#1	Plumb,1981	Percent	0.020	3.23

RL Analytical reporting limit
U Undetected at reported detection limit

SAMPLE RESULTS-CONVENTIONALS
IH29-Anchor Environmental

ANALYTICAL RESOURCES INCORPORATED

Matrix: Sediment
Data Release Authorized: MC
Reported: 07/26/05

Project: KC Former Scott Mill
Event: 00010501/T2
Date Sampled: 07/15/05
Date Received: 07/18/05

Client ID: AN-RI-SEDC-03B
ARI ID: 05-11907 IH29E

Analyte	Date	Method	Units	RL	Sample
Total Solids	07/18/05 071805#2	EPA 160.3	Percent	0.01	78.70
Total Organic Carbon	07/22/05 072205#1	Plumb,1981	Percent	0.020	0.607

RL Analytical reporting limit
U Undetected at reported detection limit

SAMPLE RESULTS-CONVENTIONALS
IH29-Anchor Environmental

ANALYTICAL RESOURCES INCORPORATED

Matrix: Sediment
Data Release Authorized:
Reported: 07/26/05

Project: KC Former Scott Mill
Event: 00010501/T2
Date Sampled: 07/15/05
Date Received: 07/18/05

Client ID: AN-RI-SEDC-03C
ARI ID: 05-11908 IH29F

Analyte	Date	Method	Units	RL	Sample
Total Solids	07/18/05 071805#2	EPA 160.3	Percent	0.01	82.70
Total Organic Carbon	07/22/05 072205#1	Plumb,1981	Percent	0.020	0.297

RL Analytical reporting limit
U Undetected at reported detection limit

SAMPLE RESULTS-CONVENTIONALS
IH29-Anchor Environmental

ANALYTICAL RESOURCES INCORPORATED

Matrix: Sediment
Data Release Authorized:
Reported: 07/26/05

Project: KC Former Scott Mill
Event: 00010501/T2
Date Sampled: 07/15/05
Date Received: 07/18/05

Client ID: AN-RI-SEDC-04A
ARI ID: 05-11909 IH29G

Analyte	Date	Method	Units	RL	Sample
Total Solids	07/18/05 071805#2	EPA 160.3	Percent	0.01	61.30
Total Organic Carbon	07/22/05 072205#1	Plumb,1981	Percent	0.020	2.48

RL Analytical reporting limit
U Undetected at reported detection limit

SAMPLE RESULTS-CONVENTIONALS
IH29-Anchor Environmental

ANALYTICAL RESOURCES INCORPORATED

Matrix: Sediment
Data Release Authorized:
Reported: 07/26/05

Project: KC Former Scott Mill
Event: 00010501/T2
Date Sampled: 07/15/05
Date Received: 07/18/05

Client ID: AN-RI-SEDC-04B
ARI ID: 05-11910 IH29H

Analyte	Date	Method	Units	RL	Sample
Total Solids	07/18/05 071805#2	EPA 160.3	Percent	0.01	62.70
Total Organic Carbon	07/22/05 072205#1	Plumb,1981	Percent	0.020	0.621

RL Analytical reporting limit
U Undetected at reported detection limit

SAMPLE RESULTS-CONVENTIONALS
IH29-Anchor Environmental

ANALYTICAL RESOURCES INCORPORATED

Matrix: Sediment
Data Release Authorized:
Reported: 07/26/05

Project: KC Former Scott Mill
Event: 00010501/T2
Date Sampled: 07/15/05
Date Received: 07/18/05

Client ID: AN-RI-SEDC-04C
ARI ID: 05-11911 IH29I

Analyte	Date	Method	Units	RL	Sample
Total Solids	07/18/05 071805#2	EPA 160.3	Percent	0.01	63.90
Total Organic Carbon	07/22/05 072205#1	Plumb,1981	Percent	0.020	0.864

RL Analytical reporting limit
U Undetected at reported detection limit

SAMPLE RESULTS-CONVENTIONALS
IH29-Anchor Environmental

ANALYTICAL RESOURCES INCORPORATED

Matrix: Sediment
Data Release Authorized:
Reported: 07/26/05

Project: KC Former Scott Mill
Event: 00010501/T2
Date Sampled: 07/14/05
Date Received: 07/18/05

Client ID: AN-RI-SEDS-05-SS
ARI ID: 05-11912 IH29J

Analyte	Date	Method	Units	RL	Sample
Total Solids	07/18/05 071805#2	EPA 160.3	Percent	0.01	70.70
Total Organic Carbon	07/22/05 072205#1	Plumb,1981	Percent	0.020	1.69

RL Analytical reporting limit
U Undetected at reported detection limit

SAMPLE RESULTS-CONVENTIONALS
IH29-Anchor Environmental

ANALYTICAL RESOURCES INCORPORATED

Matrix: Sediment
Data Release Authorized:
Reported: 07/26/05

Project: KC Former Scott Mill
Event: 00010501/T2
Date Sampled: 07/14/05
Date Received: 07/18/05

Client ID: AN-RI-SEDS-20-WD
ARI ID: 05-11913 IH29K

Analyte	Date	Method	Units	RL	Sample
Total Solids	07/18/05 071805#2	EPA 160.3	Percent	0.01	64.10
Total Organic Carbon	07/22/05 072205#1	Plumb,1981	Percent	0.020	1.56

RL Analytical reporting limit
U Undetected at reported detection limit

General Chemistry Analysis
Instrument Raw Data

prepared
for

ANCHOR ENVIRONMENTAL

KC FORMER SCOTT MILL , 00010501/T2

ARI JOB NO. IH29

prepared
by

Analytical Resources, Inc.

✓ 7-19-05

TOTAL SOLIDS/VOLATILE SOLIDS (TS / TVS) BENCHSHEET

SOLIDS *(dry at 104 (12-24 hr) then combust at 550 (30 min))*

DATE: 7/18/2005

ANALYST: CLH/BA (B)

000984

Batch drying time			*TS (%) calculated as:*						*TVS (mg/kg dry wt) calculated as:*				
record times as mm/dd/yy hh:mm			*Final dry wt (g) = (Dry Wt - Tare Wt)*						*Final ash wt (g) = (min ash wt - tare wt)*				
7/18/2005 17:30 time in oven			*TS = (Final Dry Wt)/ (grams Sample-Tare)*						*TVS (mg/kg) = [(Dry wt-Ash wt)/ (dry weight)] *1,000,000*				
7/19/2005 8:15 time out									*if ash wt > dry wt, "Chk for Err"*				
elapsed hrs = 14.8									*if dry wt-ash wt < 0.001 g, "< (1/dry wt)*1,000,000*				

SAMPLE ID	DISH #	SAMPLE (grams)	TARE WT (grams)	DRY WT 104C (grams) 1			dry Wt (g)	TS (%)	ASH WT 550C (grams) 1	2	3	Ash Wt (g)	TVS (mg/kg)	TVS (%)
Cal Date -->			7/18/2005	7/19/2005										
Time & Initials -->			15:30 CLH	09:00 BA										
Cal Wt (g) 10.0000			9.9992	10.0002										
record weights to 4 places			*Cal OK!*	*Cal OK!*										
Blank			1.2431	1.2423			0.00							
IH29A1		7.3594	1.2455	6.0151			4.77	**78.0%**						
IH29A1 dup		8.3049	1.2536	6.7482			5.49	**77.9%**						
							RPD =	0.11% ✓				RPD =		NA
IH29A1 trp		5.9990	1.2530	4.8630			3.61	**76.1%**						
							RSD =	1.42% ✓				RSD =		NA
IH29B1		10.9484	1.2528	8.8532			7.60	**78.4%**						
IH29C1		9.0134	1.2506	7.4679			6.22	**80.1%**						
IH29D1		6.5776	1.2487	5.1746			3.93	**73.7%**						
IH29E1		9.8931	1.2473	8.0501			6.80	**78.7%**						
IH29F1		13.0632	1.2470	11.0190			9.77	**82.7%**						
IH29G1		10.3974	1.2330	6.8537			5.62	**61.3%**						
IH29H1		7.2757	1.2343	5.0219			3.79	**62.7%**						
IH29I1		6.7609	1.2485	4.7711			3.52	**63.9%**						
IH29J1		8.4802	1.2446	6.3590			5.11	**70.7%**						
IH29K1		15.8946	1.2523	10.6369			9.38	**64.1%**						

TOTAL SOLIDS/VOLATILE SOLIDS (TS / TVS) BENCHSHEET

DATE: 7-18-05

SOLIDS *(dry at 104 (12-24 hr) then combust at 550 (30 min))*

ANALYST: CFL / BM (B)

Batch drying time	TS (%) calculated as:	TVS (mg/kg dry wt) calculated as:
record times as mm/dd/yy hh:mm	Final dry wt (g) = (Dry Wt - Tare Wt)	Final ash wt (g) = (min ash wt - tare wt)
7-18-05 time in oven 17:30	TS = (Final Dry Wt)/ (grams Sample-Tare)	TVS (mg/kg) = [(Dry wt-Ash wt)/ (dry weight)] *1,000,000
7-19-05 time out 0815 BM		if ash wt > dry wt, "Chk for Err"
elapsed hrs = 0.0 < 12 hr		if dry wt-ash wt < 0.001 g, "< (1/dry wt)*1,000,000

SAMPLE ID	DISH #	SAMPLE (grams)	TARE WT (grams)	DRY WT 104C (grams) 1			dry Wt (g)	TS (%)	ASH WT 550C (grams) 1	2	3	Ash Wt (g)	TVS (mg/kg)	(%)
Cal Date -->		7-18-05	7-18-05	7-19-05										
Time & Initials -->			BM 15:30	08:00 BM										
Cal Wt (g) 10.0000			9.9992	10.0002										
record weights to 4 places														
Blank	Y1	—	1.2431	1.2423										
TH29A1	Y2	7.3594	1.2455	6.0151										
Dup	Y3	8.3099	1.2536	6.7482										
↓ TKP	Y4	5.9990	1.2530	4.8630										
I H29B1	Y5	10.1484	1.2528	8.8532										
C1	Y6	9.0134	1.2506	7.4679										
D1	Y7	6.5776	1.2487	5.1746										
E1	Y8	9.8931	1.2473	8.0501										
F1	Y9	13.0632	1.2470	11.0190										
G1	Y10	10.3974	1.2330	9.8537										
H1	Y11	7.2757	~~1.2340~~ 1.2343 ②											
J1	Y12	6.7609	1.2185	4.7711										
J1	Y13	8.4802	1.2446	6.3590										
↓ K1	Y14	15.8946	1.2523	10.6369										

① CFL 7-18-05

② 5.0219 BM 7-17-05

000985

TOC Solids Prep Log

DATE:	7/18/2005
ANALYST:	CLH/BA

acid purging to remove IC and drying at 70°C for TOC analysis

General notes regarding prep method and samples (identify the acid used)

make no entry to shaded cells, they are calculated

Sample ID		IC Test	Gravimetric Data (grams)			%	*Sample description & notes*
ARI #	Client	+ / -	Tare Wt.	Wet wt.	70°C dry wt	Solids	*(homogeneity and exclusions)*
Blank			13.3337		13.3378	4.1 mg	
IH24A2	AMEC	+	12.9258	19.9317	17.6074	66.82%	
IH24A2 DUP	AMEC	+	13.0247	20.3142	17.7785	65.21%	
IH24B1	AMEC	+	13.3450	20.0373	17.1174	56.37%	
IH24C1	AMEC	+	13.0033	19.1670	16.2172	52.14%	
IH29A1	ANCHOR	+	13.2871	18.4452	17.5859	83.34%	
IH29A1 DUP	ANCHOR	+	13.3899	16.4000	15.8961	83.26%	
IH29A1 TRP	ANCHOR	+	13.3134	17.4019	16.7928	85.10%	
IH29B1	ANCHOR	+	13.2881	17.3532	16.7671	85.58%	
IH29C1	ANCHOR	+	13.3043	16.5575	16.4675	97.23%	
IH29D1	ANCHOR	+	12.9402	19.0863	17.8856	80.46%	
IH29E1	ANCHOR	+	12.9597	20.4776	20.5983	101.61%	
IH29F1	ANCHOR	+	13.0254	16.9019	17.0852	104.73%	
IH29G1	ANCHOR	+	13.2673	17.4321	16.1728	69.76%	
IH29H1	ANCHOR	+	12.9525	16.8111	15.7247	71.84%	
IH29I1	ANCHOR	+	12.9750	17.4302	16.3717	76.24%	
IH29J1	ANCHOR	+	12.9743	18.1534	16.9222	76.23%	
IH29K1	ANCHOR	+	12.9349	19.5689	17.8700	74.39%	
IH24A2 TRP	AMEC	+	13.3005	20.9836	18.5660	68.53%	

000986

~~86~~ 88

TOC Solids Prep Log

acid purging to remove IC and drying at 70°C for TOC analysis

General notes regarding prep method and samples (identify the acid used)

DATE: 7-18-05

ANALYST: BA/CLF

make no entry to shaded cells, they are calculated

Sample ID ARI #	Sample ID Client	IC Test +/-	Gravimetric Data (grams) Tare Wt.	Wet wt.	70°C dry wt	% Solids	Sample description & notes (homogeneity and exclusions)
Blank	AmeC		13.3337	—	13.3378		
IH24 A2	Earth &	+-	12.9258	19.9347	17.6074		
Dp A2	env inc.	+-	13.0247	20.3142	17.7785		
B1		+-	13.3450	20.0373	~~18.5660~~ 17.1174		
C1		+-	13.0033	19.1670	16.2170		
ID24 A1	Anchor	+-	13.2871	18.4452	17.5859		
Alup		+-	13.3899	16.4050	15.8961		
[illegible]		+-	13.[illegible]34	17.4019	16.2928		
B1		+-	13.2881	17.3532	16.7671		
C1		+-	13.3043	16.5575	16.4675		
D1		++-	12.9102	19.0863	17.5856		
E1		+-	12.9597	20.4776	20.5953		
F1		+-	13.0254	16.9019	17.0852		
G1		++-	12.9673	17.4524	16.1725		
H1		+-	12.9525	~~18.~~ 16.8	11	15.7247	
I1		+-	12.9750	17.4302	16.3717		
J1		+~~+~~-	~~12.9~~ 12.9743	18.1534	16.9222		
K1		++-	12.9349	19.5689	17.8700		
IH24 A2TRP	AMEC	+-	13.3005	20.9836	18.8660		

[illegible] 7-20-05

[illegible] -18-05

000987

TOC, Solids Data Analysis

Mode: NPOC *Inlet:* Boat

Spike Std = 2,000 *ppm C*

DATE:	7/22/2005
ANALYST:	BA /CLH

Calibration Data

Calibration Standard			Source:	ARI #286-5&6			Conc:	2,000 ppm
	Observed Values (µg/g)					mean	*Cal Factor*	
	1,681	1,688	1,694			1,688	*1.185*	
Verification Standard			Source:	SPEX 29-4AS			Conc:	5,000 ppm
	ICV	CCV	CCV	CCV	CCV	*mean*	*% Rec*	
	5,289	5,432	5,439	5,092	5,211	*5,293*	*105.9%*	
Standard Reference Material			Source:	***NIST 8704***			Conc:	**33,510** ppm

Blank Data

System Blanks (enter "observed C")

Replicate determinations					Mean	condition
23.53	13.56	17.49	16.84	22.66	18.82	OK !

Silica Blanks (enter "corrected C" at end of run)

Replicate determinations					Mean	condition
29.0	2.0				15.50	OK !

Historical Blank Limits

mean	*stdev*
25.1	12.59
updated	*10/6/1999*
LBL	-12.7
UBL	62.9

Sample Data *(Entered data must match the Dohrmann output report !)*

"Corrected C" (no dilution) = "Observed C" - Mean Blank

*"Corrected C" (with dilution) = ("Observed C" - (Mean silica Blank * %Silica)) * Dilution Factor*

Sample ID	Dilution Data				Spike	Combustion Data			
	Sample wt. (mg)	Final wt. (mg)	Silica (%)	Dilution Factor	(µL Std)	Burn wt. (mg)	Observed C (ppm C)	Corrected C (ppm C)	
ICV				1.00		10.0	5308	5,289	*105.78%*
Blank				1.00		10.0	23.53		*Blank OK*
NIST 8704				1.00		3.8	32800	32,781	*97.83%*
IH29A1				1.00		1.1	11260	11,241	*Range OK!*
IH29A1 dup				1.00		1.2	11700	11,681	*RPD=3.8%*
IH29A1 trp				1.00		1.1	9791	9,772	*RSD=9.2%*
IH29A1 ms				1.00	15	1.0	41170	41,151	*Range OK!*
Spike =	*0.03*	*mg C to*	*1.0*	*mg samp=*	*30,000*	*ppm*		*100%*	
IH29B1				1.00		1.1	4889	4,870	*Range OK!*
IH29C1				1.00		1.3	2155	2,136	*Range OK!*
IH29D1				1.00		2.0	29570	29,551	*Range OK!*
IH29E1				1.00		1.5	4722	4,703	*Range OK!*
IH29F1				1.00		1.6	2363	2,344	*Range OK!*
CCV				1.00		10.0	5451	5,432	*108.64%*
Blank				1.00		10.0	13.56		*Blank OK*
IH29G1				1.00		1.0	21770	21,751	*Range OK!*
IH29H1				1.00		1.1	5440	5,421	*Range OK!*
IH29I1				1.00		1.4	7261	7,242	*Range OK!*
IH29J1				1.00		1.0	15670	15,651	*Range OK!*
IH29K1				1.00		1.2	13440	13,421	*Range OK!*
IH28A1				1.00		1.6	66620	66,601	*Range OK!*
IH28A1 dup				1.00		1.7	66540	66,521	*RPD=0.1%*
IH28A1 trp				1.00		1.5	72070	72,051	*RSD=4.6%*
~~IH28A1 ms~~			-	~~1.00~~	~~40~~	~~1.1~~	~~118300~~	~~118,281~~	~~*Range OK!*~~
~~*Spike =*~~	~~*0.08*~~	~~*mg C to*~~	~~*1.1*~~	~~*mg samp=*~~	~~*72,727*~~	~~*ppm*~~		~~*71%*~~	
IH28A1 ms				1.00	40	1.2	128800	128,781	*Range OK!*
Spike =	*0.08*	*mg C to*	*1.2*	*mg samp=*	*66,667*	*ppm*		*93%*	
CCV				1.00		10.0	5458	5,439	*108.78%*
Blank				1.00		10.0	17.49		*Blank OK*
IH28B1				1.00		1.7	58910	58,891	*Range OK!*
IH28C1				1.00		2.0	6159	6,140	*Range OK!*
IH28D1				1.00		1.4	10800	10,781	*Range OK!*

Sample Data *(Entered data must match the Dohrmann output report !)*

"Corrected C" (no dilution) = "Observed C" - Mean Blank

*"Corrected C" (with dilution) = ("Observed C" - (Mean silica Blank * %Silica)) * Dilution Factor*

Sample ID	Dilution Data				Spike	Combustion Data			
	Sample wt. (mg)	Final wt. (mg)	Silica (%)	Dilution Factor	(µL Std)	Burn wt. (mg)	Observed C (ppm C)	Corrected C (ppm C)	
IH28E1				1.00		2.1	5630	5,611	*Range OK!*
IH28G1				1.00		2.6	17150	17,131	*Range OK!*
IH28I1				1.00		1.2	93690	93,671	*Range OK!*
IH28J1				1.00		2.8	15030	15,011	*Range OK!*
IH28M1				1.00		1.1	35090	35,071	*Range OK!*
IH28O1				1.00		1.0	31150	31,131	*Range OK!*
IH28F1				1.00		1.5	4671	4,652	*Range OK!*
CCV				1.00		10.0	5111	5,092	*101.84%*
Blank				1.00		10.0	16.84		*Blank OK*
NIST 8704				1.00		3.4	36730	36,711	*109.55%*
CCV				1.00		10.0	5230	5,211	*104.22%*
Blank				1.00		10.0	22.66		*Blank OK*

①BA 7-22-05
②BA 7-22-05

ANALYTICAL
RESOURCES
INCORPORATED

TOC Solids Sample Run Log

Date: 7-22-05
Analyst: BA / CPto

Page 1 of 2

Set-Up Parameters
MODE: NPOC INLET: BOAT

Standards

	Source	Conc (ppm)
Calibration	ARI 286 S&G	2000
Verification	SPEx 29-4AS	5000
SRM	NBS 8704	33510

Sample Sequence

Sample ID	Dilution Data (mg) sample	sample + SiGel	burn wt (mg)	Matrix Spike Data mg/L	µL added	Comments
Cal @ 2000			25			
ICV			10			
ICB			10			
NBS 8704			3.8			
IH29 A1			1.1			
Dup A1			1.2			
Trp A1			1.1			
Spk A1			1.0	2000	15	
IH29B1			1.1			
IH29C1			1.3			
IH29D1			~~1.9~~ ① 2.0			
IH29E1			1.5			
IH29F1			1.6			
CCV			10			
CCB			10			
IH29G1			1.0			
IH29H1			1.1			
IH29I1			1.4			
IH29J1			1.0			
IH29K1			1.2			
IH28A1			1.6			
Dup A1			1.7			
Trp A1			1.5			
MS A1			1.1	2000	40	misweighed boat
② ~~IH28B1~~ IH28A1 MS			1.2	2000	40	
CCV			10			
CCB			10			
IH28B1			1.7			
IH28C1			2.0			
IH28D1			1.4			
IH28E1			2.1			
IH28G1			2.6			
IH28I1			1.2			
IH28J1			2.8			

TOC Solids Sample Run Log

Date: 7-22-05

Analyst: CKT

Page 2 of 2

Set-Up Parameters

MODE: NPOC INLET: BOAT

Standards

	Source	Conc (ppm)
Calibration		
Verification		
SRM		

CONT

Sample Sequence

Sample ID	Dilution Data (mg) sample	Dilution Data (mg) sample + SiGel	burn wt (mg)	Matrix Spike Data mg/L	Matrix Spike Data µL added	Comments
LH28M1			1.1			
01			1.0			
LH28P1			1.5			
CCV			10			
CCB			10			
N5582-1			3.4			
CCV			10			
CCB			10			

7-22-05

Operating Parameters

Analysis set-up 1
NPOC Analysis
Boat mode
Sample size 25.
Calibration factor 1.
System blank 0.
Std. concentration =2000.
Sample mass (mg) = 25.
1. NPOC = 1681. ug/g
Sample mass (mg) = 25.
2. NPOC = 1688. ug/g
Sample mass (mg) = 25.
3. NPOC = 1694. ug/g
AVG NPOC = 1688. +/- 6.671 % std dev: 0.395
9:37:38 Fri Jul 22, 2005
Calibration update:
Calibration factor 1.185
System blank 0.
Sample mass (mg) = 10.
1. NPOC = 5308. ug/g
9:46:44 Fri Jul 22, 2005
Sample mass (mg) = 10.
1. NPOC = 23.53 ug/g
10:14:05 Fri Jul 22, 2005
Sample mass (mg) = 3.8
1. NPOC = 32800. ug/g
10:32:58 Fri Jul 22, 2005
Sample mass (mg) = 1.1
1. NPOC = 11260. ug/g
10:45:46 Fri Jul 22, 2005
Sample mass (mg) = 1.2
1. NPOC = 11700. ug/g
10:56:49 Fri Jul 22, 2005
Sample mass (mg) = 1.1
1. NPOC = 9791. ug/g
11:04:15 Fri Jul 22, 2005
Sample mass (mg) = 1.
1. NPOC = 41170. ug/g
11:17:42 Fri Jul 22, 2005
Sample mass (mg) = 1.1
1. NPOC = 4889. ug/g
11:23:46 Fri Jul 22, 2005
Sample mass (mg) = 1.3
1. NPOC = 2155. ug/g
11:34:17 Fri Jul 22, 2005
Sample mass (mg) = 2.
1. NPOC = 29570. ug/g
11:43:00 Fri Jul 22, 2005
Sample mass (mg) = 1.5
1. NPOC = 4722. ug/g
11:46:44 Fri Jul 22, 2005
Sample mass (mg) = 1.6
1. NPOC = 2363. ug/g
11:52:33 Fri Jul 22, 2005
Sample mass (mg) = 10.
1. NPOC = 5451. ug/g
12:00:23 Fri Jul 22, 2005
Sample mass (mg) = 10.
1. NPOC = 13.56 ug/g
12:04:20 Fri Jul 22, 2005



1. NPOC = 21770. ug/g
13:00:41 Fri Jul 22, 2005
Sample mass (mg) = 1.1
1. NPOC = 5440. ug/g
13:08:30 Fri Jul 22, 2005
Sample mass (mg) = 1.4
1. NPOC = 7261. ug/g
13:20:59 Fri Jul 22, 2005
Sample mass (mg) = 1.
1. NPOC = 15670. ug/g
13:35:35 Fri Jul 22, 2005
Sample mass (mg) = 1.2
1. NPOC = 13440. ug/g
13:46:24 Fri Jul 22, 2005
Sample mass (mg) = 1.6
1. NPOC = 66620. ug/g
13:58:04 Fri Jul 22, 2005
Sample mass (mg) = 1.7
1. NPOC = 66540. ug/g
14:18:48 Fri Jul 22, 2005
Sample mass (mg) = 1.5
1. NPOC = 72070. ug/g
14:35:59 Fri Jul 22, 2005
Sample mass (mg) = 1.1
1. NPOC = 118300. ug/g
14:46:26 Fri Jul 22, 2005
Sample mass (mg) = 1.2
1. NPOC = 128800. ug/g
14:53:02 Fri Jul 22, 2005
Sample mass (mg) = 10.
1. NPOC = 5458. ug/g
14:58:28 Fri Jul 22, 2005
Sample mass (mg) = 10.
1. NPOC = 17.49 ug/g
15:03:25 Fri Jul 22, 2005
Sample mass (mg) = 1.7
1. NPOC = 58910. ug/g
15:09:28 Fri Jul 22, 2005
Sample mass (mg) = 2.
1. NPOC = 6159. ug/g
15:14:21 Fri Jul 22, 2005
Sample mass (mg) = 1.4
1. NPOC = 10800. ug/g
15:19:53 Fri Jul 22, 2005
Sample mass (mg) = 2.1
1. NPOC = 5630. ug/g
15:27:12 Fri Jul 22, 2005
Sample mass (mg) = 2.6
1. NPOC = 17150. ug/g
15:35:38 Fri Jul 22, 2005
Sample mass (mg) = 1.2
1. NPOC = 93690. ug/g
15:43:03 Fri Jul 22, 2005
Sample mass (mg) = 2.8
1. NPOC = 15030. ug/g
15:54:39 Fri Jul 22, 2005
Sample mass (mg) = 1.1
1. NPOC = 35090. ug/g
16:04:45 Fri Jul 22, 2005
Sample mass (mg) = 1.
1. NPOC = 31150. ug/g
16:14:21 Fri Jul 22, 2005
Sample mass (mg) = 1.5
1. NPOC = 4671. ug/g
16:22:41 Fri Jul 22, 2005

1. NPOC = 5111. ug/g
16:32:11 Fri Jul 22, 2005
Sample mass (mg) = 10.
1. NPOC = 16.84 ug/g
16:36:45 Fri Jul 22, 2005
Sample mass (mg) = 3.4
1. NPOC = 36730. ug/g
16:44:11 Fri Jul 22, 2005
Sample mass (mg) = 10.
1. NPOC = 5230. ug/g
16:48:33 Fri Jul 22, 2005
Sample mass (mg) = 10.
1. NPOC = 22.66 ug/g
16:56:16 Fri Jul 22, 2005

Geotech Analysis

prepared
for

ANCHOR ENVIRONMENTAL

KC FORMER SCOTT MILL , 00010501/T2

ARI JOB NO. IH29

prepared
by

Analytical Resources, Inc.

Anchor Environmental
00010501/T2

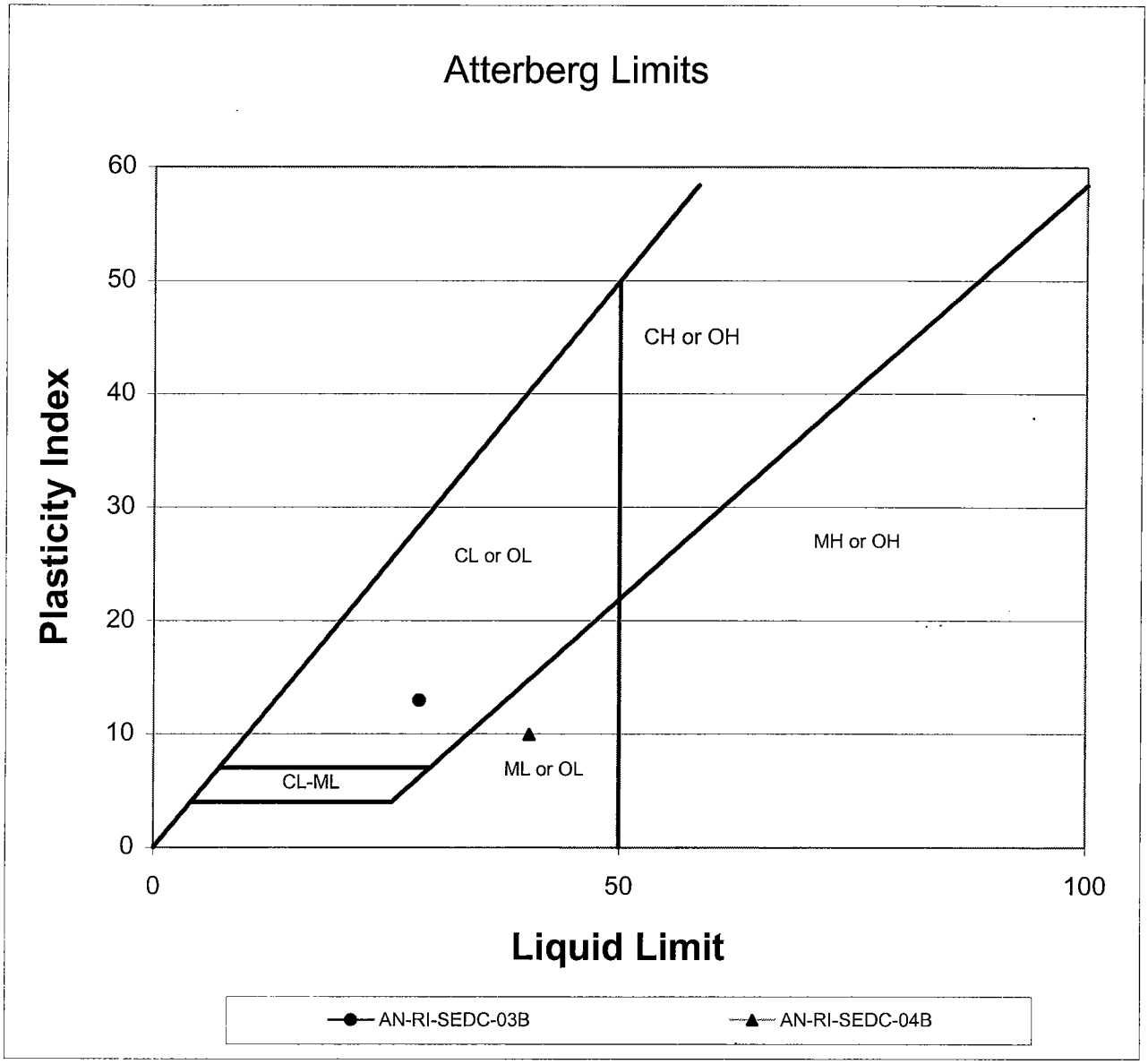

Sample Number	Depth	Plasticity Index	Liquid Limit	Plastic Limit	Classification
AN-RI-SEDC-03B	NA	13.0	28.5	15.5	CL
AN-RI-SEDC-04B	NA	10.0	40.3	30.3	OL

IH29

Analytical Resources, Incorporated
Analytical Chemists and Consultants

Client: Anchor Environmental	Project No.: IH29
Client Project: 00010501/T2	

Case Narrative

1. The samples were submitted for grain size analysis according to PSEP methodology.
2. The samples were run in a single batch, and one sample was chosen for triplicate analysis. The triplicate data is reported on the QA summary.
3. The data is provided in summary tables and plots.
4. There were no other noted anomalies in the samples or methods on this project.

Approved by: Tom Glenn Date: 8/3/05
Title: Supervising Technician

4611 South 134th Place, Suite 100 • Tukwila WA 98168 • **206-695-6200** • **206-695-6201** fax

QA SUMMARY

ANALYTICAL RESOURCES INCORPORATED

PROJECT:	Anchor Environmental	Project No.:	00010501/T2
ARI Triplicate Sample ID:		Batch No.:	IH29
Client Triplicate Sample ID:	AN-RI-SEDC-04B	Page:	1 of 1

Relative Standard Deviation, By Phi Size

Sample ID	-3	-2	-1	0	1	2	3	4	5	6	7	8	9	10
N-RI-SEDC-04	100.0	100.0	98.3	97.6	96.8	95.5	92.7	80.6	46.4	29.3	20.8	16.3	12.8	8.8
N-RI-SEDC-04	100.0	100.0	99.1	98.4	97.8	96.5	93.7	81.7	48.3	30.1	21.4	16.8	13.1	9.0
N-RI-SEDC-04	100.0	100.0	98.5	97.9	97.2	95.9	93.1	81.1	49.6	30.1	21.4	16.9	13.0	9.2
AVE	NA	100.00	98.60	97.97	97.28	95.99	93.16	81.13	48.07	29.81	21.19	16.68	12.96	9.02
STDEV	NA	0.01	0.42	0.43	0.47	0.49	0.49	0.59	1.59	0.47	0.32	0.33	0.15	0.19
%RSD	NA	0.01	0.42	0.44	0.49	0.52	0.52	0.73	3.31	1.59	1.51	1.98	1.18	2.08

The Triplicate Applies To The Following Samples

Client ID	Date Sampled	Date Extracted	Date Complete	QA Ratio (95-105)	Data Qualifiers	Pipette Portion (5.0-25.0g)
AN-RI-SEDC-04B	7/15/05	7/19/05	8/1/05	98.6		20.2
AN-RI-SEDC-04B	7/15/05	7/20/05	8/1/05	100.5		19.9
AN-RI-SEDC-04B	7/15/05	7/20/05	8/1/05	99.8		21.3
AN-RI-SEDC-01A	7/15/05	7/20/05	8/1/05	99.8		11.1
AN-RI-SEDC-01B	7/15/05	7/20/05	8/1/05	99.7		14.3
AN-RI-SEDC-01C	7/15/05	7/20/05	8/1/05	99.4		21.4
AN-RI-SEDC-03A	7/15/05	7/20/05	8/1/05	102.0		9.3
AN-RI-SEDC-03B	7/15/05	7/19/05	8/1/05	101.7		20.5
AN-RI-SEDC-03C	7/15/05	7/20/05	8/1/05	100.4		16.7
AN-RI-SEDC-04A	7/15/05	7/20/05	8/1/05	98.9		15.1
AN-RI-SEDC-04C	7/15/05	7/20/05	8/1/05	100.8		23.6
AN-RI-SEDS-05-SS	7/14/05	7/20/05	8/1/05	98.8		12.5
AN-RI-SEDS-20-WD	7/14/05	7/20/05	8/1/05	102.2		20.6

* ARI Internal QA limits = 95-105%

Notes to the Testing:

866000

IH29

ANALYTICAL RESOURCES INCORPORATED

Anchor Environmental
00010501/T2

Apparent Grain Size Distribution Summary
Percent Finer Than Indicated Size

Sample No.	Gravel			Very Coarse Sand	Coarse Sand	Medium Sand	Fine Sand	Very Fine Sand	Silt				Clay	
Phi Size	-3	-2	-1	0	1	2	3	4	5	6	7	8	9	10
Sieve Size (microns)	3/8"	#4	#10 (2000)	#18 (1000)	#35 (500)	#60 (250)	#120 (125)	#230 (62)	31.00	15.60	7.80	3.90	2.00	1.00
AN-RI-SEDC-04B	100.0	100.0	98.3	97.6	96.8	95.5	92.7	80.6	46.4	29.3	20.8	16.3	12.8	8.8
AN-RI-SEDC-04B	100.0	100.0	99.1	98.4	97.8	96.5	93.7	81.7	48.3	30.1	21.4	16.8	13.1	9.0
AN-RI-SEDC-04B	100.0	100.0	98.5	97.9	97.2	95.9	93.1	81.1	49.6	30.1	21.4	16.9	13.0	9.2
AN-RI-SEDC-01A	100.0	97.3	95.9	95.0	92.8	82.4	27.6	13.8	9.4	6.8	5.2	4.0	3.2	2.3
AN-RI-SEDC-01B	100.0	88.9	82.0	79.1	76.9	68.3	24.5	16.2	13.4	9.9	7.1	5.4	4.2	2.9
AN-RI-SEDC-01C	100.0	99.1	95.5	90.0	84.5	79.0	69.3	63.5	56.4	47.4	36.5	24.3	20.3	14.5
AN-RI-SEDC-03A	100.0	81.6	70.0	64.1	57.6	47.0	34.1	21.5	16.1	12.6	9.7	7.4	5.5	4.1
AN-RI-SEDC-03B	100.0	98.8	89.4	82.3	75.2	63.3	51.5	43.9	36.6	27.9	20.5	15.0	10.4	7.4
AN-RI-SEDC-03C	100.0	97.3	89.5	82.2	74.4	63.3	52.1	45.0	37.4	27.5	19.8	14.2	10.0	7.2
AN-RI-SEDC-04A	100.0	97.2	89.5	86.3	83.4	72.5	51.1	38.2	22.4	14.8	10.8	8.3	6.4	4.5
AN-RI-SEDC-04C	100.0	100.0	98.6	98.2	97.6	96.3	93.7	87.3	57.9	32.4	20.9	15.8	12.7	9.3
AN-RI-SEDS-05-SS	100.0	99.9	99.7	99.3	97.8	80.3	34.1	22.4	18.3	13.2	9.9	7.7	6.0	4.7
AN-RI-SEDS-20-WD	100.0	99.6	98.3	96.9	94.4	91.6	83.5	49.6	23.9	15.3	11.9	9.4	8.1	6.4

Notes to the Testing:

1. Organic matter was not removed prior to testing, thus the reported values are the "apparent" grain size distribution. See narrative for discussion of the testing.

IH29

666000

ANALYTICAL RESOURCES INCORPORATED

Anchor Environmental
00010501/T2

Apparent Grain Size Distribution Summary
Percent Retained in Each Size Fraction

Sample No.	Gravel	Very Coarse Sand	Coarse Sand	Medium Sand	Fine Sand	Very Fine Sand	Coarse Silt	Medium Silt	Fine Silt	Very Fine Silt	Clay		
Phi Size	> -1	-1 to 0	0 to 1	1 to 2	2 to 3	3 to 4	4 to 5	5 to 6	6 to 7	7 to 8	8 to 9	9 to 10	< 10
Sieve Size (microns)	> #10 (2000)	10 to 18 (2000-1000)	18-35 (1000-500)	35-60 (500-250)	60-120 (250-125)	120-230 (125-62)	62.5-31.0	31.0-15.6	15.6-7.8	7.8-3.9	3.9-2.0	2.0-1.0	<1.0
AN-RI-SEDC-04B	1.7	0.7	0.7	1.3	2.8	12.2	34.2	17.1	8.4	4.5	3.5	4.0	8.8
AN-RI-SEDC-04B	0.9	0.6	0.6	1.3	2.8	12.0	33.5	18.2	8.7	4.6	3.8	4.0	9.0
AN-RI-SEDC-04B	1.5	0.6	0.7	1.3	2.9	12.0	31.5	19.5	8.7	4.4	3.9	3.8	9.2
AN-RI-SEDC-01A	4.1	0.9	2.3	10.4	54.7	13.8	4.4	2.6	1.7	1.2	0.8	0.9	2.3
AN-RI-SEDC-01B	18.0	2.9	2.2	8.6	43.8	8.3	2.8	3.5	2.8	1.7	1.2	1.3	2.9
AN-RI-SEDC-01C	4.5	5.4	5.6	5.4	9.7	5.8	7.2	9.0	10.9	12.2	4.0	5.8	14.5
AN-RI-SEDC-03A	30.0	5.9	6.4	10.6	12.9	12.6	5.4	3.5	2.9	2.3	1.8	1.5	4.1
AN-RI-SEDC-03B	10.6	7.0	7.1	12.0	11.7	7.7	7.3	8.7	7.4	5.5	4.6	3.0	7.4
AN-RI-SEDC-03C	10.5	7.3	7.8	11.1	11.2	7.0	7.6	9.9	7.8	5.6	4.2	2.8	7.2
AN-RI-SEDC-04A	10.5	3.3	2.9	10.9	21.4	12.9	15.7	7.6	4.0	2.5	1.9	1.9	4.5
AN-RI-SEDC-04C	1.4	0.4	0.6	1.3	2.6	6.4	29.4	25.5	11.5	5.1	3.1	3.4	9.3
AN-RI-SEDS-05-SS	0.3	0.4	1.4	17.5	46.2	11.8	4.0	5.1	3.4	2.2	1.6	1.4	4.7
AN-RI-SEDS-20-WD	1.7	1.3	2.5	2.8	8.1	34.0	25.7	8.6	3.4	2.4	1.4	1.6	6.4

Notes to the Testing:

1. Organic matter was not removed prior to testing, thus the reported values are the "apparent" grain size distribution. See narrative for discussion of the testing.

IH29

001000

ANALYTICAL RESOURCES INCORPORATED

Anchor Environmental, Inc.

KC Former Scott Mill

Percent Moisture and Organic Matter

Sample ID	Moisture Content*	% Organic Matter
AN-RI-SEDS-05-SS	40.8	2.3
AN-RI-SEDS-20-WD	52.2	5.8

Moisture Content by ASTM D2216
Organic Matter by ASTM D2974

IH29

ANALYTICAL RESOURCES INCORPORATED

Anchor Environmental
00010501/T2

PSEP Total Solids Analysis
Percent of Wet Weight

Sample No.	Total Solids (%)
AN-RI-SEDC-04B	61.5
AN-RI-SEDC-04B	61.7
AN-RI-SEDC-04B	61.4
AN-RI-SEDC-01A	77.3
AN-RI-SEDC-01B	79.9
AN-RI-SEDC-01C	81.7
AN-RI-SEDC-03A	68.3
AN-RI-SEDC-03B	79.5
AN-RI-SEDC-03C	80.7
AN-RI-SEDC-04A	63.4
AN-RI-SEDC-04C	63.9
AN-RI-SEDS-05-SS	72.1
AN-RI-SEDS-20-WD	66.8

Triplicate Average	61.5
Standard Deviation	0.16
%RSD	0.25

(Total Solids at 90 C)

IH29

ANALYTICAL RESOURCES INCORPORATED

PSEP Grain Size Distribution

Triplicate Sample Plot

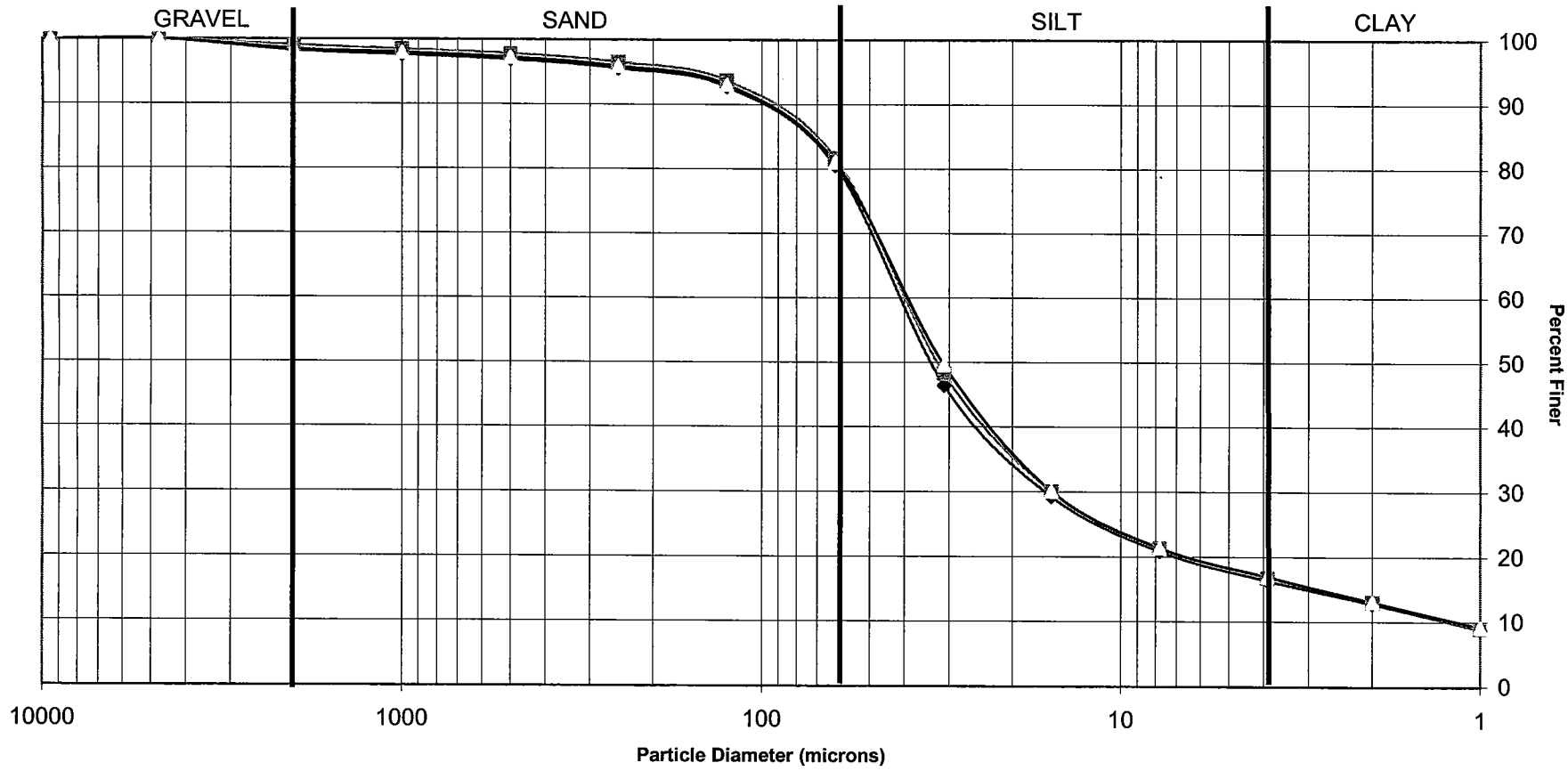

001003

PSEP Grain Size Distribution

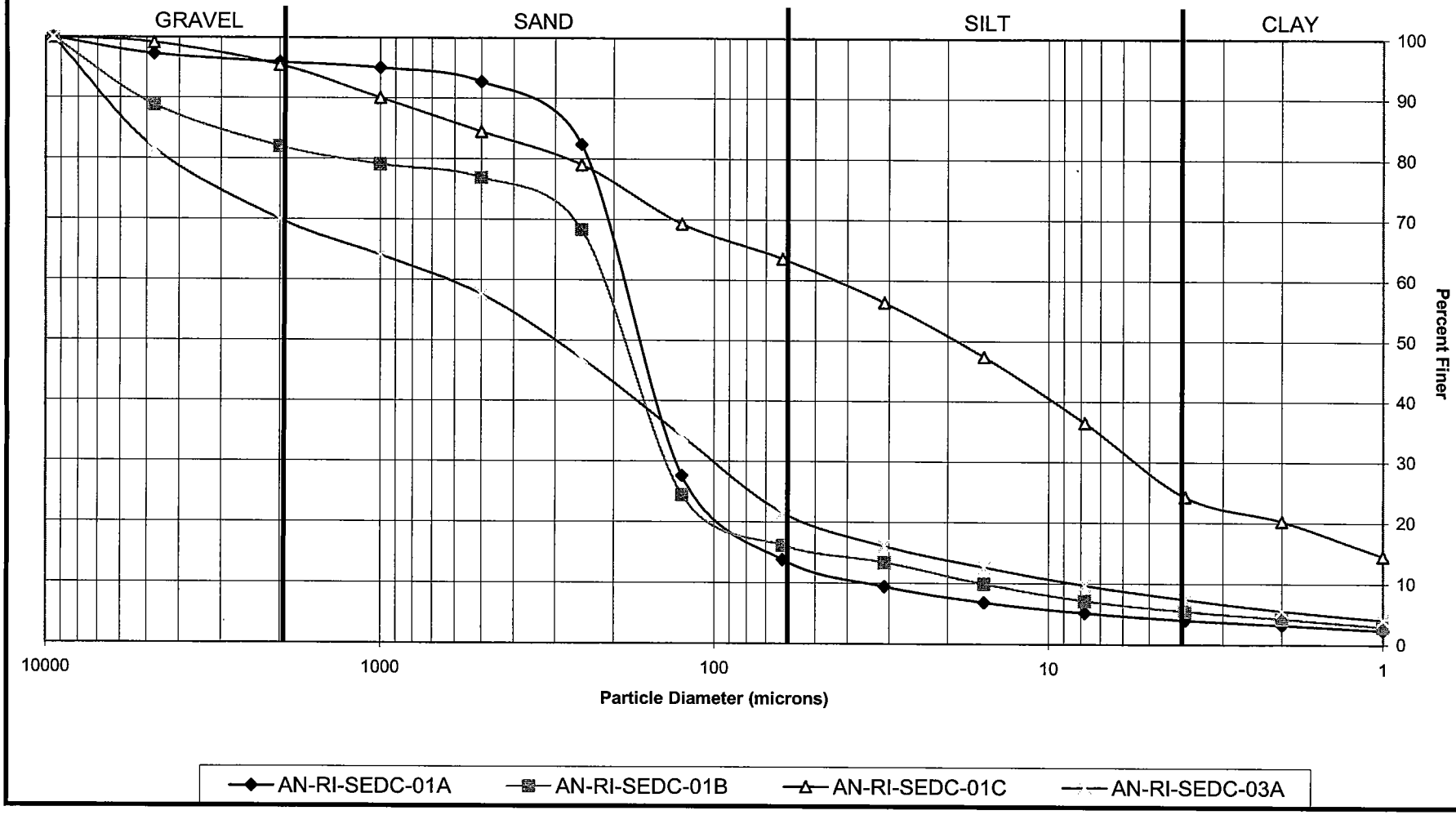

ANALYTICAL RESOURCES INCORPORATED

PSEP Grain Size Distribution

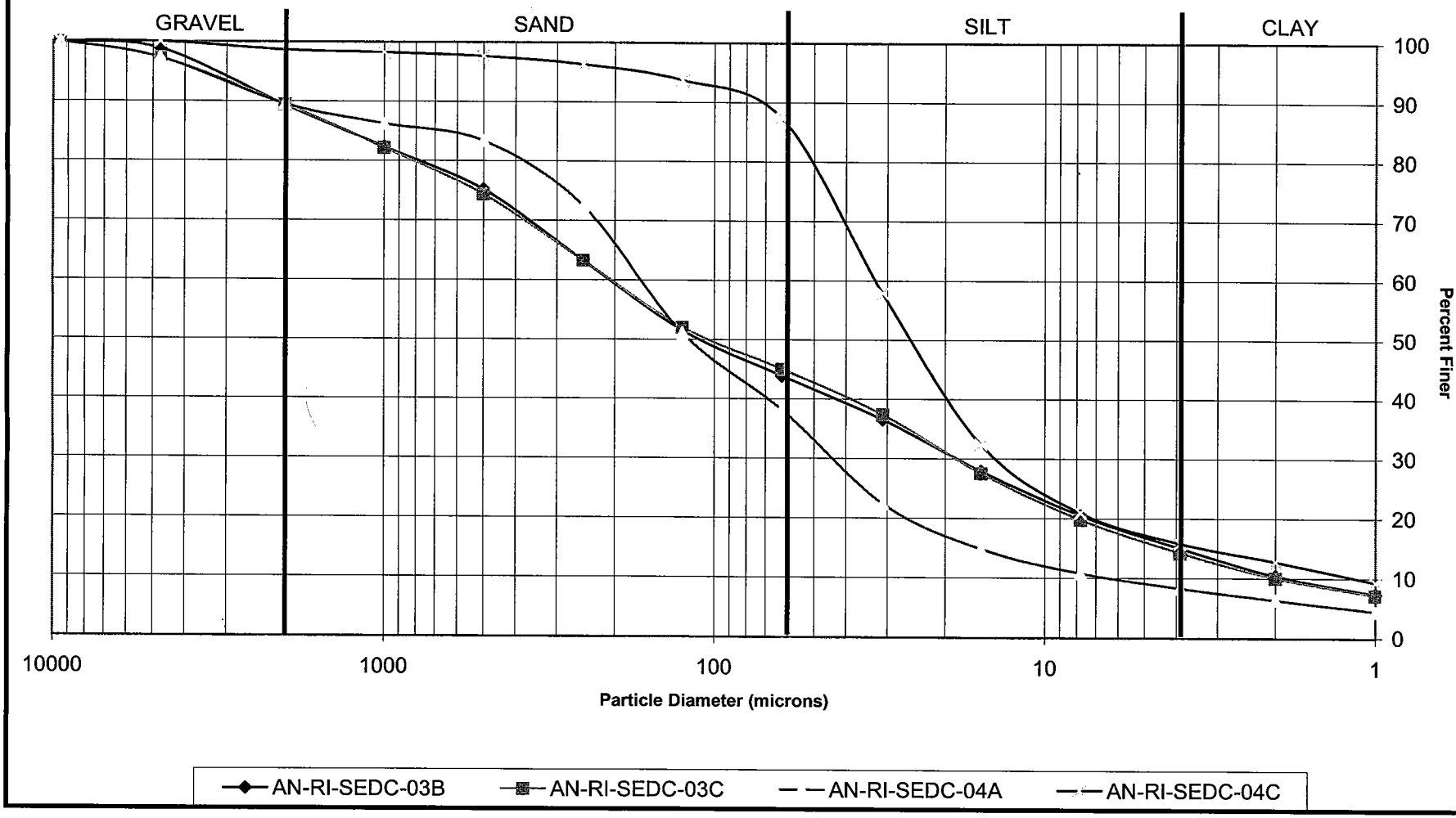

001005

ANALYTICAL RESOURCES INCORPORATED

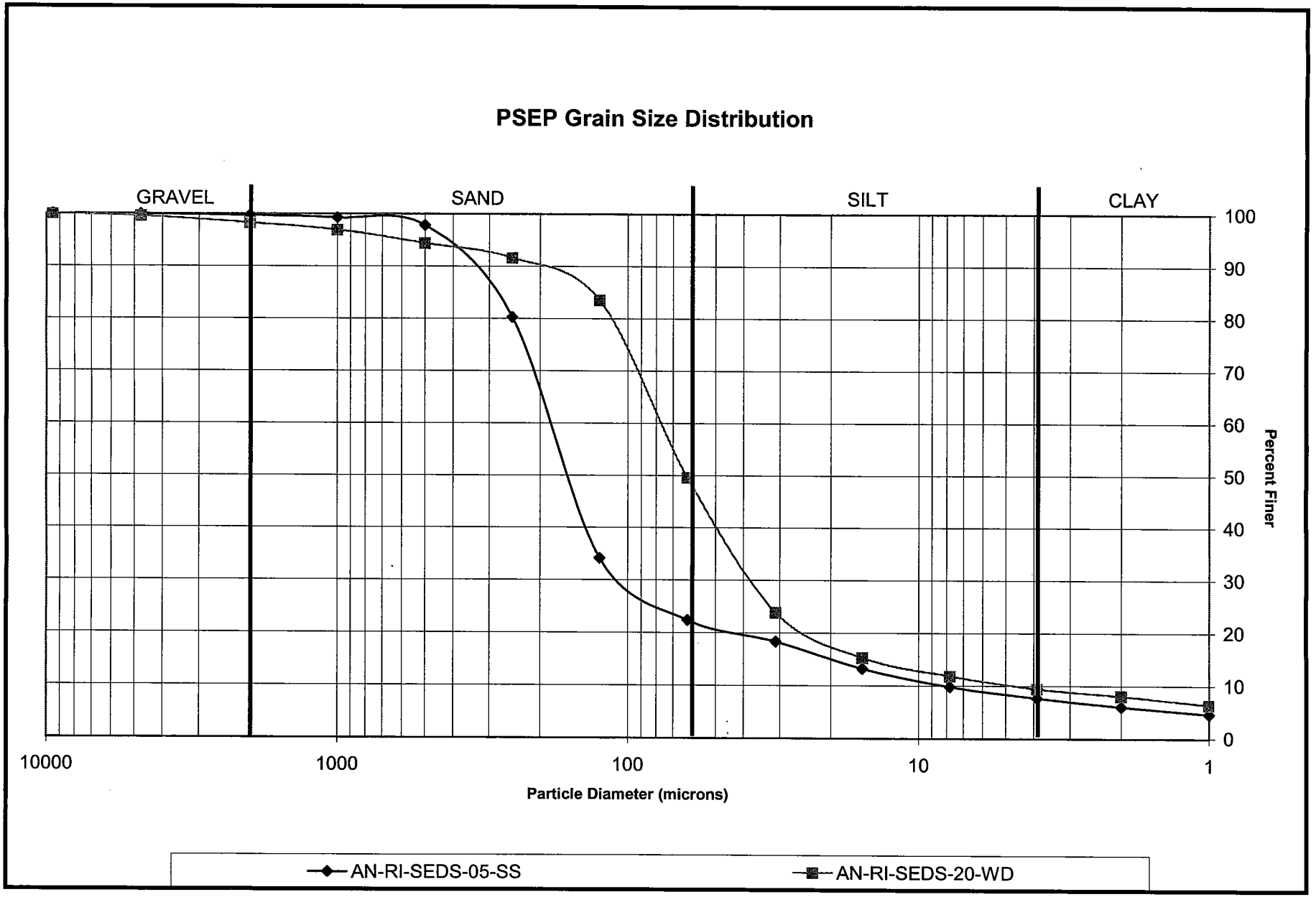

001006

ANALYTICAL RESOURCES INCORPORATED

Sample Number: AN-RI-SEDC-04B

		100.00	99.99	98.25	97.58	96.85	95.54	92.74	80.56	46.40	29.27	20.82	16.31	12.78	8.82
		9500	4750	2000	1000	500	250	125	62.5	31.2	15.6	7.8	3.9	1.95	1
		3/8"	4	10	18	35	60	120	230						

		Sieve Analysis Portion					Pipette Portion							
		Sieve Size	Weight of Soil + Tare	Weight of Soil	Percent Retained	Percent Passing	Phi Size	Tare weight	Dry Weight + Tare	Soil Wt	Soil x 50	Minus Calgon	Cum Percent Coarser	Percent Passing
Wt Tare	1.4704	Tare	49.7409	0	0	100.0	4	1.4683	1.8880	0.4197	20.985	20.5203	19.17769	80.82231
Wet Wt & Tare	35.5414	4	49.7440	0.0031	0	100.0	5	1.4800	1.7249	0.2449	12.245	11.7803	53.6015	46
Dry Wt & Tare	22.4167	10	50.1781	0.4372	2	98.3	6	1.4643	1.6222	0.1579	7.895	7.4303	70.73464	29
Wt Moisture	13.1247	18	50.3461	0.6052	2	97.6	7	1.4790	1.5940	0.115	5.75	5.2853	79.18304	21
Dry Soil	20.9463	35	50.5304	0.7895	3	96.8	8	1.4635	1.5556	0.0921	4.605	4.1403	83.6928	16
Moisture Content	0.6266	60	50.8576	1.1167	4	95.5	9	1.4752	1.5494	0.0742	3.71	3.2453	87.21789	13
		120	51.5589	1.818	7	92.7	10	1.4643	1.5184	0.0541	2.705	2.2403	91.17624	9
Wt Tare	49.7391	230	54.6100	4.8691	19	80.6								
Wet Wt & Tare	90.4704													
Dry Wt & Tare	58.9570													
Wt Total Solids	25.04094477													
Wt -230 Solids	20.17004477													
QA (before/after)	0.986275563													

Weight of Calgon = 0.4647

Update Calgon wt if needed on this sheet only

Tot solids 61.5

40.7313
25.3894
15.3419
0.604264

Moisture Content check

001007

ANALYTICAL RESOURCES INCORPORATED

Sample Number: AN-RI-SEDC-04B

100	100	99	98	98	97	94	82	48	30	21	17	13	9
9500	4750	2000	1000	500	250	125	62.5	31.2	15.6	7.8	3.9	1.95	1
3/8"	4	10	18	35	60	120	230						

Wt Tare	1.4720
Wet Wt & Tare	31.7591
Dry Wt & Tare	20.1677
Wt Moisture	11.5914
Dry Soil	18.6957
Moisture Content	0.62000353
Wt Tare	50.3788
Wet Wt & Tare	89.7892
Dry Wt & Tare	58.1892
Wt Total Solids	24.32735439
Wt -230 Solids	19.88145439
QA (before/after)	1.004565194

Tot solids 61.7

Sieve Analysis Portion

Sieve Size	Weight of Soil + Tare	Weight of Soil	Percent Retained	Percent Passing
Tare	50.3832	0	0	100.0
4	50.3832	0	0	100.0
10	50.6116	0.2284	1	99.1
18	50.7649	0.3817	2	98.4
35	50.9224	0.5392	2	97.8
60	51.2298	0.8466	3	96.5
120	51.9163	1.5331	6	93.7
230	54.8247	4.4415	18	81.7

Pipette Portion

Phi Size	Tare weight	Dry Weight + Tare	Soil Wt	Soil x 50	Minus Calgon	Cum Percent Coarser	Percent Passing
4	1.4737	1.8785	0.4048	20.24	19.7753	18.34057	81.6594
5	1.4806	1.7236	0.243	12.15	11.6853	51.74713	48
6	1.4782	1.6332	0.155	7.75	7.2853	69.91634	30
7	1.4731	1.5859	0.1128	5.64	5.1753	78.6293	21
8	1.4753	1.5660	0.0907	4.535	4.0703	83.19225	17
9	1.4518	1.5243	0.0725	3.625	3.1603	86.94997	13
10	1.4730	1.5261	0.0531	2.655	2.1903	90.95545	9

Weight of Calgon = 0.4647

39.4104
24.2168
15.1936
0.627399

001008

ANALYTICAL RESOURCES INCORPORATED

Sample Number: AN-RI-SEDC-04B

	100.0	100.0	98.5	97.9	97.2	95.9	93.1	81.1	49.6	30.1	21.4	16.9	13.0	9.2
	9500	4750	2000	1000	500	250	125	62.5	31.2	15.6	7.8	3.9	1.95	1
	3/8"	4	10	18	35	60	120	230						

Wt Tare	1.4856
Wet Wt & Tare	31.3685
Dry Wt & Tare	19.8458
Wt Moisture	11.5227
Dry Soil	18.3602
Moisture Content	0.627591203
Wt Tare	50.9354
Wet Wt & Tare	93.7702
Dry Wt & Tare	59.0452
Wt Total Solids	26.31791074
Wt -230 Solids	21.33971074
QA (before/after)	0.997937637

Tot solids 61.4

Sieve Analysis Portion				
Sieve Size	Weight of Soil + Tare	Weight of Soil	Percent Retained	Percent Passing
Tare	50.9366	0	0	100.0
4	50.9366	0	0	100.0
10	51.3392	0.4026	2	98.5
18	51.4870	0.5504	2	97.9
35	51.6698	0.7332	3	97.2
60	52.0130	1.0764	4	95.9
120	52.7646	1.828	7	93.1
230	55.9136	4.977	19	81.1

Pipette Portion							
Phi Size	Tare weight	Dry Weight + Tare	Soil Wt	Soil x 50	Minus Calgon	Cum Percent Coarser	Percent Passing
4	1.4515	1.8887	0.4372	21.86	21.3953	18.87207	81.1279
5	1.4716	1.7423	0.2707	13.535	13.0703	50.43929	50
6	1.4593	1.6273	0.168	8.4	7.9353	69.91047	30
7	1.4918	1.6138	0.122	6.1	5.6353	78.63175	21
8	1.4783	1.5769	0.0986	4.93	4.4653	83.06822	17
9	1.4775	1.5556	0.0781	3.905	3.4403	86.95487	13
10	1.4687	1.5265	0.0578	2.89	2.4253	90.80361	9

Weight of Calgon = 0.4647

42.8348
26.3723
16.4625
0.624235

001009

ANALYTICAL RESOURCES INCORPORATED

Sample Number: AN-RI-SEDC-01A

100	97	96	95	93	82	28	14	9	7	5	4	3	2
9500	4750	2000	1000	500	250	125	62.5	31.2	15.6	7.8	3.9	1.95	1
3/8"	4	10	18	35	60	120	230						

Wt Tare	1.4677
Wet Wt & Tare	56.3859
Dry Wt & Tare	43.9418
Wt Moisture	12.4441
Dry Soil	42.4741
Moisture Content	0.292980899
Wt Tare	50.8833
Wet Wt & Tare	155.3757
Dry Wt & Tare	123.1263
Wt Total Solids	80.81511497
Wt -230 Solids	11.14221497
QA (before/after)	0.998101923

Tot solids 77.34066302

Sieve Analysis Portion

Sieve Size	Weight of Soil + Tare	Weight of Soil	Percent Retained	Percent Passing
Tare	50.8977	0	0	100.0
4	53.0886	2.1909	3	97.3
10	54.1746	3.2769	4	95.9
18	54.9289	4.0312	5	95.0
35	56.7507	5.853	7	92.8
60	65.1481	14.2504	18	82.4
120	109.3834	58.4857	72	27.6
230	120.5562	69.6585	86	13.8

Pipette Portion

Phi Size	Tare weight	Dry Weight + Tare	Soil Wt	Soil x 50	Minus Calgon	Cum Percent Coarser	Percent Passing
4	1.4325	1.6680	0.2355	11.775	11.3103	86.03129	13.97
5	1.4787	1.6405	0.1618	8.09	7.6253	90.58242	9.42
6	1.4798	1.5999	0.1201	6.005	5.5403	93.15749	6.84
7	1.4770	1.5697	0.0927	4.635	4.1703	94.8495	5.15
8	1.4780	1.5517	0.0737	3.685	3.2203	96.02279	3.98
9	1.4756	1.5366	0.061	3.05	2.5853	96.80704	3.19
10	1.4435	1.4904	0.0469	2.345	1.8803	97.67775	2.32

Weight of Calgon = 0.4647

104.4924
80.9688
23.5236
0.290527

001010

ANALYTICAL RESOURCES INCORPORATED

Sample Number: AN-RI-SEDC-01B

100	89	82	79	77	68	24	16	13	10	7	5	4	3
9500	4750	2000	1000	500	250	125	62.5	31.2	15.6	7.8	3.9	1.95	1
3/8"	4	10	18	35	60	120	230						

Wt Tare	1.4719
Wet Wt & Tare	54.2669
Dry Wt & Tare	43.6396
Wt Moisture	10.6273
Dry Soil	42.1677
Moisture Content	0.252024654
Wt Tare	52.8175
Wet Wt & Tare	163.7104
Dry Wt & Tare	128.9104
Wt Total Solids	88.57085973
Wt -230 Solids	14.31265973
QA (before/after)	0.996704613

Tot solids 79.87063169

Sieve Analysis Portion

Sieve Size	Weight of Soil + Tare	Weight of Soil	Percent Retained	Percent Passing
Tare	52.8223	0	0	100.0
4	62.6884	9.8661	11	88.9
10	68.7568	15.9345	18	82.0
18	71.3488	18.5265	21	79.1
35	73.2685	20.4462	23	76.9
60	80.8953	28.073	32	68.3
120	119.7046	66.8823	76	24.5
230	127.0757	74.2534	84	16.2

Pipette Portion

Phi Size	Tare weight	Dry Weight + Tare	Soil Wt	Soil x 50	Minus Calgon	Cum Percent Coarser	Percent Passing
4	1.4719	1.7734	0.3015	15.075	14.6103	83.55875	16.4412
5	1.4796	1.7271	0.2475	12.375	11.9103	86.59711	13.40
6	1.4717	1.6572	0.1855	9.275	8.8103	90.0856	9.91
7	1.4709	1.6072	0.1363	6.815	6.3503	92.85389	7.15
8	1.5161	1.6222	0.1061	5.305	4.8403	94.55312	5.45
9	1.4827	1.5673	0.0846	4.23	3.7653	95.76284	4.24
10	1.4342	1.4958	0.0616	3.08	2.6153	97.05695	2.94

Weight of Calgon = 0.4647

110.8929
88.8637
22.0292
0.247899

001011

ANALYTICAL RESOURCES INCORPORATED

Sample Number: AN-RI-SEDC-01C

100	99	95	90	84	79	69	64	56	47	36	24	20	15
9500	4750	2000	1000	500	250	125	62.5	31.2	15.6	7.8	3.9	1.95	1
3/8"	4	10	18	35	60	120	230						

Wt Tare	1.4753
Wet Wt & Tare	27.4211
Dry Wt & Tare	22.6839
Wt Moisture	4.7372
Dry Soil	21.2086
Moisture Content	0.223362221
Wt Tare	50.5256
Wet Wt & Tare	91.6857
Dry Wt & Tare	63.3922
Wt Total Solids	33.64506382
Wt -230 Solids	21.37646382
QA (before/after)	0.994283547

Tot solids 81.74193897

Sieve Analysis Portion					Pipette Portion							
Sieve Size	Weight of Soil + Tare	Weight of Soil	Percent Retained	Percent Passing	Phi Size	Tare weight	Dry Weight + Tare	Soil Wt	Soil x 50	Minus Calgon	Cum Percent Coarser	Percent Passing
Tare	50.5260	0	0	100.0	4	1.4906	1.9313	0.4407	22.035	21.5703	36.25515	63.7448
4	50.8202	0.2942	1	99.1	5	1.4676	1.8583	0.3907	19.535	19.0703	43.64319	56
10	52.0485	1.5225	5	95.5	6	1.4743	1.8042	0.3299	16.495	16.0303	52.62704	47
18	53.8766	3.3506	10	90.0	7	1.4929	1.7491	0.2562	12.81	12.3453	63.517	36
35	55.7448	5.2188	16	84.5	8	1.4866	1.6601	0.1735	8.675	8.2103	75.73681	24
60	57.5749	7.0489	21	79.0	9	1.4823	1.6288	0.1465	7.325	6.8603	79.72635	20
120	60.8546	10.3286	31	69.3	10	1.4569	1.5644	0.1075	5.375	4.9103	85.48901	15
230	62.7942	12.2682	36	63.5								

Weight of Calgon = 0.4647

41.1601
33.8385
7.3216
0.216369

001012

ANALYTICAL RESOURCES INCORPORATED

Sample Number: AN-RI-SEDC-03A

100	82	70	64	58	47	34	22	16	13	10	7	6	4
9500	4750	2000	1000	500	250	125	62.5	31.2	15.6	7.8	3.9	1.95	1
3/8"	4	10	18	35	60	120	230						

Wt Tare	1.4723
Wet Wt & Tare	35.0753
Dry Wt & Tare	24.4329
Wt Moisture	10.6424
Dry Soil	22.9606
Moisture Content	0.463507051
Wt Tare	50.8249
Wet Wt & Tare	114.0905
Dry Wt & Tare	85.9515
Wt Total Solids	43.22876337
Wt -230 Solids	9.286563365
QA (before/after)	1.020268194

Tot solids 68.32901824

Sieve Analysis Portion				
Sieve Size	Weight of Soil + Tare	Weight of Soil	Percent Retained	Percent Passing
Tare	50.8374	0	0	100.0
4	58.7792	7.9418	18	81.6
10	63.8069	12.9695	30	70.0
18	66.3753	15.5379	36	64.1
35	69.1458	18.3084	42	57.6
60	73.7444	22.907	53	47.0
120	79.3051	28.4677	66	34.1
230	84.7671	33.9297	78	21.5

Pipette Portion							
Phi Size	Tare weight	Dry Weight + Tare	Soil Wt	Soil x 50	Minus Calgon	Cum Percent Coarser	Percent Passing
4	1.4510	1.6291	0.1781	8.905	8.4403	80.07954	19.9205
5	1.4654	1.6111	0.1457	7.285	6.8203	83.903	16
6	1.4689	1.5852	0.1163	5.815	5.3503	87.37243	13
7	1.4684	1.5599	0.0915	4.575	4.1103	90.29903	10
8	1.4478	1.5196	0.0718	3.59	3.1253	92.62379	7
9	1.4847	1.5410	0.0563	2.815	2.3503	94.45291	6
10	1.4540	1.4979	0.0439	2.195	1.7303	95.91621	4

Weight of Calgon = 0.4647

63.2656
42.37
20.8956
0.49317

001013

ANALYTICAL RESOURCES INCORPORATED

Sample Number:	AN-RI-SEDC-03B	100	99	89	82	75	63	52	44	37	28	21	15	10	7
		9500	4750	2000	1000	500	250	125	62.5	31.2	15.6	7.8	3.9	1.95	1
		3/8"	4	10	18	35	60	120	230						

Wt Tare	1.4832
Wet Wt & Tare	50.4122
Dry Wt & Tare	40.3734
Wt Moisture	10.0388
Dry Soil	38.8902
Moisture Content	0.258131869
Wt Tare	49.7627
Wet Wt & Tare	108.5331
Dry Wt & Tare	78.2257
Wt Total Solids	46.71243251
Wt -230 Solids	20.48543251
QA (before/after)	1.017123906

Tot solids 79.48292424

Sieve Analysis Portion					Pipette Portion							
Sieve Size	Weight of Soil + Tare	Weight of Soil	Percent Retained	Percent Passing	Phi Size	Tare weight	Dry Weight + Tare	Soil Wt	Soil x 50	Minus Calgon	Cum Percent Coarser	Percent Passing
Tare	49.7740	0	0	100.0	4	1.4645	1.8680	0.4035	20.175	19.7103	57.08248	42.9175
4	50.3236	0.5496	1	98.8	5	1.5171	1.8624	0.3453	17.265	16.8003	63.41876	37
10	54.7421	4.9681	11	89.4	6	1.4788	1.7445	0.2657	13.285	12.8203	72.08488	28
18	58.0349	8.2609	18	82.3	7	1.4523	1.6502	0.1979	9.895	9.4303	79.46632	21
35	61.3479	11.5739	25	75.2	8	1.4342	1.5814	0.1472	7.36	6.8953	84.98606	15
60	66.9348	17.1608	37	63.3	9	1.4560	1.5610	0.105	5.25	4.7853	89.58041	10
120	72.4106	22.6366	48	51.5	10	1.4384	1.5154	0.077	3.85	3.3853	92.62879	7
230	75.9897	26.2157	56	43.9								

Weight of Calgon = 0.4647

58.7704
45.926
12.8444
0.279676

001014

ANALYTICAL RESOURCES INCORPORATED

Sample Number: AN-RI-SEDC-03C

100	97	89	82	74	63	52	45	37	28	20	14	10	7
9500	4750	2000	1000	500	250	125	62.5	31.2	15.6	7.8	3.9	1.95	1
3/8"	4	10	18	35	60	120	230						

Wt Tare	1.4692
Wet Wt & Tare	28.1987
Dry Wt & Tare	23.0436
Wt Moisture	5.1551
Dry Soil	21.5744
Moisture Content	0.238945231
Wt Tare	50.6258
Wet Wt & Tare	96.5334
Dry Wt & Tare	72.3024
Wt Total Solids	37.05377674
Wt -230 Solids	16.67467674
QA (before/after)	1.004145621

Tot solids 80.71381807

Sieve Analysis Portion					Pipette Portion							
Sieve Size	Weight of Soil + Tare	Weight of Soil	Percent Retained	Percent Passing	Phi Size	Tare weight	Dry Weight + Tare	Soil Wt	Soil x 50	Minus Calgon	Cum Percent Coarser	Percent Passing
Tare	50.6394	0	0	100.0	4	1.4869	1.8269	0.34	17	16.5353	55.18986	44.8101
4	51.6579	1.0185	3	97.3	5	1.4735	1.7588	0.2853	14.265	13.8003	62.60162	37
10	54.5406	3.9012	11	89.5	6	1.4449	1.6575	0.2126	10.63	10.1653	72.45236	28
18	57.2371	6.5977	18	82.2	7	1.4632	1.6186	0.1554	7.77	7.3053	80.20287	20
35	60.1296	9.4902	26	74.4	8	1.4727	1.5870	0.1143	5.715	5.2503	85.77185	14
60	64.2510	13.6116	37	63.3	9	1.4650	1.5484	0.0834	4.17	3.7053	89.95875	10
120	68.4047	17.7653	48	52.1	10	1.4400	1.5024	0.0624	3.12	2.6553	92.80422	7
230	71.0049	20.3655	55	45.0								

Weight of Calgon = 0.4647

45.9076
36.9008
9.0068
0.244081

001015

ANALYTICAL RESOURCES INCORPORATED

Sample Number: AN-RI-SEDC-04A

100	97	90	86	83	72	51	38	22	15	11	8	6	4
9500	4750	2000	1000	500	250	125	62.5	31.2	15.6	7.8	3.9	1.95	1
3/8"	4	10	18	35	60	120	230						

Wt Tare	1.4663
Wet Wt & Tare	36.9501
Dry Wt & Tare	23.9455
Wt Moisture	13.0046
Dry Soil	22.4792
Moisture Content	0.578517029
Wt Tare	50.6569
Wet Wt & Tare	113.0764
Dry Wt & Tare	81.1779
Wt Total Solids	39.54312741
Wt -230 Solids	15.07152741
QA (before/after)	0.988622673

Tot solids 63.35059943

Sieve Analysis Portion

Sieve Size	Weight of Soil + Tare	Weight of Soil	Percent Retained	Percent Passing
Tare	50.6756	0	0	100.0
4	51.7640	1.0884	3	97.2
10	54.8104	4.1348	10	89.5
18	56.1101	5.4345	14	86.3
35	57.2464	6.5708	17	83.4
60	61.5682	10.8926	28	72.5
120	70.0150	19.3394	49	51.1
230	75.1285	24.4529	62	38.2

Pipette Portion

Phi Size	Tare weight	Dry Weight + Tare	Soil Wt	Soil x 50	Minus Calgon	Cum Percent Coarser	Percent Passing
4	1.4743	1.7945	0.3202	16.01	15.5453	61.135	38.865
5	1.4747	1.6633	0.1886	9.43	8.9653	77.58574	22
6	1.4425	1.5703	0.1278	6.39	5.9253	85.18608	15
7	1.4674	1.5631	0.0957	4.785	4.3203	89.19876	11
8	1.4650	1.5407	0.0757	3.785	3.3203	91.69888	8
9	1.4493	1.5095	0.0602	3.01	2.5453	93.63646	6
10	1.4791	1.5241	0.045	2.25	1.7853	95.53655	4

Weight of Calgon = 0.4647

62.4195
39.9982
22.4213
0.560558

001016

ANALYTICAL RESOURCES INCORPORATED

Sample Number: AN-RI-SEDC-04C

	100	100	99	98	98	96	94	87	58	32	21	16	13	9
	9500	4750	2000	1000	500	250	125	62.5	31.2	15.6	7.8	3.9	1.95	1
	3/8"	4	10	18	35	60	120	230						

Wt Tare	1.4692
Wet Wt & Tare	46.7742
Dry Wt & Tare	30.4144
Wt Moisture	16.3598
Dry Soil	28.9452
Moisture Content	0.565199066
Wt Tare	50.6244
Wet Wt & Tare	92.8732
Dry Wt & Tare	57.9365
Wt Total Solids	26.99260492
Wt -230 Solids	23.55940492
QA (before/after)	1.007589034

Tot solids 63.88963691

Sieve Analysis Portion

Sieve Size	Weight of Soil + Tare	Weight of Soil	Percent Retained	Percent Passing
Tare	50.6286	0	0	100.0
4	50.6286	0	0	100.0
10	50.9932	0.3646	1	98.6
18	51.1051	0.4765	2	98.2
35	51.2707	0.6421	2	97.6
60	51.6310	1.0024	4	96.3
120	52.3329	1.7043	6	93.7
230	54.0576	3.429	13	87.3

Pipette Portion

Phi Size	Tare weight	Dry Weight + Tare	Soil Wt	Soil x 50	Minus Calgon	Cum Percent Coarser	Percent Passing
4	1.4776	1.9541	0.4765	23.825	23.3603	12.79989	87.2001
5	1.4678	1.7872	0.3194	15.97	15.5053	42.12129	58
6	1.4694	1.6522	0.1828	9.14	8.6753	67.61655	32
7	1.4720	1.5934	0.1214	6.07	5.6053	79.07635	21
8	1.4775	1.5715	0.094	4.7	4.2353	84.19033	16
9	1.4735	1.5510	0.0775	3.875	3.4103	87.26992	13
10	1.4423	1.5014	0.0591	2.955	2.4903	90.70412	9

Weight of Calgon = 0.4647

42.2488
26.7893
15.4595
0.577077

001017

ANALYTICAL RESOURCES INCORPORATED

Sample Number:	AN-RI-SEDS-05-SS	100	100	100	99	98	80	34	22	18	13	10	8	6	5
25000	19000	9500	4750	2000	1000	500	250	125	62.5	31.2	15.6	7.8	3.9	1.95	1
1"	3/4"	3/8"	4	10	18	35	60	120	230						

Wt Tare	1.4630
Wet Wt & Tare	47.5951
Dry Wt & Tare	34.7415
Wt Moisture	12.8536
Dry Soil	33.2785
Moisture Content	0.38624337
Wt Tare	50.5974
Wet Wt & Tare	127.8982
Dry Wt & Tare	96.5344
Wt Total Solids	55.76279148
Wt -230 Solids	12.46219148
QA (before/after)	0.988123819

Tot solids 72.13740541

Sieve Analysis Portion

Sieve Size	Weight of Soil + Tare	Weight of Soil	Percent Retained	Percent Passing
Tare	50.6150	0	0	100.0
4	50.6667	0.0517	0	99.9
10	50.7955	0.1805	0	99.7
18	51.0332	0.4182	1	99.3
35	51.8384	1.2234	2	97.8
60	61.6045	10.9895	20	80.3
120	87.3391	36.7241	66	34.1
230	93.8980	43.283	78	22.4

Pipette Portion

Phi Size	Tare weight	Dry Weight + Tare	Soil Wt	Soil x 50	Minus Calgon	Cum Percent Coarser	Percent Passing
4	1.4399	1.7029	0.263	13.15	13.15	76.69803	23.302
5	1.4695	1.6765	0.207	10.35	10.35	81.65967	18
6	1.4775	1.6269	0.1494	7.47	7.47	86.76306	13
7	1.4805	1.5917	0.1112	5.56	5.56	90.14761	10
8	1.4607	1.5474	0.0867	4.335	4.335	92.31832	8
9	1.4569	1.5251	0.0682	3.41	3.41	93.95744	6
10	1.4604	1.5129	0.0525	2.625	2.625	95.34847	5

Weight of Calgon = 0.4647

77.3008
56.433
20.8678
0.36978

001018

ANALYTICAL RESOURCES INCORPORATED

Sample Number:	AN-RI-SEDS-20-WD	100	100	98	97	94	92	84	50	24	15	12	9	8	6
25000	19000	9500	4750	2000	1000	500	250	125	62.5	31.2	15.6	7.8	3.9	1.95	1
1"	3/4"	3/8"	4	10	18	35	60	120	230						

Wt Tare	1.4813
Wet Wt & Tare	54.6234
Dry Wt & Tare	36.9890
Wt Moisture	17.6344
Dry Soil	35.5077
Moisture Content	0.496635941
Wt Tare	50.0327
Wet Wt & Tare	112.2072
Dry Wt & Tare	81.0806
Wt Total Solids	41.54283503
Wt -230 Solids	20.58143503
QA (before/after)	1.022217944

Tot solids 66.81651647

Sieve Analysis Portion

Sieve Size	Weight of Soil + Tare	Weight of Soil	Percent Retained	Percent Passing
Tare	50.0442	0	0	100.0
4	50.2259	0.1817	0	99.6
10	50.7705	0.7263	2	98.3
18	51.3310	1.2868	3	96.9
35	52.3660	2.3218	6	94.4
60	53.5254	3.4812	8	91.6
120	56.8790	6.8348	16	83.5
230	70.9941	20.9499	50	49.6

Pipette Portion

Phi Size	Tare weight	Dry Weight + Tare	Soil Wt	Soil x 50	Minus Calgon	Cum Percent Coarser	Percent Passing
4	1.4764	1.8702	0.3938	19.69	19.69	51.55008	48.4499
5	1.4820	1.6760	0.194	9.7	9.7	76.13183	24
6	1.4877	1.6121	0.1244	6.22	6.22	84.69484	15
7	1.4688	1.5654	0.0966	4.83	4.83	88.11513	12
8	1.4826	1.5594	0.0768	3.84	3.84	90.55116	9
9	1.4846	1.5501	0.0655	3.275	3.275	91.94142	8
10	1.4547	1.5068	0.0521	2.605	2.605	93.59004	6

Weight of Calgon = 0.4647

62.1745
40.6399
21.5346
0.529888

001019

Total Organic Matter by Ignition

Loss on Ignition, ASTM D2974 ☐
Temp. = 440°C

Total Volatile Solids, PSEP Method ☐
Temp. = 550°C

Client / Job No.: IHZ9 Tested by: TC

Notes:

Sample No.	J		K			
Sample Depth (ft)		Date/Time		Date/Time		Date/Time
Tare ID	X		Y			
Tare Weight	241.60		254.62			
Wet Wt + Tare	547.75	7/18/05 1720	557.06	7/18/05 1725		
Dry Wt. + Tare	459.03	7/19/05 930	453.31	7/19/05 930		
Dry Wt. + Tare						
Dry Wt. + Tare						
Burned Wt. + Tare	453.97	7/20/05 930	441.84	7/20/05 930		
Burned Wt. + Tare						
Burned Wt. + Tare						

Sample No.						
Sample Depth (ft)		Date/Time		Date/Time		Date/Time
Tare Id						
Tare Weight						
Wet Wt + Tare						
Dry Wt. + Tare						
Dry Wt. + Tare						
Dry Wt. + Tare						
Burned Wt. + Tare						
Burned Wt. + Tare						
Burned Wt. + Tare						

Sample No.						
Sample Depth (ft)		Date/Time		Date/Time		Date/Time
Tare Id						
Tare Weight						
Wet Wt + Tare						
Dry Wt. + Tare						
Dry Wt. + Tare						
Dry Wt. + Tare						
Burned Wt. + Tare						
Burned Wt. + Tare						
Burned Wt. + Tare						

ANALYTICAL RESOURCES INCORPORATED

PIPETTE GRAIN SIZE ANALYSIS

Job No. IH29 ARI Sample No. A Client Sample No. AN-RI-SEDC-01A

Set-up Date: 7/19/05 Sample Description: Sand, shells, roots, silt

Calgon Batch # 117 Sieve Set # 1 Date Sieved: 7/20/05

SOLIDS CONTENT

Moisture Content	
Container No.	108
Tare Weight	1.4677
Wet Weight + Tare	56.3859
Dry Weight + Tare	43.9418

Test Sample	
Container No.	108
Tare Weight	50.8833
Wet Weight + Tare	155.3757
Dry Weight + Tare	123.1263

SIEVE ANALYSIS

Sieve Size	Weight Retained
Tare	50.8977
4	53.0886
10	54.1746
18	54.9289
35	56.7507
60	65.1481
120	109.3834
230	120.5562

PIPETTE ANALYSIS

7/22/05

Temp:22

Tare ID	Tare Wt	Dry Wt & Tare	TIME
A1	1.4327 NT 5	1.6680	9:49:00
A2	1.4787	1.6405	9:49:20
A3	1.4798	1.5999	9:50:49
A4	1.4770	1.5697	9:56:15
A5	1.4780	1.5517	10:17:59
A6	1.4756	1.5366	11:45:00
A7	1.4435	1.4904	17:33:00
			16:45:00

ANALYTICAL RESOURCES INCORPORATED

PIPETTE GRAIN SIZE ANALYSIS

Job No. IH29 ARI Sample No. B Client Sample No. AN-RI-SEDC-01B

Set-up Date: 7/20/05 Sample Description: sand, silt, sand, gravel

Calgon Batch # 117 Sieve Set # 2" 1 Date Sieved: 7/21/05

SOLIDS CONTENT

Moisture Content	
Container No.	B-3
Tare Weight	1.4719
Wet Weight + Tare	54.2669
Dry Weight + Tare	43.6396

Test Sample	
Container No.	B-3
Tare Weight	52.8175
Wet Weight + Tare	163.7104
Dry Weight + Tare	128.9104

SIEVE ANALYSIS

Sieve Size	Weight Retained
Tare	52.8223
4	62.6884
10	68.7568
18	71.3488
35	73.2685
60	80.8953
120	119.7046
230	127.0757

7/22/05

Temp:22

3 large rocks removed

PIPETTE ANALYSIS

Tare ID	Tare Wt	Dry Wt & Tare	TIME
B1	1.4719	1.7734	9:53:00
B2	1.4796	1.7271	9:53:20
B3	1.4717	1.6572	9:54:49
B4	1.4709	1.6072	10:00:15
B5	1.5161	1.6222	10:21:59
B6	1.4827	1.5673	11:49:00
B7	1.4342	1.4958	17:37:00

ANALYTICAL RESOURCES INCORPORATED

PIPETTE GRAIN SIZE ANALYSIS

Job No. IH 29 ARI Sample No. C Client Sample No. AN-RI-SEDC-01C

Set-up Date: 7/20/05 Sample Description: Clay, peat

Calgon Batch # 117 Sieve Set # 2 Date Sieved: 7/21/05

SOLIDS CONTENT

Moisture Content	
Container No.	135
Tare Weight	1.4753
Wet Weight + Tare	27.4211
Dry Weight + Tare	22.6839

Test Sample	
Container No.	135
Tare Weight	50.5256
Wet Weight + Tare	91.6857
Dry Weight + Tare	63.3922

SIEVE ANALYSIS

Sieve Size	Weight Retained
Tare	50.5260
4	50.8202
10	52.0485
18	53.8766
35	55.7448
60	57.5749
120	60.8546
230	62.7942

PIPETTE ANALYSIS

7/22/05

Temp:22

Tare ID	Tare Wt	Dry Wt & Tare	TIME
C1	1.4906	1.9313	9:57:00
C2	1.4676	1.8583	9:57:20
C3	1.4743	1.8042	9:58:49
C4	1.4929	1.7491	10:04:15
C5	1.4866	1.6601	10:25:59
C6	1.4823	1.6288	11:53:00
C7	1.4569	1.5644	17:41:00
			16:53:00

ANALYTICAL RESOURCES INCORPORATED

PIPETTE GRAIN SIZE ANALYSIS

Job No. IH29 ARI Sample No. D Client Sample No. AN-RI-SEDC-03A

Set-up Date: 7/20/05 Sample Description: Silt, sand, wood, gravel

Calgon Batch # 117 Sieve Set # 1 Date Sieved: 7/21/05

SOLIDS CONTENT

Moisture Content	
Container No.	142
Tare Weight	1.4723
Wet Weight + Tare	35.0753
Dry Weight + Tare	24.4329

Test Sample	
Container No.	142
Tare Weight	50.8249
Wet Weight + Tare	114.0905
Dry Weight + Tare	85.9515

SIEVE ANALYSIS

Sieve Size	Weight Retained
Tare	50.8374
4	58.7792
10	63.8069
18	66.3753
35	69.1458
60	73.7444
120	79.3051
230	84.7671

PIPETTE ANALYSIS

7/22/05

Temp:22

Tare ID	Tare Wt	Dry Wt & Tare	TIME
D1	1.4510	1.6291	10:01:00
D2	1.4654	1.6111	10:01:20
D3	1.4689	1.5852	10:02:49
D4	1.4684	1.5599	10:08:15
D5	1.4478	1.5196	10:29:59
D6	1.4847	1.5410	11:57:00
D7	1.4540	1.4979	17:45:00
			16:57:00

ANALYTICAL RESOURCES INCORPORATED

PIPETTE GRAIN SIZE ANALYSIS

Job No. IH29 ARI Sample No. E Client Sample No. AN-RI-SEDC-03B

Set-up Date: 7/19/05 Sample Description: Clay, sand, gravel

Calgon Batch # 117 Sieve Set # 2 Date Sieved: 7/20/05

SOLIDS CONTENT

Moisture Content	
Container No.	131
Tare Weight	1.4832
Wet Weight + Tare	50.4122
Dry Weight + Tare	40.3734

Test Sample	
Container No.	131
Tare Weight	49.7627
Wet Weight + Tare	108.5331
Dry Weight + Tare	78.2257

SIEVE ANALYSIS

Sieve Size	Weight Retained
Tare	49.7740
4	50.3236
10	54.7421
18	58.0349
35	61.3479
60	66.9348
120	72.4106
230	75.9897

PIPETTE ANALYSIS

7/22/05

Temp:22

Tare ID	Tare Wt	Dry Wt & Tare	TIME
E1	1.4645	1.8680	10:05:00
E2	1.5171	1.8624	10:05:20
E3	1.4788	1.7445	10:06:49
E4	1.4523	1.6502	10:12:15
E5	1.4342	1.5814	10:33:59
E6	1.4560	1.5610	12:01:00
E7	1.4384	1.5154	17:49:00
			17:01:00

ANALYTICAL RESOURCES INCORPORATED

PIPETTE GRAIN SIZE ANALYSIS

Job No. IH29 ARI Sample No. F Client Sample No. AN-RI-SEDC-03C

Set-up Date: 7/20/05 Sample Description: Clay, gravel

Calgon Batch # 117 Sieve Set # 2 Date Sieved: 7/21/05

SOLIDS CONTENT

Moisture Content	
Container No.	120
Tare Weight	1.4692
Wet Weight + Tare	28.1987
Dry Weight + Tare	23.0436

Test Sample	
Container No.	120
Tare Weight	50.6258
Wet Weight + Tare	96.5334
Dry Weight + Tare	72.3024

SIEVE ANALYSIS

Sieve Size	Weight Retained
Tare	50.6394
4	~~51.6582~~ NT 51.6579
10	54.5406
18	57.2371
35	60.1296
60	64.2510
120	68.4047
230	71.0049

PIPETTE ANALYSIS

7/22/05

Temp:22

Tare ID	Tare Wt	Dry Wt & Tare	TIME
F1	1.4869	1.8269	10:09:00
F2	1.4735	1.7588	10:09:20
F3	1.4449	1.6575	10:10:49
F4	1.4632	1.6186	10:16:15
F5	1.4727	1.5870	10:37:59
F6	1.4650	1.5484	12:05:00
F7	1.4400	1.5024	17:53:00

ANALYTICAL RESOURCES INCORPORATED

PIPETTE GRAIN SIZE ANALYSIS

Job No. IH29 ARI Sample No. G Client Sample No. AN-RI-SEDC-04A

Set-up Date: 7/20/05 Sample Description: Silt, sand gravel, peat

Calgon Batch # 117 Sieve Set # 1 Date Sieved: 7/21/05

SOLIDS CONTENT

Moisture Content	
Container No.	134
Tare Weight	1.4663
Wet Weight + Tare	36.9501
Dry Weight + Tare	23.9455

Test Sample	
Container No.	134
Tare Weight	50.6569
Wet Weight + Tare	113.0764
Dry Weight + Tare	81.1779

SIEVE ANALYSIS

Sieve Size	Weight Retained
Tare	50.6756
4	51.7640
10	54.8104
18	56.1101
35	57.2464
60	61.5682
120	70.0150
230	75.1285

PIPETTE ANALYSIS

7/22/05

Temp:22

Tare ID	Tare Wt	Dry Wt & Tare	TIME
G1	1.4743	1.7945	10:13:00
G2	1.4747	1.6633	10:13:20
G3	1.4425	1.5703	10:14:49
G4	1.4674	1.5631	10:20:15
G5	1.4650	1.5407	10:41:59
G6	1.4493	1.5095	12:09:00
G7	1.4791	1.5241	17:57:00
			17:09:00

ANALYTICAL RESOURCES INCORPORATED

PIPETTE GRAIN SIZE ANALYSIS

Job No. IH29 ARI Sample No. H1 Client Sample No. AN-RI-SEDC-04B

Set-up Date: 7/20/05 Sample Description: Clay, silt, peat

Calgon Batch # 117 Sieve Set # 1 Date Sieved: 7/21/05

SOLIDS CONTENT

Moisture Content	
Container No.	186
Tare Weight	1.4704
Wet Weight + Tare	35.5414
Dry Weight + Tare	22.4167

Test Sample	
Container No.	186
Tare Weight	49.7391
Wet Weight + Tare	90.4704
Dry Weight + Tare	58.9570

SIEVE ANALYSIS

Sieve Size	Weight Retained
Tare	49.7409
4	49.7440
10	50.1781
18	50.3461
35	50.5304
60	50.8576
120	51.5589
230	54.6100

PIPETTE ANALYSIS

7/22/05

Temp:22

Tare ID	Tare Wt	Dry Wt & Tare	TIME
H1-1	1.4683	1.8880	10:17:00
H1-2	1.4800	1.7249	10:17:20
H1-3	1.4643	1.6222	10:18:49
H1-4	1.4790	1.5940	10:24:15
H1-5	1.4635	1.5556	10:45:59
H1-6	1.4752	1.5494	12:13:00
H1-7	1.4643	1.5184	18:01:00
			17:13:00

ANALYTICAL RESOURCES INCORPORATED

PIPETTE GRAIN SIZE ANALYSIS

Job No. IH29 ARI Sample No. H2 Client Sample No. AN-RI-SEDC-04B

Set-up Date: 7/20/05 Sample Description: Clay, silt, peat

Calgon Batch # 117 Sieve Set # 2 Date Sieved: 7/21/05

SOLIDS CONTENT

Moisture Content	
Container No.	215
Tare Weight	1.4720
Wet Weight + Tare	31.7591
Dry Weight + Tare	20.1677

Test Sample	
Container No.	215
Tare Weight	50.3788
Wet Weight + Tare	89.7892
Dry Weight + Tare	58.1892

SIEVE ANALYSIS

Sieve Size	Weight Retained
Tare	50.38232 NT
4	—
10	50.6116
18	50.7649
35	50.9224
60	51.2298
120	51.9163
230	54.8247

PIPETTE ANALYSIS

7/22/05

Temp:22

Tare ID	Tare Wt	Dry Wt & Tare	TIME
H2-1	1.4737	1.8785	10:21:00
H2-2	1.4806	1.67236	10:21:20
H2-3	1.4782	1.6332	10:22:49
H2-4	1.4731	1.5859	10:28:15
H2-5	1.4753	1.5660	10:49:59
H2-6	1.4518	1.5243	12:17:00
H2-7	1.4730	1.5261	18:05:00
			17:17:00

ANALYTICAL RESOURCES INCORPORATED

PIPETTE GRAIN SIZE ANALYSIS

Job No. IH25 ARI Sample No. H3 Client Sample No. AN-RI-SEDC-04B

Set-up Date: 7/20/05 Sample Description: clay, silt, peat

Calgon Batch # 117 Sieve Set # 1 Date Sieved: 7/21/05

SOLIDS CONTENT

Moisture Content	
Container No.	145
Tare Weight	1.4856
Wet Weight + Tare	31.3685
Dry Weight + Tare	19.8458

Test Sample	
Container No.	145
Tare Weight	50.9354
Wet Weight + Tare	93.7702
Dry Weight + Tare	59.0452

SIEVE ANALYSIS

Sieve Size	Weight Retained
Tare	50.9366
4	—
10	51.3392
18	51.4870
35	51.6698
60	52.0130
120	52.7646
230	55.9136

PIPETTE ANALYSIS

7/22/05

Temp:22

Tare ID	Tare Wt	Dry Wt & Tare	TIME
H3-1	1.4515	1.8887	10:25:00
H3-2	1.4716	1.7423	10:25:20
H3-3	1.4593	1.6273	10:26:49
H3-4	1.4918	1.6138	10:32:15
H3-5	1.4783	1.5769	10:53:59
H3-6	1.4775	1.55576	12:21:00
H3-7	1.4687	1.5265	18:09:00
			17:21:00

ANALYTICAL RESOURCES INCORPORATED

PIPETTE GRAIN SIZE ANALYSIS

Job No. IM29 ARI Sample No. I Client Sample No. AN-RI-SEDC-04C

Set-up Date: 7/20/05 Sample Description: clay, silt, shells

Calgon Batch # 117 Sieve Set # 2 Date Sieved: 7/21/05

SOLIDS CONTENT

Moisture Content	
Container No.	156
Tare Weight	1.4692
Wet Weight + Tare	46.7742
Dry Weight + Tare	30.4144

Test Sample	
Container No.	156
Tare Weight	50.6244
Wet Weight + Tare	92.0732
Dry Weight + Tare	57.9365

SIEVE ANALYSIS

Sieve Size	Weight Retained
Tare	50.6286
4	—
10	50.9932
18	51.1051
35	51.2707
60	51.6310
120	52.3329
230	54.0576

PIPETTE ANALYSIS

Tare ID	Tare Wt	Dry Wt & Tare	7/22/05 Temp:22 TIME
I1	1.4776	1.9541	10:29:00
I2	1.4678	1.7872	10:29:20
I3	1.4694	1.6522	10:30:49
I4	1.4720	1.5934	10:36:15
I5	1.4775	1.5715	10:57:59
I6	1.4735	1.5510	12:25:00
I7	1.4423	1.5014	18:13:00
			17:25:00

1115F
Rev. 0

ANALYTICAL RESOURCES INCORPORATED

PIPETTE GRAIN SIZE ANALYSIS

Job No. IHZ9 ARI Sample No. J Client Sample No. AN-RI-SEDS-05-55

Set-up Date: 7/20/05 Sample Description: silt, sand, plant material

Calgon Batch # 117 Sieve Set # 2 Date Sieved: 7/21/05

SOLIDS CONTENT

Moisture Content	
Container No.	227
Tare Weight	14630
Wet Weight + Tare	47.5951
Dry Weight + Tare	34.7415

Test Sample	
Container No.	227
Tare Weight	50.5974
Wet Weight + Tare	127.8982
Dry Weight + Tare	96.5344

SIEVE ANALYSIS

Sieve Size	Weight Retained
Tare	50.6150
4	50.6667
10	50.7955
18	51.0332
35	51.8384
60	61.6045
120	87.3391
230	93.898

PIPETTE ANALYSIS

7/22/05

Temp:22

Tare ID	Tare Wt	Dry Wt & Tare	TIME
J1	1.4399	1.7029	10:33:00
J2	1.4695	1.6765	10:33:20
J3	1.4775	1.6269	10:34:49
J4	1.4805	1.5917	10:40:15
J5	1.4607	1.5474	11:01:59
J6	1.4569	1.5251	12:29:00
J7	1.4604	1.5129	18:17:00

ANALYTICAL RESOURCES INCORPORATED

PIPETTE GRAIN SIZE ANALYSIS

Job No. IH29 ARI Sample No. K Client Sample No. AN-RI-SEDS-20-WD

Set-up Date: ~~7/30~~ TC 7/20/05 Sample Description: silt, sand, gravel, wood, shells

Calgon Batch # 117 Sieve Set # 1 Date Sieved: 7/21/05

SOLIDS CONTENT

Moisture Content	
Container No.	200
Tare Weight	1.4813
Wet Weight + Tare	54.6234
Dry Weight + Tare	36.9890

Test Sample	
Container No.	200
Tare Weight	50.0327
Wet Weight + Tare	112.2072
Dry Weight + Tare	81.0806

SIEVE ANALYSIS

Sieve Size	Weight Retained
Tare	50.0442
4	50.2259
10	50.7705
18	51.3310
35	52.3660
60	53.5254
120	56.8790
230	70.9941

PIPETTE ANALYSIS

7/22/05

Temp:22

Tare ID	Tare Wt	Dry Wt & Tare	TIME
K1	1.4764	1.8702	10:37:00
K2	1.4820	1.6760	10:37:20
K3	1.4877	1.6121	10:38:49
K4	1.4688	1.5654	10:44:15
K5	1.4826	1.5594	11:05:59
K6	1.4846	1.5501	12:33:00
K7	1.4547	1.5068	18:21:00
			17:33:00

ANALYTICAL RESOURCES INCORPORATED

ATTERBERG LIMIT DETERMINATION – ASTM D-4318

Client / Project No.: _____
ARI Job No.: IH29

Tested by: TC
Set-Up Date: _____

	Sample #: C			Sample #: H			Sample #:				Sample #:					
	Depth:			Depth:			Depth:				Depth:					
	Description:			Description:			Description:				Description:					
	Through #40: (yes)/no			Through #40: (yes)/no			Through #40: yes/no				Through #40: yes/no					
LIQUID LIMIT	Test #:			Test #:			Test #:				Test #:					
	Crucible #: Y			Crucible #: F	A		Crucible #:				Crucible #:					
No. Blows				19	29	35										
Tare #				A	B	C										
Tare Wt.				1.1008	1.1239	1.1068										
Wt. Wet Soil + Tare				10.6006	10.3825	10.7990										
Wt. Dry Soil + Tare				7.8082	7.7425	8.1022										
Wt. Dry Soil																
Wt. Water																

PLASTIC LIMIT																
No. Blows																
Tare #				D	E											
Tare Wt.				1.0991	1.1080											
Wt. Wet Soil + Tare	non-plastic would not roll			4.4780	4.1240											
Wt. Dry Soil + Tare				3.6901	3.4230											
Wt. Dry Soil																
Wt. Water																

NOTES:

001034

1105F
Rev. 0

ANALYTICAL RESOURCES INCORPORATED

ATTERBERG LIMIT DETERMINATION – ASTM D-4318

Client / Project No.: _____
ARI Job No.: IH29

Tested by: TC
Set-Up Date: _____

	Sample #: A	Sample #: B	Sample #: D	Sample #: E
	Depth:	Depth:	Depth:	Depth:
	Description: Sandy	Description:	Description:	Description:
	Through #40: yes/no	Through #40: yes/no	Through #40: yes/no	Through #40: yes/no
LIQUID LIMIT	Test #:	Test #:	Test #:	Test #:
	Crucible #: Z	Crucible #: E	Crucible #: C	Crucible #: X
No. Blows				17 / 21 / 29
Tare #				U / V / W
Tare Wt.				1.1071 / 1.0737 / 1.1148
Wt. Wet Soil + Tare				14.2839 / 11.8133 / 11.9344
Wt. Dry Soil + Tare				11.2765 / 9.2415 / 9.5641
Wt. Dry Soil				
Wt. Water				

PLASTIC LIMIT				
No. Blows				
Tare #	non-plastic would not roll	Non Plastic Would Not Roll	Non Plastic Would Not Roll	X / Y
Tare Wt.				1.0976 / 1.1076
Wt. Wet Soil + Tare				4.0856 / 3.6708
Wt. Dry Soil + Tare				3.6847 / 3.3272
Wt. Dry Soil				
Wt. Water				

NOTES:

001035

1105F
Rev. 0